

**SCHOOL EDUCATION : STATE REPORT CARD 2017-18**

**State Name : RAJASTHAN**

**State Code : 08**

Blocks	302	PEEO/ CRC	10617	Total Schools	105516	Total Teachers	687439	Total Enrollment	17559393			
<b>Details of school</b>												
<b>Total Number of Schools</b>							<b>No. of Schools by School Type (Govt)</b>					
School Category	Government			Private			Boys	Girls	Co-Ed	Total		
	Urban	Rural	Total	Urban	Rural	Total						
PS	1853	32952	<b>34805</b>	1267	2836	<b>4103</b>	0	39	34766	<b>34805</b>		
UPS	1449	19004	<b>20453</b>	5389	11154	<b>16543</b>	0	591	19862	<b>20453</b>		
Secondary	414	3643	<b>4057</b>	2814	4315	<b>7129</b>	0	121	3936	<b>4057</b>		
Sr. Secondary	752	9338	<b>10090</b>	3875	4461	<b>8336</b>	0	197	9893	<b>10090</b>		
<b>Total</b>	<b>4468</b>	<b>64937</b>	<b>69405</b>	<b>13345</b>	<b>22766</b>	<b>36111</b>	<b>0</b>	<b>948</b>	<b>68457</b>	<b>69405</b>		
<b>Number of Schools By School Category &amp; Management</b>												
School Category	Dept of Edu.	Tribal	Social Welfare	Local Body	Sans. Edu.	SKS	KGBV	Madarsa	Total State Govt School	Chr. Govt	Private	Grand Total
Primary only with grades 1 to 5	817	1520	0	27805	383	2069	0	2211	<b>34805</b>	1	4102	<b>38908</b>
Upper Primary with grades 1 to 8	18433	6	0	511	946	38	0	320	<b>20254</b>	6	16517	<b>36777</b>
Secondary with grades 1 to 10	3751	1	0	0	213	0	0	24	<b>3989</b>	6	6993	<b>10988</b>
Higher Secondary with grades 1 to 12	9554	1	0	0	115	0	0	19	<b>9689</b>	59	7702	<b>17450</b>
Upper Primary only with grades 6 to 8	18	2	1	0	0	0	178	0	<b>199</b>	0	20	<b>219</b>
Secondary with grades 6 to 10	51	4	2	0	11	0	0	0	<b>68</b>	1	129	<b>198</b>
Higher Secondary with grades 6 to 12	264	36	4	0	26	0	0	0	<b>330</b>	37	396	<b>763</b>
Higher Secondary with grades 9 to 12	66	0	0	0	5	0	0	0	<b>71</b>	0	142	<b>213</b>
<b>Grand Total</b>	<b>32954</b>	<b>1570</b>	<b>7</b>	<b>28316</b>	<b>1699</b>	<b>2107</b>	<b>178</b>	<b>2574</b>	<b>69405</b>	<b>110</b>	<b>36001</b>	<b>105516</b>
<b>Total Number of Teachers</b>												
Classes Taught	Government (State)			Private			Gender Distribution of Teachers (Govt)					
	Male	Female	Total	Male	Female	Total	School Category	Male	Female	Total		
Primary	100699	48462	<b>149161</b>	73946	69786	<b>143732</b>	PS	44216	20334	<b>64550</b>		
Upper Primary	69716	29700	<b>99416</b>	65055	45927	<b>110982</b>	UPS	71202	33860	<b>105062</b>		
Secondary	42611	15586	<b>58197</b>	34753	19701	<b>54454</b>	Secondary	27589	11761	<b>39350</b>		
Sr. Secondary	30880	11458	<b>42338</b>	19393	9766	<b>29159</b>	Sr. Secondary	100899	39251	<b>140150</b>		
<b>Total</b>	<b>243906</b>	<b>105206</b>	<b>349112</b>	<b>193147</b>	<b>145180</b>	<b>338327</b>	<b>Total</b>	<b>243906</b>	<b>105206</b>	<b>349112</b>		
<b>Enrollment</b>												
Enrollment of SC/ST (ALL Mgt)	Primary (1-5)	Upper Pri.(6-8)	Sec./Sr. Sec.(9-12)	Total Enrollment School Category Wise ***								
% SC Enrollment	20.70	19.69	18.05	School Cat.	Govt.	Pvt.	Urban Govt.	Rural Govt.				
% SC girls to SC Enrollment	46.90	46.04	43.36	PS Only	1406180	267580	96171	1310009				
% ST Enrollment	16.09	14.53	13.05	UPS	2376928	2183141	204224	2172704				
% ST girls to ST Enrollment	46.83	45.33	45.36	Secondary	909012	1698205	109998	799014				
% Minority Enrollment	9.82	7.75	5.56	Sr. Secondary	3766788	3817118	432317	3334471				
% Min. girls to Min. Enrollment	46.02	44.52	40.34	<b>G.Total</b>	<b>8458908</b>	<b>7966044</b>	<b>842710</b>	<b>7616198</b>				

\* Govt. Management Includes Deptt. of Edu., T&W, Local Body, Sanskrit Edu., KGBV, Shiksha Karmi Management, Madarsa Only

\*\* PP : Pre Primary, \*\*\* This does not include Pre-Primary Enrollment



**SCHOOL EDUCATION : STATE REPORT CARD 2017-18**

State Name : **RAJASTHAN**

State Code : **08**

Class Room/Other Room /Building Status/Facilities (Govt. Management*)													
School Category	Status of Class Rooms						Number of Schools		Building Status				
	Class Rooms	Other Rooms	Sch. Req. Maj. Rep.	Class Req. Maj. Rep.	No. of Sch Req. ACR	No. of ACR Req. in	Library	Computer Room	Own	Rented	Rent Free	No Building	Total
PS Only	114407	25493	7021	12009	769	941	17657	0	30479	37	399	159	31074
UPS	155285	34712	6009	12462	1620	2969	19114	1434	19804	64	70	8	19946
<b>Total</b>	<b>269692</b>	<b>60205</b>	<b>13030</b>	<b>24471</b>	<b>2389</b>	<b>3910</b>	<b>36771</b>	<b>1434</b>	<b>50283</b>	<b>101</b>	<b>469</b>	<b>167</b>	<b>51020</b>
Secondary	38574	10660	876	2158	791	2257	3815	735	4002	7	17	0	4026
Sr. Secondary	111039	37691	2058	5313	3324	15103	9490	3449	9993	14	23	0	10030
<b>G.Total</b>	<b>419305</b>	<b>108556</b>	<b>15964</b>	<b>31942</b>	<b>6504</b>	<b>21270</b>	<b>50076</b>	<b>5618</b>	<b>64278</b>	<b>122</b>	<b>509</b>	<b>167</b>	<b>65076</b>

Number of Schools (Govt. Own Building)												
School Category	Number of Schools Having Facilities (Govt. Own Building)											
	Total Schools	Single Class room	Single Teacher	Separate Toilets for B & G	Single Toilet	No toilets	Functional Toilet	Hand Wash Facility	Drinking Water	Play ground	No Boundary	
PS Only	30479	354	8613	30479	0	0	30237	16821	26133	11596	9165	
UPS	19804	31	383	19804	0	0	19726	12888	18067	10114	1087	
<b>Total</b>	<b>50283</b>	<b>385</b>	<b>8996</b>	<b>50283</b>	<b>0</b>	<b>0</b>	<b>49963</b>	<b>29709</b>	<b>44200</b>	<b>21710</b>	<b>10252</b>	
Secondary	4002	29	9	4002	0	0	3962	2656	3676	2159	189	
Sr. Secondary	9993	149	3	9993	0	0	9918	6676	9385	6548	516	
<b>G.Total</b>	<b>64278</b>	<b>563</b>	<b>9008</b>	<b>64278</b>	<b>0</b>	<b>0</b>	<b>63843</b>	<b>39041</b>	<b>57261</b>	<b>30417</b>	<b>10957</b>	

Number of Schools (Govt. Own Building)												
School Category	Number of Schools Having Facilities (Govt. Own Building)											
	HM Room Req.**	Electricity	Ramps	B.Wall/ Fencing	Staff room for Teacher	Art & Craft Room	Approach Road To School	Arts Streams School	Science Streams School	Commerce Streams School	Vocational Streams School	
PS Only	48	5067	18475	21314	382	0	19064	0	0	0	0	
UPS	219	15475	15426	18717	947	6	16447	0	0	0	0	
<b>Total</b>	<b>267</b>	<b>20542</b>	<b>33901</b>	<b>40031</b>	<b>1329</b>	<b>6</b>	<b>35511</b>	<b>0</b>	<b>0</b>	<b>0</b>	<b>0</b>	
Secondary	1553	3963	2890	3813	881	509	3600	0	0	0	45	
Sr. Secondary	4212	9931	7331	9477	3461	3815	9325	9117	1958	889	1207	
<b>G.Total</b>	<b>6032</b>	<b>34436</b>	<b>44122</b>	<b>53321</b>	<b>5671</b>	<b>4330</b>	<b>48436</b>	<b>9117</b>	<b>1958</b>	<b>889</b>	<b>1252</b>	

Enrollment (Agewise)				Indicators (%)				Number of Schools (Govt.)							
Age Group	Boys	Girls	Total	School Category	PTR (Govt) ***	SCR (Govt) ***	Gender Gap				PTR> 30/35	SCR> 30/35	PTR> 100	SCR> 100	
							SC	ST	All	Min.					
Below 6	527513	458661	986174												
6 to 11	3833833	3353664	7187497	PS Only	27.32	14.76	6.20	6.34	6.65	7.96	20060	2144	698	7	
11 to 14	1900473	1615471	3515944	UPS	15.22	21.97	7.92	9.33	8.59	10.96	1237	3640	24	74	
6 to 14	5734306	4969135	10703441	Elementary	23.61	18.74	6.77	7.29	7.31	8.83	21297	5784	722	81	
14 to 16	1274322	1222337	2496659	Secondary	12.81	41.02	11.45	8.42	12.08	17.77	87	1649	3	159	
16 to 18	740948	731848	1472796	Sr. Secondary	19.12	50.04	16.19	10.61	16.07	22.08	515	3446	46	705	

\* Govt. Management Includes Deptt. of Education, Local Body, Sanskrit Education and Shiksha Karmi Management Only.

\*\* Remaining Schools Either having HM Room or not required HM Room as per RTE Norms.

\*\*\* PTR and SCR calculated only for Govt Own Management Schools.

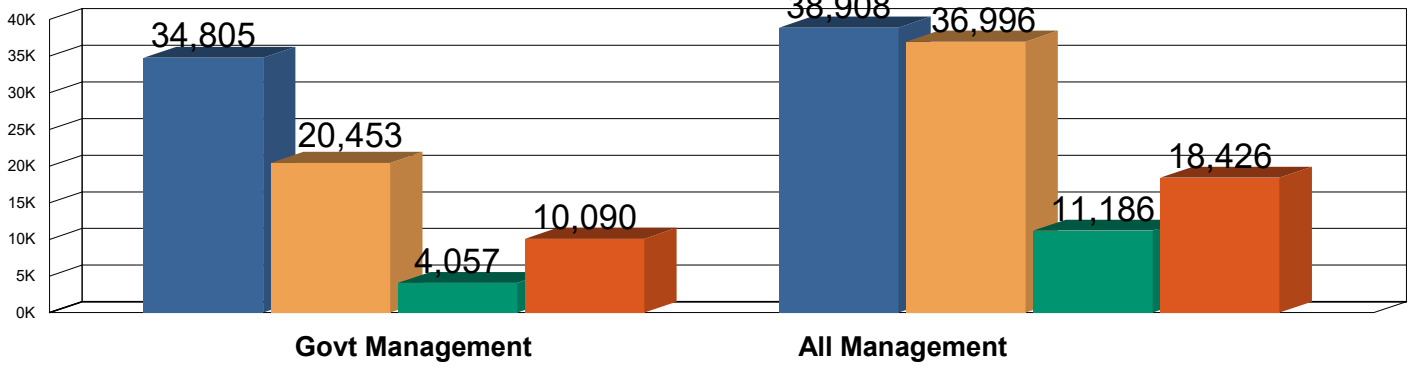
**SCHOOL EDUCATION : STATE REPORT CARD 2017-18**

State Name : **RAJASTHAN**

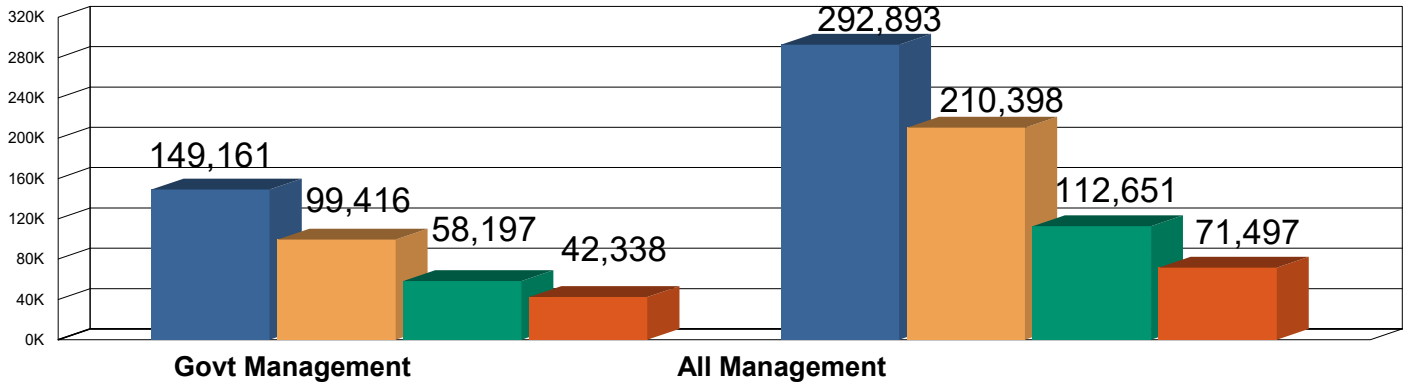
State Code : **08**

■ PS     
 ■ UPS     
 ■ SEC.     
 ■ SR. SEC

**No. of Schools**

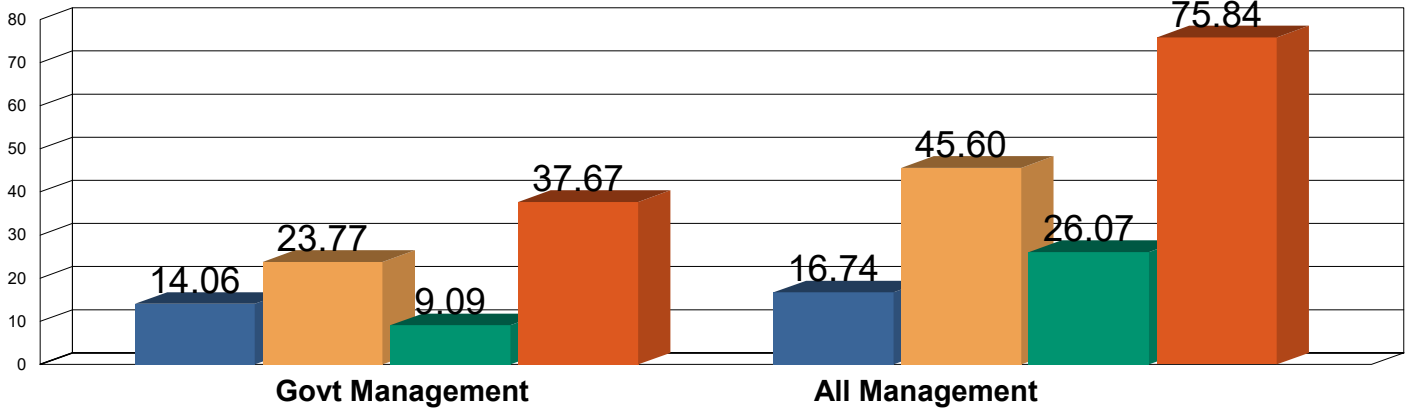


**No. of Teachers**



(Fig. in Lakh)

**Enrollment**



## SCHOOL EDUCATION : DISTRICT REPORT CARD 2017-18

**District Name : AJMER**
**District Code : 0821**

Blocks	10	PEEO/ CRC	344	Total Schools	3314	Total Teachers	25615	Total Enrollment	661691			
<b>Details of school</b>												
<b>Total Number of Schools</b>							<b>No. of Schools by School Type (Govt)</b>					
School Category	Government			Private			Boys	Girls	Co-Ed	Total		
	Urban	Rural	Total	Urban	Rural	Total						
PS	65	693	<b>758</b>	90	139	<b>229</b>	0	3	755	<b>758</b>		
UPS	91	586	<b>677</b>	289	429	<b>718</b>	0	60	617	<b>677</b>		
Secondary	23	130	<b>153</b>	122	100	<b>222</b>	0	10	143	<b>153</b>		
Sr. Secondar	56	287	<b>343</b>	146	68	<b>214</b>	0	14	329	<b>343</b>		
<b>Total</b>	<b>235</b>	<b>1696</b>	<b>1931</b>	<b>647</b>	<b>736</b>	<b>1383</b>	<b>0</b>	<b>87</b>	<b>1844</b>	<b>1931</b>		
<b>Number of Schools By School Category &amp; Management</b>												
School Category	Dept of Edu.	Tribal	Social Welfare	Local Body	Sans. Edu.	SKS	KGBV	Madarsa	Total State Govt School	Ctr. Govt	Private	Grand Total
Primary only with grades 1 to 5	28	0	0	572	23	64	0	71	<b>758</b>	1	228	<b>987</b>
Upper Primary with grades 1 to 8	643	0	0	0	15	0	0	12	<b>670</b>	0	717	<b>1387</b>
Secondary with grades 1 to 10	141	0	0	0	9	0	0	0	<b>150</b>	0	218	<b>368</b>
Higher Secondary with grades 1 to 12	331	0	0	0	5	0	0	2	<b>338</b>	5	190	<b>533</b>
Upper Primary only with grades 6 to 8	0	0	0	0	0	0	7	0	<b>7</b>	0	1	<b>8</b>
Secondary with grades 6 to 10	3	0	0	0	0	0	0	0	<b>3</b>	0	4	<b>7</b>
Higher Secondary with grades 6 to 12	3	0	0	0	2	0	0	0	<b>5</b>	2	13	<b>20</b>
Higher Secondary with grades 9 to 12	0	0	0	0	0	0	0	0	<b>0</b>	0	4	<b>4</b>
<b>Grand Total</b>	<b>1149</b>	<b>0</b>	<b>0</b>	<b>572</b>	<b>54</b>	<b>64</b>	<b>7</b>	<b>85</b>	<b>1931</b>	<b>8</b>	<b>1375</b>	<b>3314</b>
<b>Total Number of Teachers</b>												
Classes Taught	Government (State)			Private			Gender Distribution of Teachers (Govt)					
	Male	Female	Total	Male	Female	Total	School Category	Male	Female	Total		
Primary	2379	2008	<b>4387</b>	2009	4644	<b>6653</b>	PS	745	499	<b>1244</b>		
Upper Primary	1930	1573	<b>3503</b>	1583	2655	<b>4238</b>	UPS	2012	1577	<b>3589</b>		
Secondary	1152	1000	<b>2152</b>	788	1032	<b>1820</b>	Secondary	837	657	<b>1494</b>		
Sr. Secondar	1003	825	<b>1828</b>	448	586	<b>1034</b>	Sr. Secondary	2870	2673	<b>5543</b>		
<b>Total</b>	<b>6464</b>	<b>5406</b>	<b>11870</b>	<b>4828</b>	<b>8917</b>	<b>13745</b>	<b>Total</b>	<b>6464</b>	<b>5406</b>	<b>11870</b>		
<b>Enrollment</b>												
Enrollment of SC/ST (ALL Mgt)	Primary (1-5)	Upper Pri.(6-8)	Sec./Sr. Sec.(9-12)	Total Enrollment School Category Wise***								
% SC Enrollment	18.81	18.65	18.80	School Cat.	Govt.	Pvt.	Urban Govt.	Rural Govt.				
% SC girls to SC Enrollment	47.96	47.68	46.28	PS Only	30950	12115	3132	27818				
% ST Enrollment	2.96	2.34	2.03	UPS	88645	88642	11938	76707				
% ST girls to ST Enrollment	45.38	43.02	41.89	Secondary	40233	57669	6311	33922				
% Minority Enrollment	12.61	11.84	9.54	Sr. Secondary	148927	123192	37210	111717				
% Min. girls to Min. Enrollment	46.57	46.93	43.84	<b>G.Total</b>	<b>308755</b>	<b>281618</b>	<b>58591</b>	<b>250164</b>				

\* Govt. Management Includes Deptt. of Edu., T&W,Local Body, Sanskrit Edu., KGBV,Shiksha Karmi Management, Madarsa Only

\*\* PP : Pre Primary, \*\*\* This does not include Pre-Primary Enrollment

## SCHOOL EDUCATION : DISTRICT REPORT CARD 2017-18

District Name : Ajmer

District Code : 0821

Total Enrollment By All (Govt.* + Pvt.) Management & Class																		
Class	General			SC			ST			OBC			Total			Minority ***		
	Boys	Girls	Total	Boys	Girls	Total	Boys	Girls	Total	Boys	Girls	Total	Boys	Girls	Total	Boys	Girls	Total
<b>**PP</b>	8019	6537	14556	7291	6053	13344	854	649	1503	23908	18007	41915	40072	31246	71318	5231	4059	9290
I	4507	4108	8615	6207	5678	11885	1015	933	1948	21519	19411	40930	33248	30130	63378	3959	3346	7305
II	4396	3826	8222	6070	5533	11603	961	874	1835	20286	18074	38360	31713	28307	60020	4169	3549	7718
III	4382	4005	8387	5981	5673	11654	1026	866	1892	20034	18253	38287	31423	28797	60220	4124	3701	7825
IV	4390	3908	8298	5283	4986	10269	884	657	1541	18950	16674	35624	29507	26225	55732	3798	3389	7187
V	4263	3864	8127	5088	4511	9599	835	593	1428	18367	15533	33900	28553	24501	53054	3648	3186	6834
<b>Total 1-5</b>	21938	19711	41649	28629	26381	55010	4721	3923	8644	99156	87945	187101	154444	137960	292404	19698	17171	36869
VI	4462	3842	8304	5168	4529	9697	740	609	1349	18000	15216	33216	28370	24196	52566	3317	2937	6254
VII	4563	3826	8389	5016	4693	9709	718	504	1222	18057	14848	32905	28354	23871	52225	3382	2913	6295
VIII	4662	3853	8515	5086	4693	9779	628	462	1090	17725	14621	32346	28101	23629	51730	3132	2844	5976
<b>Total 6-8</b>	13687	25208	25208	15270	13915	29185	2086	1575	3661	53782	44685	98467	84825	71696	156521	9831	8694	18525
<b>Total 1-8</b>	35625	31232	66857	43899	40296	84195	6807	5498	12305	152938	132630	285568	239269	209656	448925	29529	25865	55394
IX	4467	3552	8019	5184	4390	9574	612	415	1027	17911	12697	30608	28174	21054	49228	2987	2254	5241
X	3781	3309	7090	3945	3359	7304	414	316	730	13147	9644	22791	21287	16628	37915	2094	1710	3804
<b>Total 9-10</b>	8248	6861	15109	9129	7749	16878	1026	731	1757	31058	22341	53399	49461	37682	87143	5081	3964	9045
XI	3412	3149	6561	2662	2410	5072	342	263	605	9616	6629	16245	16032	12451	28483	1359	1100	2459
XII	3224	2881	6105	2497	2151	4648	302	210	512	8662	5895	14557	14685	11137	25822	1137	851	1988
<b>Total 11-12</b>	6636	6030	12666	5159	4561	9720	644	473	1117	18278	12524	30802	30717	23588	54305	2496	1951	4447
<b>Total 9-12</b>	14884	12891	27775	14288	12310	26598	1670	1204	2874	49336	34865	84201	80178	61270	141448	7577	5915	13492
<b>Total 1-12</b>	50509	44123	94632	58187	52606	110793	8477	6702	15179	202274	167495	369769	319447	270926	590373	37106	31780	68886
<b>GTotal</b>	58528	50660	109188	65478	58659	124137	9331	7351	16682	226182	185502	411684	359519	302172	661691	42337	35839	78176

Total Enrollment By Government Management & Class																		
Class	General			SC			ST			OBC			Total			Minority ***		
	Boys	Girls	Total	Boys	Girls	Total	Boys	Girls	Total	Boys	Girls	Total	Boys	Girls	Total	Boys	Girls	Total
<b>**pp</b>	17	16	33	0	0	0	0	0	0	84	94	178	101	110	211	54	68	122
I	677	772	1449	2989	3150	6139	682	657	1339	9105	10566	19671	13453	15145	28598	1397	1496	2893
II	649	830	1479	2938	3107	6045	632	630	1262	9224	10616	19840	13443	15183	28626	1826	1911	3737
III	684	769	1453	3174	3453	6627	719	647	1366	9433	11193	20626	14010	16062	30072	1894	2137	4031
IV	623	741	1364	2604	2939	5543	565	467	1032	8609	10146	18755	12401	14293	26694	1743	1979	3722
V	553	736	1289	2574	2677	5251	522	414	936	8457	9527	17984	12106	13354	25460	1670	1863	3533
<b>Total 1-5</b>	3186	3848	7223	14279	15326	29605	3120	2815	5935	44828	52048	96876	65413	74037	139450	8530	9386	17916
VI	646	883	1529	2853	2972	5825	448	339	787	8829	10070	18899	12776	14264	27040	1556	1833	3389
VII	639	917	1556	2984	3173	6157	480	354	834	9686	10271	19957	13789	14715	28504	1703	1922	3625
VIII	719	914	1633	3062	3278	6340	378	306	684	10216	10542	20758	14375	15040	29520	1694	1924	3618
<b>Total 6-8</b>	2004	2714	4718	8899	9423	18322	1306	999	2305	28731	30883	59614	40940	44019	84959	4953	5679	10632
<b>Total 1-8</b>	5190	6562	11752	23178	24749	47927	4426	3814	8240	73559	82931	156490	106353	118056	224409	13483	15065	28548
IX	877	1017	1894	3691	3333	7024	401	288	689	11930	9784	21714	16899	14422	31321	1951	1669	3620
X	622	826	1448	2443	2359	4802	227	194	421	7342	6755	14097	10634	10134	20768	1188	1175	2363
<b>Total 9-10</b>	1499	1843	3342	6134	5692	11826	628	482	1110	19272	16539	35811	27533	24556	52089	3139	2844	5983
XI	800	944	1744	1924	1792	3716	224	180	404	6379	5062	11441	9327	7978	17305	848	830	1678
XII	693	898	1591	1696	1567	3263	171	148	319	5468	4311	9779	8028	6924	14952	762	605	1367
<b>Total 11-12</b>	1493	1842	3335	3620	3359	6979	395	328	723	11847	9373	21220	17355	14902	32257	1610	1435	3045
<b>Total 9-12</b>	2992	3685	6677	9754	9051	18805	1023	810	1833	31119	25912	57031	44888	39458	84346	4749	4279	9028
<b>Total 1-12</b>	8182	10247	18429	32932	33800	66732	5449	4624	10073	104678	108843	213521	151241	157514	308755	18232	19344	37576
<b>GTotal</b>	8199	10263	18462	32932	33800	66732	5449	4624	10073	104762	108937	213699	151342	157624	308966	18286	19412	37698

\* Govt. Management Includes Deptt. of Edu., T&W, Local Body, Sanskrit Edu., KGBV, Shiksha Karmi Management, Madarsa Only

\*\* PP : Pre Primary, \*\*\* Minority Enrollment is Included In ALL Category,

**SCHOOL EDUCATION : DISTRICT REPORT CARD 2017-18**

District Name : Ajmer

District Code : 0821

Class Room/Other Room /Building Status/Facilities (Govt. Management*)													
School Category	Status of Class Rooms						Number of Schools		Building Status				
	Class Rooms	Other Rooms	Sch. Req. Maj. Rep.	Class Req. Maj. Rep.	No. of Sch Req. ACR	No. of ACR Req. in	Library	Computer Room	Own	Rented	Rent Free	No Building	Total
PS Only	2671	886	91	147	2	2	532	0	641	5	41	0	687
UPS	5354	1392	160	335	5	7	628	48	634	18	6	0	658
<b>Total</b>	<b>8025</b>	<b>2278</b>	<b>251</b>	<b>482</b>	<b>7</b>	<b>9</b>	<b>1160</b>	<b>48</b>	<b>1275</b>	<b>23</b>	<b>47</b>	<b>0</b>	<b>1345</b>
Secondary	1512	592	24	56	10	26	144	34	147	3	3	0	153
Sr. Secondary	4828	2252	71	182	51	218	326	165	331	5	5	0	341
<b>G.Total</b>	<b>14365</b>	<b>5122</b>	<b>346</b>	<b>720</b>	<b>68</b>	<b>253</b>	<b>1630</b>	<b>247</b>	<b>1753</b>	<b>31</b>	<b>55</b>	<b>0</b>	<b>1839</b>

**Number of Schools (Govt. Own Building)**

School Category	Number of Schools Having Facilities (Govt. Own Building)											
	Total Schools	Single Class room	Single Teacher	Separate Toilets for B & G	Single Toilet	No toilets	Functional Toilet	Hand Wash Facility	Drinking Water	Play ground	No Boundry	
PS Only	641	2	332	641	0	0	635	439	627	419	96	
UPS	634	0	5	634	0	0	629	502	631	449	14	
<b>Total</b>	<b>1275</b>	<b>2</b>	<b>337</b>	<b>1275</b>	<b>0</b>	<b>0</b>	<b>1264</b>	<b>941</b>	<b>1258</b>	<b>868</b>	<b>110</b>	
Secondary	147	1	0	147	0	0	141	112	139	86	4	
Sr. Secondary	331	5	0	331	0	0	324	250	330	263	6	
<b>G.Total</b>	<b>1753</b>	<b>8</b>	<b>337</b>	<b>1753</b>	<b>0</b>	<b>0</b>	<b>1729</b>	<b>1303</b>	<b>1727</b>	<b>1217</b>	<b>120</b>	

**Number of Schools (Govt. Own Building)**

School Category	Number of Schools Having Facilities (Govt. Own Building)											
	HM Room Req.**	Electricity	Ramps	B.Wall/ Fencing	Staff room for Teacher	Art & Craft Room	Approach Road To School	Arts Streams School	Science Streams School	Commerce Streams School	Vocational Streams School	
PS Only	0	620	566	545	4	0	412	0	0	0	0	
UPS	0	630	572	620	27	0	518	0	0	0	0	
<b>Total</b>	<b>0</b>	<b>1250</b>	<b>1138</b>	<b>1165</b>	<b>31</b>	<b>0</b>	<b>930</b>	<b>0</b>	<b>0</b>	<b>0</b>	<b>0</b>	
Secondary	32	147	112	143	31	10	130	0	0	0	3	
Sr. Secondary	75	331	248	325	164	147	320	300	73	47	61	
<b>G.Total</b>	<b>107</b>	<b>1728</b>	<b>1498</b>	<b>1633</b>	<b>226</b>	<b>157</b>	<b>1380</b>	<b>300</b>	<b>73</b>	<b>47</b>	<b>64</b>	

**Enrollment (Agewise)**

**Indicators (%)**

**Number of Schools (Govt.)**

Age Group	Boys	Girls	Total	School Category	PTR (Govt) ***	SCR (Govt) ***	Gender Gap				PTR> 30/35	SCR> 30/35	PTR> 100	SCR> 100
							SC	ST	All	Min.				
Below 6	15200	13427	28627											
6 to 11	130730	117544	248274	PS Only	31	16	4.09	9.23	5.64	6.85	775	35	30	0
11 to 14	77407	66088	143495	UPS	16	38	4.64	13.96	8.39	6.14	34	359	0	8
6 to 14	208137	183632	391769	Elementary	26	28	4.28	10.64	6.60	6.61	809	394	30	8
14 to 16	48280	45556	93836	Secondary	14	48	8.18	16.79	13.52	12.35	7	58	0	9
16 to 18	28935	28359	57294	Sr. Secondary	18	50	6.15	15.31	13.13	12.26	13	77	2	15

\* Govt. Management Includes Deptt. of Education, Local Body, Sanskrit Education and Shiksha Karmi Management Only.

\*\* Remaining Schools Either having HM Room or not required HM Room as per RTE Norms.

\*\*\* PTR and SCR calculated only for Govt Own Management Schools.

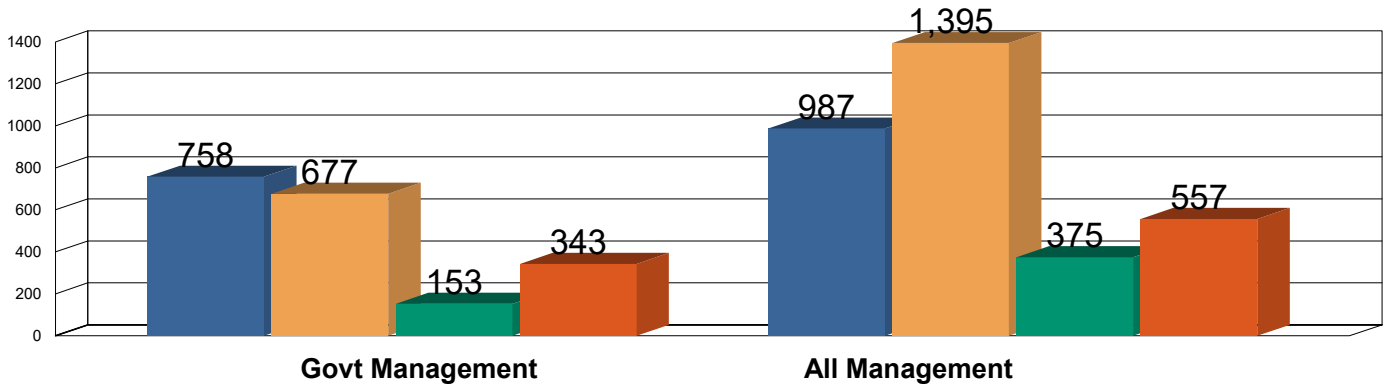
**SCHOOL EDUCATION : DISTRICT REPORT CARD 2017-18**

District Name : **AJMER**

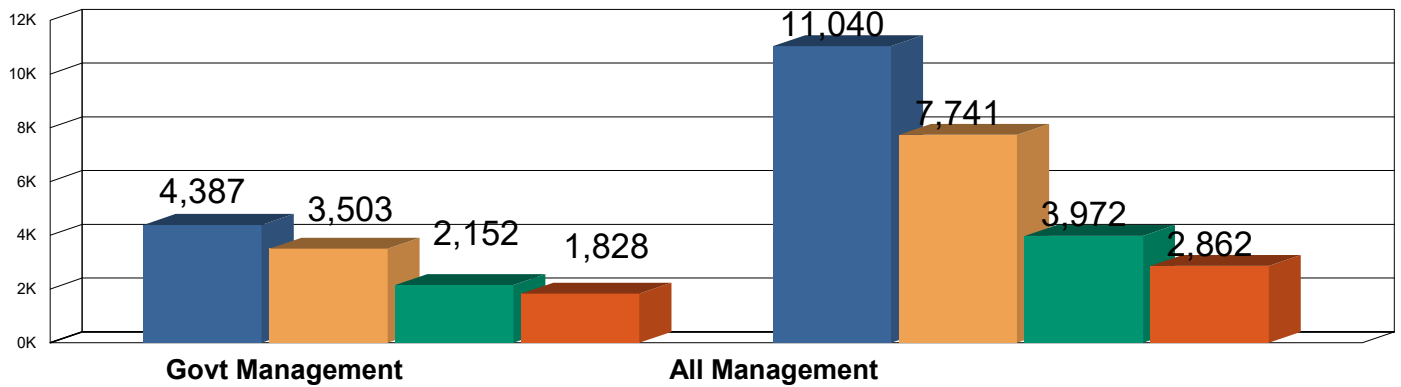
District Code : **0821**

PS
  UPS
  SEC.
  SR. SEC

**No. of Schools**

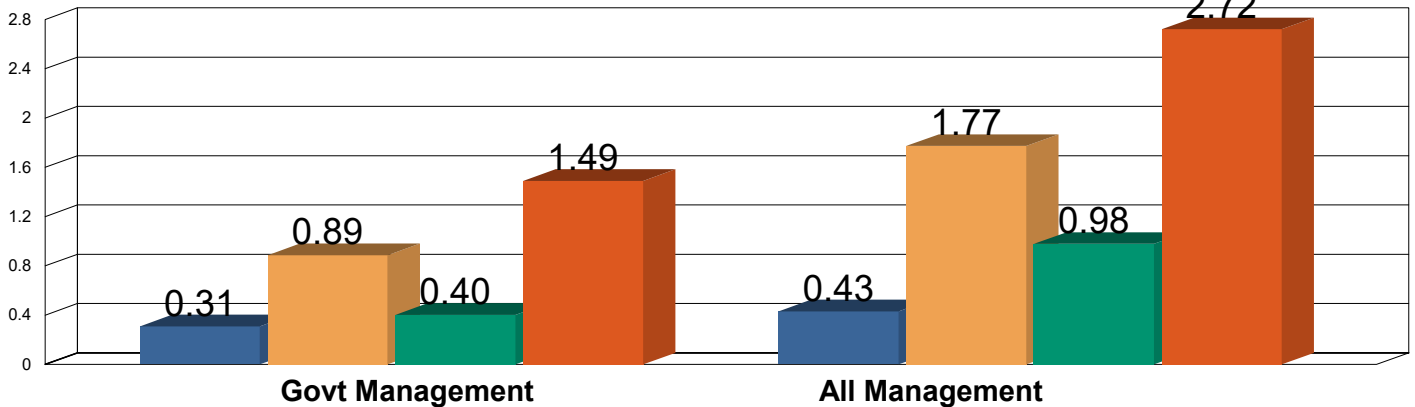


**No. of Teachers**



(Fig. in Lakh)

**Enrollment**





**SCHOOL EDUCATION : DISTRICT REPORT CARD 2017-18**

**District Name : ALWAR**

**District Code : 0806**

Blocks	14	PEEO/ CRC	551	Total Schools	5171	Total Teachers	37225	Total Enrollment	942872			
<b>Details of school</b>												
<b>Total Number of Schools</b>							<b>No. of Schools by School Type (Govt)</b>					
School Category	Government			Private			Boys	Girls	Co-Ed	Total		
	Urban	Rural	Total	Urban	Rural	Total						
PS	29	1104	1133	47	122	169	0	0	1133	1133		
UPS	42	1042	1084	213	691	904	0	28	1056	1084		
Secondary	11	237	248	104	401	505	0	2	246	248		
Sr. Secondar	24	471	495	190	443	633	0	5	490	495		
<b>Total</b>	<b>106</b>	<b>2854</b>	<b>2960</b>	<b>554</b>	<b>1657</b>	<b>2211</b>	<b>0</b>	<b>35</b>	<b>2925</b>	<b>2960</b>		
<b>Number of Schools By School Category &amp; Management</b>												
School Category	Dept of Edu.	Tribal	Social Welfare	Local Body	Sans. Edu.	SKS	KGBV	Madarsa	Total State Govt School	Ctr. Govt	Private	Grand Total
Primary only with grades 1 to 5	19	0	0	953	20	14	0	127	1133	0	169	1302
Upper Primary with grades 1 to 8	1022	0	0	0	33	2	0	7	1064	0	903	1967
Secondary with grades 1 to 10	232	0	0	0	12	0	0	0	244	0	496	740
Higher Secondary with grades 1 to 12	463	0	0	0	5	0	0	0	468	2	566	1036
Upper Primary only with grades 6 to 8	10	0	0	0	0	0	10	0	20	0	1	21
Secondary with grades 6 to 10	2	2	0	0	0	0	0	0	4	0	9	13
Higher Secondary with grades 6 to 12	19	0	1	0	0	0	0	0	20	1	40	61
Higher Secondary with grades 9 to 12	7	0	0	0	0	0	0	0	7	0	24	31
<b>Grand Total</b>	<b>1774</b>	<b>2</b>	<b>1</b>	<b>953</b>	<b>70</b>	<b>16</b>	<b>10</b>	<b>134</b>	<b>2960</b>	<b>3</b>	<b>2208</b>	<b>5171</b>
<b>Total Number of Teachers</b>												
Classes Taught	Government (State)			Private			Gender Distribution of Teachers (Govt)					
	Male	Female	Total	Male	Female	Total	School Category	Male	Female	Total		
Primary	4387	2524	6911	4125	3803	7928	PS	1499	809	2308		
Upper Primary	3553	1738	5291	4045	2687	6732	UPS	3560	1943	5503		
Secondary	2264	876	3140	2301	1093	3394	Secondary	1812	711	2523		
Sr. Secondar	1514	661	2175	1167	487	1654	Sr. Secondary	4847	2336	7183		
<b>Total</b>	<b>11718</b>	<b>5799</b>	<b>17517</b>	<b>11638</b>	<b>8070</b>	<b>19708</b>	<b>Total</b>	<b>11718</b>	<b>5799</b>	<b>17517</b>		
<b>Enrollment</b>												
Enrollment of SC/ST (ALL Mgt)	Primary (1-5)	Upper Pri.(6-8)	Sec./Sr. Sec.(9-12)	Total Enrollment School Category Wise***								
% SC Enrollment	19.51	20.31	20.02	School Cat.	Govt.	Pvt.	Urban Govt.	Rural Govt.				
% SC girls to SC Enrollment	47.41	47.27	45.67	PS Only	53211	12951	1409	51802				
% ST Enrollment	6.92	8.02	9.41	UPS	120549	118237	5879	114670				
% ST girls to ST Enrollment	48.06	48.84	46.19	Secondary	52159	116533	2579	49580				
% Minority Enrollment	20.72	15.20	8.95	Sr. Secondary	171279	254987	11578	159701				
% Min. girls to Min. Enrollment	45.11	40.90	29.19	<b>G.Total</b>	<b>397198</b>	<b>502708</b>	<b>21445</b>	<b>375753</b>				

\* Govt. Management Includes Deptt. of Edu., T&W,Local Body, Sanskrit Edu., KGBV,Shiksha Karmi Management, Madarsa Only

\*\* PP : Pre Primary, \*\*\* This does not include Pre-Primary Enrollment



## SCHOOL EDUCATION : DISTRICT REPORT CARD 2017-18

District Name : Alwar

District Code : 0806

Class Room/Other Room /Building Status/Facilities (Govt. Management*)													
School Category	Status of Class Rooms						Number of Schools		Building Status				
	Class Rooms	Other Rooms	Sch. Req. Maj. Rep.	Class Req. Maj. Rep.	No. of Sch Req. ACR	No. of ACR Req. in	Library	Computer Room	Own	Rented	Rent Free	No Building	Total
PS Only	3656	560	200	323	44	52	706	0	967	0	38	1	1006
UPS	8177	1525	365	695	124	279	1030	78	1064	0	2	1	1067
<b>Total</b>	<b>11833</b>	<b>2085</b>	<b>565</b>	<b>1018</b>	<b>168</b>	<b>331</b>	<b>1736</b>	<b>78</b>	<b>2031</b>	<b>0</b>	<b>40</b>	<b>2</b>	<b>2073</b>
Secondary	2184	545	43	96	46	149	233	41	246	0	0	0	246
Sr. Secondary	5322	2038	62	149	160	689	467	187	494	0	0	0	494
<b>G.Total</b>	<b>19339</b>	<b>4668</b>	<b>670</b>	<b>1263</b>	<b>374</b>	<b>1169</b>	<b>2436</b>	<b>306</b>	<b>2771</b>	<b>0</b>	<b>40</b>	<b>2</b>	<b>2813</b>

### Number of Schools (Govt. Own Building)

School Category	Number of Schools Having Facilities (Govt. Own Building)											
	Total Schools	Single Class room	Single Teacher	Separate Toilets for B & G	Single Toilet	No toilets	Functional Toilet	Hand Wash Facility	Drinking Water	Play ground	No Boundry	
PS Only	967	5	170	967	0	0	967	563	595	296	293	
UPS	1064	2	5	1064	0	0	1064	675	763	500	60	
<b>Total</b>	<b>2031</b>	<b>7</b>	<b>175</b>	<b>2031</b>	<b>0</b>	<b>0</b>	<b>2031</b>	<b>1238</b>	<b>1358</b>	<b>796</b>	<b>353</b>	
Secondary	246	0	0	246	0	0	246	158	207	148	11	
Sr. Secondary	494	5	0	494	0	0	493	352	427	329	25	
<b>G.Total</b>	<b>2771</b>	<b>12</b>	<b>175</b>	<b>2771</b>	<b>0</b>	<b>0</b>	<b>2770</b>	<b>1748</b>	<b>1992</b>	<b>1273</b>	<b>389</b>	

### Number of Schools (Govt. Own Building)

School Category	Number of Schools Having Facilities (Govt. Own Building)										
	HM Room Req.**	Electricity	Ramps	B.Wall/ Fencing	Staff room for Teacher	Art & Craft Room	Approach Road To School	Arts Streams School	Science Streams School	Commerce Streams School	Vocational Streams School
PS Only	6	189	601	674	22	0	575	0	0	0	0
UPS	9	883	716	1004	101	0	849	0	0	0	0
<b>Total</b>	<b>15</b>	<b>1072</b>	<b>1317</b>	<b>1678</b>	<b>123</b>	<b>0</b>	<b>1424</b>	<b>0</b>	<b>0</b>	<b>0</b>	<b>0</b>
Secondary	63	239	157	235	75	21	208	0	0	0	0
Sr. Secondary	164	493	308	469	203	180	465	465	105	45	42
<b>G.Total</b>	<b>242</b>	<b>1804</b>	<b>1782</b>	<b>2382</b>	<b>401</b>	<b>201</b>	<b>2097</b>	<b>465</b>	<b>105</b>	<b>45</b>	<b>42</b>

### Enrollment (Agewise)

### Indicators (%)

### Number of Schools (Govt.)

Age Group	Boys	Girls	Total	School Category	PTR (Govt) ***	SCR (Govt) ***	Gender Gap				PTR> 30/35	SCR> 30/35	PTR> 100	SCR> 100
							SC	ST	All	Min.				
Below 6	44949	37407	82356											
6 to 11	206532	177978	384510	PS Only	28	16	5.18	3.88	7.50	9.79	823	107	33	1
11 to 14	90744	77015	167759	UPS	14	20	5.47	2.32	8.64	18.20	46	165	0	6
6 to 14	297276	254993	552269	Elementary	23	19	5.28	3.29	7.89	12.12	869	272	33	7
14 to 16	72278	70900	143178	Secondary	12	34	7.26	6.01	12.43	38.53	3	95	0	5
16 to 18	30507	30225	60732	Sr. Secondary	18	40	10.74	9.55	15.12	47.86	15	173	1	33

\* Govt. Management Includes Deptt. of Education, Local Body, Sanskrit Education and Shiksha Karmi Management Only.

\*\* Remaining Schools Either having HM Room or not required HM Room as per RTE Norms.

\*\*\* PTR and SCR calculated only for Govt Own Management Schools.

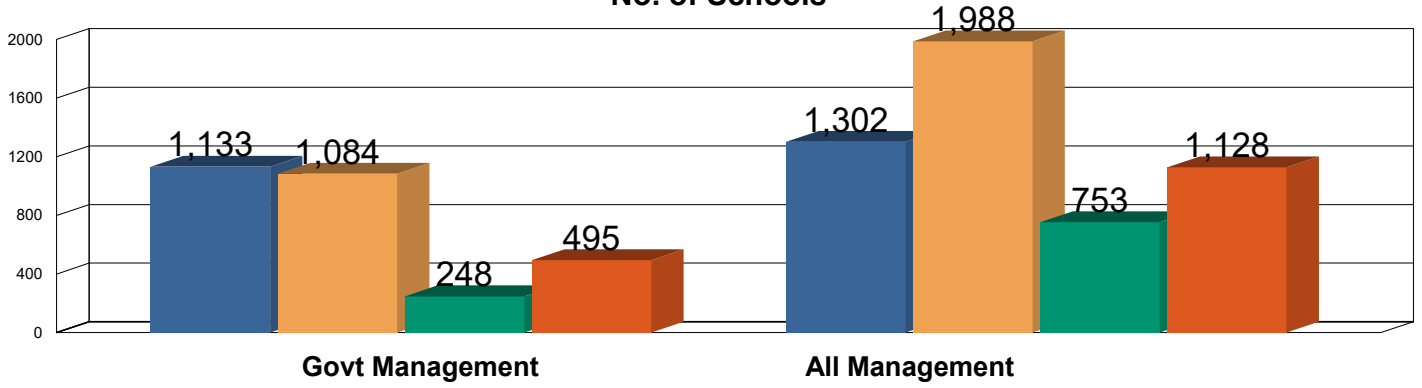
**SCHOOL EDUCATION : DISTRICT REPORT CARD 2017-18**

District Name : **ALWAR**

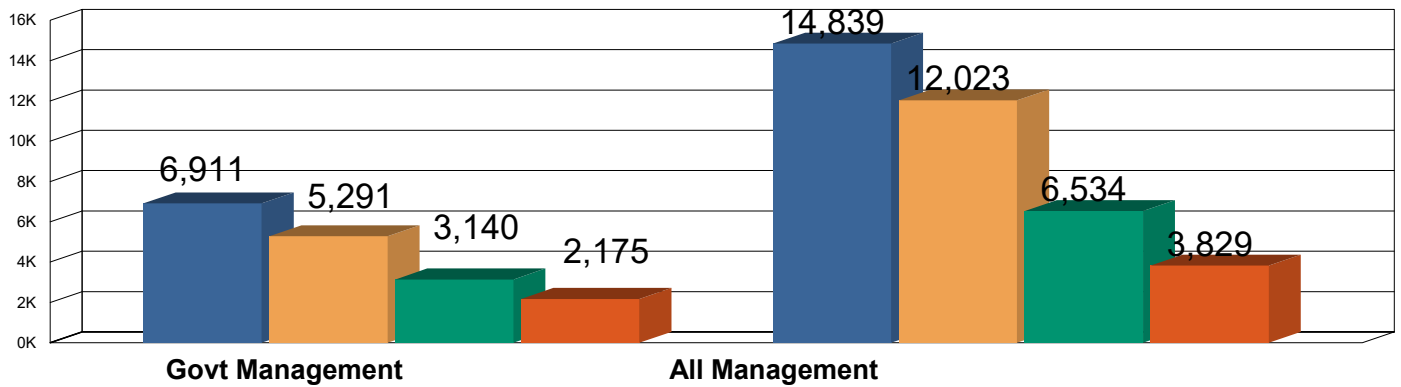
District Code : **0806**

PS      UPS      SEC.      SR. SEC

**No. of Schools**

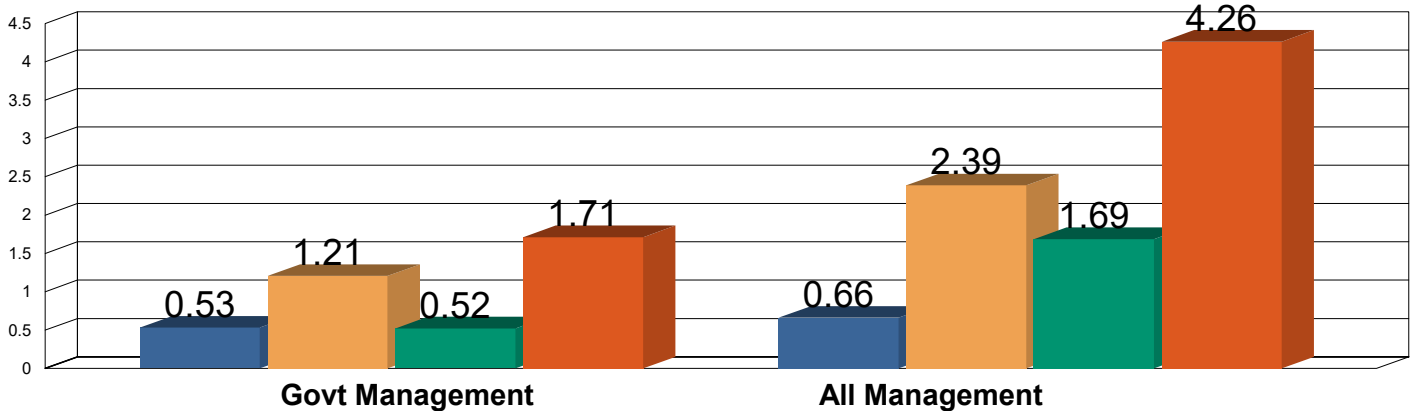


**No. of Teachers**



(Fig. in Lakh)

**Enrollment**



**SCHOOL EDUCATION : DISTRICT REPORT CARD 2017-18**

**District Name : BANSWARA**

**District Code : 0828**

Blocks	11	PEEO/ CRC	358	Total Schools	3645	Total Teachers	17629	Total Enrollment	501180			
<b>Details of school</b>												
Total Number of Schools							No. of Schools by School Type (Govt)					
School Category	Government			Private			Boys	Girls	Co-Ed	Total		
	Urban	Rural	Total	Urban	Rural	Total						
PS	32	2032	<b>2064</b>	23	196	<b>219</b>	0	1	2063	<b>2064</b>		
UPS	10	493	<b>503</b>	46	239	<b>285</b>	0	11	492	<b>503</b>		
Secondary	6	67	<b>73</b>	11	65	<b>76</b>	0	3	70	<b>73</b>		
Sr. Secondar	8	341	<b>349</b>	16	60	<b>76</b>	0	4	345	<b>349</b>		
<b>Total</b>	<b>56</b>	<b>2933</b>	<b>2989</b>	<b>96</b>	<b>560</b>	<b>656</b>	<b>0</b>	<b>19</b>	<b>2970</b>	<b>2989</b>		
<b>Number of Schools By School Category &amp; Management</b>												
School Category	Dept of Edu.	Tribal	Social Welfare	Local Body	Sans. Edu.	SKS	KGBV	Madarsa	Total State Govt School	Ctr. Govt	Private	Grand Total
Primary only with grades 1 to 5	15	284	0	1587	12	144	0	22	<b>2064</b>	0	219	<b>2283</b>
Upper Primary with grades 1 to 8	458	0	0	0	22	18	0	0	<b>498</b>	0	285	<b>783</b>
Secondary with grades 1 to 10	69	0	0	0	1	0	0	1	<b>71</b>	0	74	<b>145</b>
Higher Secondary with grades 1 to 12	334	0	0	0	3	0	0	0	<b>337</b>	1	70	<b>408</b>
Upper Primary only with grades 6 to 8	0	0	0	0	0	0	5	0	<b>5</b>	0	0	<b>5</b>
Secondary with grades 6 to 10	1	1	0	0	0	0	0	0	<b>2</b>	0	2	<b>4</b>
Higher Secondary with grades 6 to 12	7	2	1	0	0	0	0	0	<b>10</b>	2	2	<b>14</b>
Higher Secondary with grades 9 to 12	2	0	0	0	0	0	0	0	<b>2</b>	0	1	<b>3</b>
<b>Grand Total</b>	<b>886</b>	<b>287</b>	<b>1</b>	<b>1587</b>	<b>38</b>	<b>162</b>	<b>5</b>	<b>23</b>	<b>2989</b>	<b>3</b>	<b>653</b>	<b>3645</b>
<b>Total Number of Teachers</b>												
Classes Taught	Government (State)			Private			Gender Distribution of Teachers (Govt)					
	Male	Female	Total	Male	Female	Total	School Category	Male	Female	Total		
Primary	4631	2051	<b>6682</b>	1574	1287	<b>2861</b>	PS	2883	1288	<b>4171</b>		
Upper Primary	2218	666	<b>2884</b>	872	589	<b>1461</b>	UPS	2094	686	<b>2780</b>		
Secondary	1393	443	<b>1836</b>	266	158	<b>424</b>	Secondary	482	232	<b>714</b>		
Sr. Secondar	1040	299	<b>1339</b>	107	35	<b>142</b>	Sr. Secondary	3823	1253	<b>5076</b>		
<b>Total</b>	<b>9282</b>	<b>3459</b>	<b>12741</b>	<b>2819</b>	<b>2069</b>	<b>4888</b>	<b>Total</b>	<b>9282</b>	<b>3459</b>	<b>12741</b>		
<b>Enrollment</b>												
Enrollment of SC/ST (ALL Mgt)	Primary (1-5)	Upper Pri.(6-8)	Sec./Sr. Sec.(9-12)	Total Enrollment School Category Wise***								
% SC Enrollment	3.84	4.27	4.36	School Cat.	Govt.	Pvt.	Urban Govt.	Rural Govt.				
% SC girls to SC Enrollment	47.17	48.01	45.64	PS Only	101419	10256	1211	100208				
% ST Enrollment	85.07	82.38	79.37	UPS	84359	32669	1047	83312				
% ST girls to ST Enrollment	47.73	46.46	47.32	Secondary	19820	20820	1530	18290				
% Minority Enrollment	1.56	1.64	1.58	Sr. Secondary	175503	27611	5673	169830				
% Min. girls to Min. Enrollment	45.28	46.91	51.39	<b>G.Total</b>	<b>381101</b>	<b>91356</b>	<b>9461</b>	<b>371640</b>				

\* Govt. Management Includes Deptt. of Edu., T&W,Local Body, Sanskrit Edu., KGBV,Shiksha Karmi Management, Madarsa Only

\*\* PP : Pre Primary, \*\*\* This does not include Pre-Primary Enrollment

**SCHOOL EDUCATION : DISTRICT REPORT CARD 2017-18**District Name : **Banswara**District Code : **0828****Total Enrollment By All (Govt.\* + Pvt.) Management & Class**

Class	General			SC			ST			OBC			Total			Minority ***		
	Boys	Girls	Total	Boys	Girls	Total	Boys	Girls	Total	Boys	Girls	Total	Boys	Girls	Total	Boys	Girls	Total
**PP	2859	2390	5249	1197	894	2091	8642	5645	14287	3985	3111	7096	16683	12040	28723	834	766	1600
I	1307	990	2297	1065	973	2038	23718	21769	45487	1935	1677	3612	28025	25409	53434	460	386	846
II	1253	1046	2299	1131	1036	2167	24293	22335	46628	1805	1585	3390	28482	26002	54484	482	344	826
III	1129	989	2118	1074	957	2031	22861	21125	43986	1792	1498	3290	26856	24569	51425	446	355	801
IV	1075	879	1954	896	800	1696	19614	17831	37445	1672	1441	3113	23257	20951	44208	359	331	690
V	1115	948	2063	837	701	1538	19076	16968	36044	1716	1474	3190	22744	20091	42835	351	320	671
Total 1-5	5879	4852	10731	5003	4467	9470	109562	100028	209590	8920	7675	16595	129364	117022	246386	2098	1736	3834
VI	1088	936	2024	819	774	1593	17788	15316	33104	1647	1493	3140	21342	18519	39861	369	277	646
VII	1133	916	2049	939	837	1776	17927	15450	33377	1749	1544	3293	21748	18747	40495	360	332	692
VIII	1105	960	2065	888	832	1720	16904	14902	31806	1777	1592	3369	20674	18286	38960	309	308	617
Total 6-8	3326	6138	6138	2646	2443	5089	52619	45668	98287	5173	4629	9802	63764	55552	119316	1038	917	1955
Total 1-8	9205	7664	16869	7649	6910	14559	162181	145696	307877	14093	12304	26397	193128	172574	365702	3136	2653	5789
IX	951	864	1815	856	712	1568	15976	13588	29564	1718	1482	3200	19501	16646	36147	288	245	533
X	894	828	1722	696	570	1266	12161	11633	23794	1572	1434	3006	15323	14465	29788	257	267	524
Total 9-10	1845	1692	3537	1552	1282	2834	28137	25221	53358	3290	2916	6206	34824	31111	65935	545	512	1057
XI	716	670	1386	475	430	905	8521	7811	16332	1410	1094	2504	11122	10005	21127	141	181	322
XII	687	684	1371	502	411	913	7981	7058	15039	1281	1089	2370	10451	9242	19693	136	176	312
Total 11-12	1403	1354	2757	977	841	1818	16502	14869	31371	2691	2183	4874	21573	19247	40820	277	357	634
Total 9-12	3248	3046	6294	2529	2123	4652	44639	40090	84729	5981	5099	11080	56397	50358	106755	822	869	1691
Total 1-12	12453	10710	23163	10178	9033	19211	206820	185786	392606	20074	17403	37477	249525	222932	472457	3958	3522	7480
GTot	15312	13100	28412	11375	9927	21302	215462	191431	406893	24059	20514	44573	266208	234972	501180	4792	4288	9080

**Total Enrollment By Government Management & Class**

Class	General			SC			ST			OBC			Total			Minority ***		
	Boys	Girls	Total	Boys	Girls	Total	Boys	Girls	Total	Boys	Girls	Total	Boys	Girls	Total	Boys	Girls	Total
**PP	0	0	0	5	3	8	139	174	313	5	3	8	149	180	329	18	20	38
I	198	167	365	653	659	1312	18603	18475	37078	452	527	979	19906	19828	39734	142	117	259
II	183	203	386	690	756	1446	19052	19094	38146	491	607	1098	20416	20660	41076	151	132	283
III	179	184	363	716	767	1483	18673	18757	37430	544	682	1226	20112	20390	40502	158	142	300
IV	154	178	332	553	639	1192	15817	15746	31563	462	646	1108	16986	17209	34195	113	133	246
V	189	217	406	548	545	1093	15632	15103	30735	511	703	1214	16880	16568	33448	119	139	258
Total 1-5	903	949	9558	3160	3366	6526	87777	87175	174952	2460	3165	5625	94300	94655	188955	683	663	1346
VI	194	245	439	574	629	1203	15010	13918	28928	574	804	1378	16352	15596	31948	116	121	237
VII	238	284	522	703	715	1418	15646	14322	29968	737	903	1640	17324	16224	33548	140	152	292
VIII	267	344	611	681	725	1406	14886	13874	28760	810	1028	1838	16644	15971	32615	151	187	338
Total 6-8	699	873	1572	1958	2069	4027	45542	42114	87656	2121	2735	4856	50320	47791	98111	407	460	867
Total 1-8	1602	1822	3424	5118	5435	10553	133319	129289	262608	4581	5900	10481	144620	142446	287066	1090	1123	2213
IX	413	429	842	714	638	1352	14676	12891	27567	1099	1126	2225	16902	15084	31986	198	172	370
X	359	388	747	553	509	1062	10856	10923	21779	965	1039	2004	12733	12859	25592	160	181	341
Total 9-10	772	817	1589	1267	1147	2414	25532	23814	49346	2064	2165	4229	29635	27943	57578	358	353	711
XI	433	458	891	387	387	774	7864	7446	15310	1065	908	1973	9749	9199	18948	93	118	211
XII	463	467	930	424	366	790	7266	6669	13935	979	875	1854	9132	8377	17509	80	135	215
Total 11-12	896	925	1821	811	753	1564	15130	14115	29245	2044	1783	3827	18881	17576	36457	173	253	426
Total 9-12	1668	1742	3410	2078	1900	3978	40662	37929	78591	4108	3948	8056	48516	45519	94035	531	606	1137
Total 1-12	3270	3564	6834	7196	7335	14531	173981	167218	341199	8689	9848	18537	193136	187965	381101	1621	1729	3350
GTot	3270	3564	6834	7201	7338	14539	174120	167392	341512	8694	9851	18545	193285	188145	381430	1639	1749	3388

\* Govt. Management Includes Deptt. of Edu., T&amp;W, Local Body, Sanskrit Edu., KGBV, Shiksha Karmi Management, Madarsa Only

\*\* PP : Pre Primary, \*\*\* Minority Enrollment is Included In ALL Category,

## SCHOOL EDUCATION : DISTRICT REPORT CARD 2017-18

District Name : Banskara

District Code : 0828

Class Room/Other Room /Building Status/Facilities (Govt. Management*)													
School Category	Status of Class Rooms						Number of Schools		Building Status				
	Class Rooms	Other Rooms	Sch. Req. Maj. Rep.	Class Req. Maj. Rep.	No. of Sch Req. ACR	No. of ACR Req. in	Library	Computer Room	Own	Rented	Rent Free	No Building	Total
PS Only	6534	1157	476	789	71	85	856	0	1742	0	16	0	1758
UPS	3937	485	237	529	73	154	463	4	497	0	1	0	498
<b>Total</b>	<b>10471</b>	<b>1642</b>	<b>713</b>	<b>1318</b>	<b>144</b>	<b>239</b>	<b>1319</b>	<b>4</b>	<b>2239</b>	<b>0</b>	<b>17</b>	<b>0</b>	<b>2256</b>
Secondary	692	79	27	56	11	27	63	9	71	0	0	0	71
Sr. Secondary	4289	704	98	252	135	577	302	90	346	0	0	0	346
<b>G.Total</b>	<b>15452</b>	<b>2425</b>	<b>838</b>	<b>1626</b>	<b>290</b>	<b>843</b>	<b>1684</b>	<b>103</b>	<b>2656</b>	<b>0</b>	<b>17</b>	<b>0</b>	<b>2673</b>

### Number of Schools (Govt. Own Building)

School Category	Number of Schools Having Facilities (Govt. Own Building)											
	Total Schools	Single Class room	Single Teacher	Separate Toilets for B & G	Single Toilet	No toilets	Functional Toilet	Hand Wash Facility	Drinking Water	Play ground	No Boundry	
PS Only	1742	27	298	1742	0	0	1736	423	1721	343	1160	
UPS	497	0	7	497	0	0	497	158	496	206	86	
<b>Total</b>	<b>2239</b>	<b>27</b>	<b>305</b>	<b>2239</b>	<b>0</b>	<b>0</b>	<b>2233</b>	<b>581</b>	<b>2217</b>	<b>549</b>	<b>1246</b>	
Secondary	71	0	0	71	0	0	71	31	71	40	13	
Sr. Secondary	346	3	0	346	0	0	346	147	346	227	37	
<b>G.Total</b>	<b>2656</b>	<b>30</b>	<b>305</b>	<b>2656</b>	<b>0</b>	<b>0</b>	<b>2650</b>	<b>759</b>	<b>2634</b>	<b>816</b>	<b>1296</b>	

### Number of Schools (Govt. Own Building)

School Category	Number of Schools Having Facilities (Govt. Own Building)											
	HM Room Req.**	Electricity	Ramps	B.Wall/ Fencing	Staff room for Teacher	Art & Craft Room	Approach Road To School	Arts Streams School	Science Streams School	Commerce Streams School	Vocational Streams School	
PS Only	3	40	970	582	9	0	1266	0	0	0	0	
UPS	37	265	383	411	10	0	497	0	0	0	0	
<b>Total</b>	<b>40</b>	<b>305</b>	<b>1353</b>	<b>993</b>	<b>19</b>	<b>0</b>	<b>1763</b>	<b>0</b>	<b>0</b>	<b>0</b>	<b>0</b>	
Secondary	25	71	49	58	20	22	71	0	0	0	1	
Sr. Secondary	140	343	225	309	135	208	346	307	83	18	39	
<b>G.Total</b>	<b>205</b>	<b>719</b>	<b>1627</b>	<b>1360</b>	<b>174</b>	<b>230</b>	<b>2180</b>	<b>307</b>	<b>83</b>	<b>18</b>	<b>40</b>	

### Enrollment (Agewise)

### Indicators (%)

### Number of Schools (Govt.)

Age Group	Boys	Girls	Total	School Category	PTR (Govt) ***	SCR (Govt) ***	Gender Gap				PTR> 30/35	SCR> 30/35	PTR> 100	SCR> 100
							SC	ST	All	Min.				
Below 6	15109	14178	29287											
6 to 11	115981	105366	221347	PS Only	28	18	5.66	4.55	5.01	9.44	909	204	38	2
11 to 14	54212	47082	101294	UPS	24	26	3.99	7.07	6.88	6.19	107	117	2	0
6 to 14	170193	152448	322641	Elementary	27	21	5.08	5.35	5.62	8.34	1016	321	40	2
14 to 16	31600	29899	61499	Secondary	18	33	9.53	5.46	5.63	3.12	5	26	0	4
16 to 18	18335	18150	36485	Sr. Secondary	27	39	7.48	5.21	5.70	-12.62	51	133	5	17

\* Govt. Management Includes Deptt. of Education, Local Body, Sanskrit Education and Shiksha Karmi Management Only.

\*\* Remaining Schools Either having HM Room or not required HM Room as per RTE Norms.

\*\*\* PTR and SCR calculated only for Govt Own Management Schools.

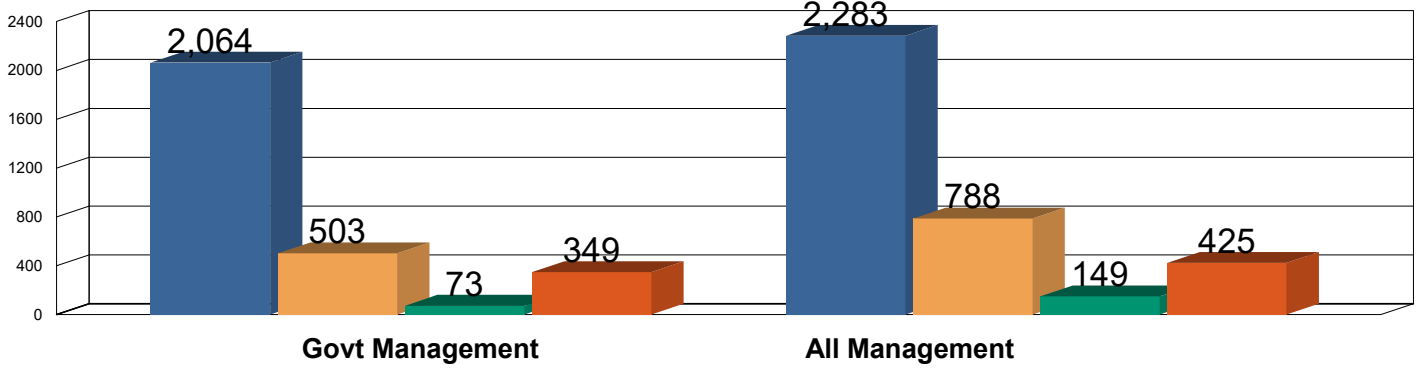
**SCHOOL EDUCATION : DISTRICT REPORT CARD 2017-18**

District Name : **BANSWARA**

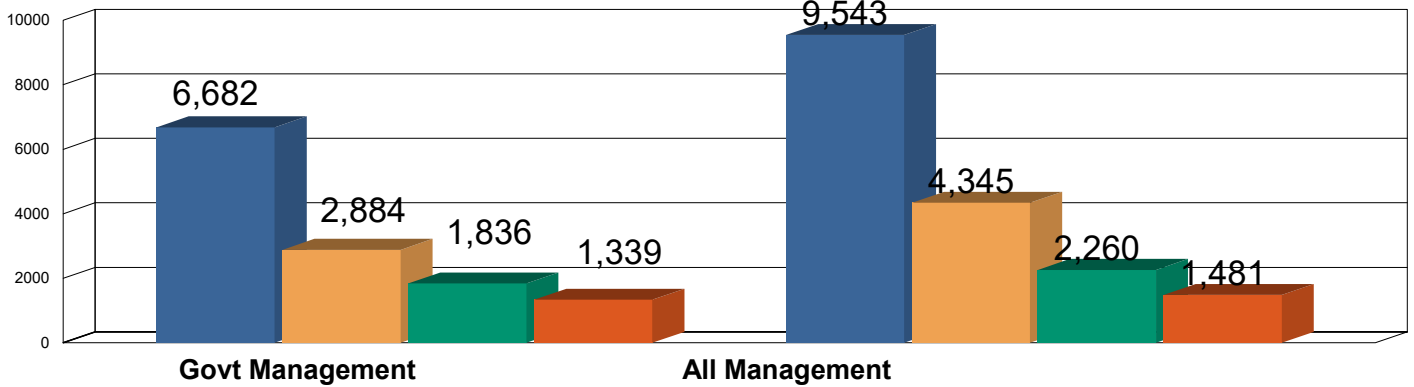
District Code : **0828**

■ PS     
 ■ UPS     
 ■ SEC.     
 ■ SR. SEC

**No. of Schools**

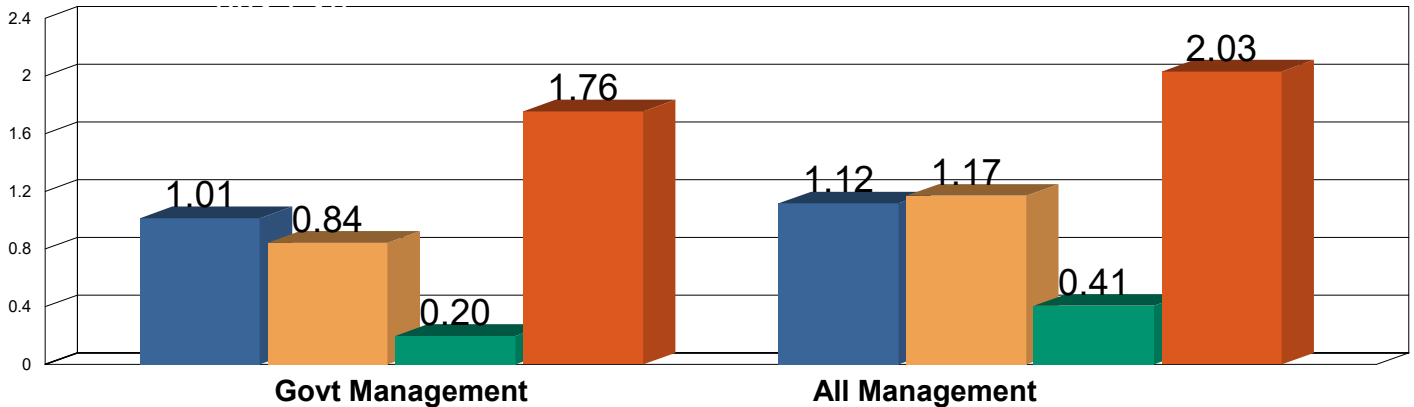


**No. of Teachers**



(Fig. in Lakh)

**Enrollment**





**SCHOOL EDUCATION : DISTRICT REPORT CARD 2017-18**

**District Name : BARAN**

**District Code : 0831**

Blocks	7	PEEO/ CRC	230	Total Schools	2205	Total Teachers	13322	Total Enrollment	296195			
<b>Details of school</b>												
Total Number of Schools							No. of Schools by School Type (Govt)					
School Category	Government			Private			Boys	Girls	Co-Ed	Total		
	Urban	Rural	Total	Urban	Rural	Total						
PS	60	884	944	10	33	43	0	0	944	944		
UPS	23	392	415	84	186	270	0	10	405	415		
Secondary	4	47	51	53	71	124	0	2	49	51		
Sr. Secondar	10	233	243	60	55	115	0	5	238	243		
<b>Total</b>	<b>97</b>	<b>1556</b>	<b>1653</b>	<b>207</b>	<b>345</b>	<b>552</b>	<b>0</b>	<b>17</b>	<b>1636</b>	<b>1653</b>		
<b>Number of Schools By School Category &amp; Management</b>												
School Category	Dept of Edu.	Tribal	Social Welfare	Local Body	Sans. Edu.	SKS	KGBV	Madarsa	Total State Govt School	Ctr. Govt	Private	Grand Total
Primary only with grades 1 to 5	22	313	0	457	3	70	0	79	944	0	43	987
Upper Primary with grades 1 to 8	385	0	0	0	18	0	0	5	408	0	270	678
Secondary with grades 1 to 10	45	0	0	0	2	0	0	0	47	0	124	171
Higher Secondary with grades 1 to 12	229	0	0	0	1	0	0	0	230	3	110	343
Upper Primary only with grades 6 to 8	1	0	1	0	0	0	5	0	7	0	0	7
Secondary with grades 6 to 10	2	1	1	0	0	0	0	0	4	0	0	4
Higher Secondary with grades 6 to 12	6	5	1	0	0	0	0	0	12	1	1	14
Higher Secondary with grades 9 to 12	1	0	0	0	0	0	0	0	1	0	0	1
<b>Grand Total</b>	<b>691</b>	<b>319</b>	<b>3</b>	<b>457</b>	<b>24</b>	<b>70</b>	<b>5</b>	<b>84</b>	<b>1653</b>	<b>4</b>	<b>548</b>	<b>2205</b>
<b>Total Number of Teachers</b>												
Classes Taught	Government (State)			Private			Gender Distribution of Teachers (Govt)					
	Male	Female	Total	Male	Female	Total	School Category	Male	Female	Total		
Primary	2860	853	3713	1366	944	2310	PS	1487	422	1909		
Upper Primary	1604	418	2022	1207	631	1838	UPS	1685	547	2232		
Secondary	1097	217	1314	638	199	837	Secondary	408	121	529		
Sr. Secondar	748	132	880	331	77	408	Sr. Secondary	2729	530	3259		
<b>Total</b>	<b>6309</b>	<b>1620</b>	<b>7929</b>	<b>3542</b>	<b>1851</b>	<b>5393</b>	<b>Total</b>	<b>6309</b>	<b>1620</b>	<b>7929</b>		
<b>Enrollment</b>												
Enrollment of SC/ST (ALL Mgt)	Primary (1-5)	Upper Pri.(6-8)	Sec./Sr. Sec.(9-12)	Total Enrollment School Category Wise***								
% SC Enrollment	19.43	20.30	19.05	School Cat.	Govt.	Pvt.	Urban Govt.	Rural Govt.				
% SC girls to SC Enrollment	47.15	46.96	43.33	PS Only	35077	2740	3126	31951				
% ST Enrollment	28.42	22.69	20.88	UPS	43416	36155	3312	40104				
% ST girls to ST Enrollment	47.17	43.30	40.41	Secondary	10876	31295	1109	9767				
% Minority Enrollment	6.54	6.07	5.30	Sr. Secondary	78531	45755	5964	72567				
% Min. girls to Min. Enrollment	48.81	49.71	53.21	G.Total	167900	115945	13511	154389				

\* Govt. Management Includes Deptt. of Edu., T&W,Local Body, Sanskrit Edu., KGBV,Shiksha Karmi Management, Madarsa Only

\*\* PP : Pre Primary, \*\*\* This does not include Pre-Primary Enrollment

# SCHOOL EDUCATION : DISTRICT REPORT CARD 2017-18

District Name : Baran

District Code : 0831

Total Enrollment By All (Govt.* + Pvt.) Management & Class																		
Class	General			SC			ST			OBC			Total			Minority ***		
	Boys	Girls	Total	Boys	Girls	Total	Boys	Girls	Total	Boys	Girls	Total	Boys	Girls	Total	Boys	Girls	Total
**PP	1200	1005	2205	1345	994	2339	923	661	1584	3544	2678	6222	7012	5338	12350	711	539	1250
I	1196	997	2193	3152	2818	5970	5770	5328	11098	6979	6227	13206	17097	15370	32467	1022	898	1920
II	1229	1053	2282	3233	2875	6108	4842	4544	9386	7037	6394	13431	16341	14866	31207	1101	1063	2164
III	1243	1018	2261	3102	2858	5960	4057	3531	7588	7250	6545	13795	15652	13952	29604	1066	977	2043
IV	1123	984	2107	2810	2472	5282	3769	3158	6927	6574	6123	12697	14276	12737	27013	958	909	1867
V	1140	942	2082	2752	2402	5154	3567	3087	6654	6610	5785	12395	14069	12216	26285	759	831	1590
Total 1-5	5931	4994	10925	15049	13425	28474	22005	19648	41653	34450	31074	65524	77435	69141	146576	4906	4678	9584
VI	1027	936	1963	2618	2355	4973	3227	2441	5668	6350	5343	11693	13222	11075	24297	713	705	1418
VII	1004	866	1870	2455	2215	4670	2904	2309	5213	6054	5355	11409	12417	10745	23162	718	708	1426
VIII	1019	911	1930	2467	2106	4573	2878	2131	5009	5935	5115	11050	12299	10263	22562	707	700	1407
Total 6-8	3050	5763	5763	7540	6676	14216	9009	6881	15890	18339	15813	34152	37938	32083	70021	2138	2113	4251
**Total 6-8	8981	7707	16688	22589	20101	42690	31014	26529	57543	52789	46887	99676	115373	101224	216597	7044	6791	13835
IX	994	852	1846	2522	2080	4602	2923	2127	5050	5847	5009	10856	12286	10068	22354	524	582	1106
X	933	892	1825	1964	1520	3484	2370	1548	3918	5390	4069	9459	10657	8029	18686	526	557	1083
Total 9-10	1927	1744	3671	4486	3600	8086	5293	3675	8968	11237	9078	20315	22943	18097	41040	1050	1139	2189
XI	682	689	1371	1426	1040	2466	1587	1042	2629	3709	3154	6863	7404	5925	13329	311	381	692
XII	715	656	1371	1348	912	2260	1486	957	2443	3913	2892	6805	7462	5417	12879	306	376	682
Total 11-12	1397	1345	2742	2774	1952	4726	3073	1999	5072	7622	6046	13668	14866	11342	26208	617	757	1374
Total 9-12	3324	3089	6413	7260	5552	12812	8366	5674	14040	18859	15124	33983	37809	29439	67248	1667	1896	3563
Total 1-12	12305	10796	23101	29849	25653	55502	39380	32203	71583	71648	62011	133659	153182	130663	283845	8711	8687	17398
GTotal	13505	11801	25306	31194	26647	57841	40303	32864	73167	75192	64689	139881	160194	136001	296195	9422	9226	18648

Total Enrollment By Government Management & Class																		
Class	General			SC			ST			OBC			Total			Minority ***		
	Boys	Girls	Total	Boys	Girls	Total	Boys	Girls	Total	Boys	Girls	Total	Boys	Girls	Total	Boys	Girls	Total
**pp	8	4	12	3	4	7	121	105	226	19	19	38	151	132	283	30	26	56
I	303	267	570	1839	1907	3746	4799	4775	9574	3330	3563	6893	10271	10512	20783	471	451	922
II	316	333	649	1862	1949	3811	3876	3949	7825	3382	3681	7063	9436	9912	19348	573	556	1129
III	327	349	676	1848	2075	3923	3099	3021	6120	3395	3840	7235	8669	9285	17954	562	533	1095
IV	303	291	594	1621	1681	3302	2821	2628	5449	2967	3468	6435	7712	8068	15780	435	478	913
V	276	269	545	1516	1641	3157	2608	2530	5138	2796	3219	6015	7196	7659	14855	335	402	737
Total 1-5	1525	1509	4696	8686	9253	17939	17203	16903	34106	15870	17771	33641	43284	45436	88720	2376	2420	4796
VI	238	292	530	1525	1686	3211	2233	1969	4202	2689	3090	5779	6685	7037	13722	243	290	533
VII	282	268	550	1542	1704	3246	2037	1890	3927	2690	3291	5981	6551	7153	13704	272	333	605
VIII	299	329	628	1654	1632	3286	2018	1805	3823	2715	3192	5907	6686	6958	17198	265	334	599
Total 6-8	819	889	1708	4721	5022	9743	6288	5664	11952	8094	9573	17667	19922	21148	41070	780	957	1737
Total 1-8	2344	2398	4742	13407	14275	27682	23491	22567	46058	23964	27344	51308	63206	66584	129790	3156	3377	6533
IX	363	389	752	1732	1703	3435	2043	1758	3801	2847	3350	6197	6985	7200	14185	188	273	461
X	241	326	567	1045	1089	2134	1194	1084	2278	2073	2323	4396	4553	4822	9375	127	200	327
Total 9-10	604	715	1319	2777	2792	5569	3237	2842	6079	4920	5673	10593	11538	12022	23560	315	473	788
XI	265	331	596	940	797	1737	981	778	1759	1896	2091	3987	4082	3997	8079	119	171	290
XII	228	267	495	742	624	1366	749	649	1398	1552	1660	3212	3271	3200	6471	117	156	273
Total 11-12	493	598	1091	1682	1421	3103	1730	1427	3157	3448	3751	7199	7353	7197	14550	236	327	563
Total 9-12	1097	1313	2410	4459	4213	8672	4967	4269	9236	8368	9424	17792	18891	19219	38110	551	800	1351
Total 1-12	3441	3711	7152	17866	18488	36354	28458	26836	55294	32332	36768	69100	82097	85803	167900	3707	4177	7884
GTotal	3449	3715	7164	17869	18492	36361	28579	26941	55520	32351	36787	69138	82248	85935	168183	3737	4203	7940

\* Govt. Management Includes Deptt. of Edu., T&amp;W,Local Body, Sanskrit Edu., KGBV,Shiksha Karmi Management, Madarsa Only

\*\* PP : Pre Primary, \*\*\* Minority Enrollment is Included In ALL Category,

**SCHOOL EDUCATION : DISTRICT REPORT CARD 2017-18**

District Name : Baran

District Code : 0831

Class Room/Other Room /Building Status/Facilities (Govt. Management*)													
School Category	Status of Class Rooms						Number of Schools		Building Status				
	Class Rooms	Other Rooms	Sch. Req. Maj. Rep.	Class Req. Maj. Rep.	No. of Sch Req. ACR	No. of ACR Req. in	Library	Computer Room	Own	Rented	Rent Free	No Building	Total
PS Only	1755	189	170	300	19	25	284	0	544	0	0	8	552
UPS	2638	269	115	233	46	91	387	20	404	0	0	0	404
<b>Total</b>	<b>4393</b>	<b>458</b>	<b>285</b>	<b>533</b>	<b>65</b>	<b>116</b>	<b>671</b>	<b>20</b>	<b>948</b>	<b>0</b>	<b>0</b>	<b>8</b>	<b>956</b>
Secondary	332	39	10	22	21	63	48	9	49	0	0	0	49
Sr. Secondary	1608	292	36	80	141	700	208	45	237	0	0	0	237
<b>G.Total</b>	<b>6333</b>	<b>789</b>	<b>331</b>	<b>635</b>	<b>227</b>	<b>879</b>	<b>927</b>	<b>74</b>	<b>1234</b>	<b>0</b>	<b>0</b>	<b>8</b>	<b>1242</b>

**Number of Schools (Govt. Own Building)**

School Category	Number of Schools Having Facilities (Govt. Own Building)											
	Total Schools	Single Class room	Single Teacher	Separate Toilets for B & G	Single Toilet	No toilets	Functional Toilet	Hand Wash Facility	Drinking Water	Play ground	No Boundry	
PS Only	544	18	73	544	0	0	536	92	516	279	182	
UPS	404	2	1	404	0	0	402	121	382	241	41	
<b>Total</b>	<b>948</b>	<b>20</b>	<b>74</b>	<b>948</b>	<b>0</b>	<b>0</b>	<b>938</b>	<b>213</b>	<b>898</b>	<b>520</b>	<b>223</b>	
Secondary	49	0	0	49	0	0	48	26	48	24	5	
Sr. Secondary	237	9	0	237	0	0	234	123	233	149	40	
<b>G.Total</b>	<b>1234</b>	<b>29</b>	<b>74</b>	<b>1234</b>	<b>0</b>	<b>0</b>	<b>1220</b>	<b>362</b>	<b>1179</b>	<b>693</b>	<b>268</b>	

**Number of Schools (Govt. Own Building)**

School Category	Number of Schools Having Facilities (Govt. Own Building)										
	HM Room Req.**	Electricity	Ramps	B.Wall/ Fencing	Staff room for Teacher	Art & Craft Room	Approach Road To School	Arts Streams School	Science Streams School	Commerce Streams School	Vocational Streams School
PS Only	0	33	377	362	12	0	242	0	0	0	0
UPS	4	227	347	363	3	0	306	0	0	0	0
<b>Total</b>	<b>4</b>	<b>260</b>	<b>724</b>	<b>725</b>	<b>15</b>	<b>0</b>	<b>548</b>	<b>0</b>	<b>0</b>	<b>0</b>	<b>0</b>
Secondary	20	49	35	44	6	7	44	0	0	0	0
Sr. Secondary	125	235	166	197	54	91	218	231	24	13	15
<b>G.Total</b>	<b>149</b>	<b>544</b>	<b>925</b>	<b>966</b>	<b>75</b>	<b>98</b>	<b>810</b>	<b>231</b>	<b>24</b>	<b>13</b>	<b>15</b>

**Enrollment (Agewise)**

**Indicators (%)**

**Number of Schools (Govt.)**

Age Group	Boys	Girls	Total	School Category	PTR (Govt) ***	SCR (Govt) ***	Gender Gap				PTR> 30/35	SCR> 30/35	PTR> 100	SCR> 100
							SC	ST	All	Min.				
Below 6	7313	6557	13870											
6 to 11	68623	61103	129726	PS Only	24	16	5.70	5.66	5.66	2.38	302	56	6	0
11 to 14	34055	29414	63469	UPS	13	24	6.08	13.39	8.36	0.59	11	95	0	3
6 to 14	102678	90517	193195	Elementary	21	20	5.83	7.79	6.53	1.83	313	151	6	3
14 to 16	20987	19998	40985	Secondary	9	31	10.96	18.04	11.81	-4.07	0	10	0	0
16 to 18	13690	13471	27161	Sr. Secondary	17	41	17.39	21.18	13.45	-10.19	6	44	1	8

\* Govt. Management Includes Deptt. of Education, Local Body, Sanskrit Education and Shiksha Karmi Management Only.

\*\* Remaining Schools Either having HM Room or not required HM Room as per RTE Norms.

\*\*\* PTR and SCR calculated only for Govt Own Management Schools.

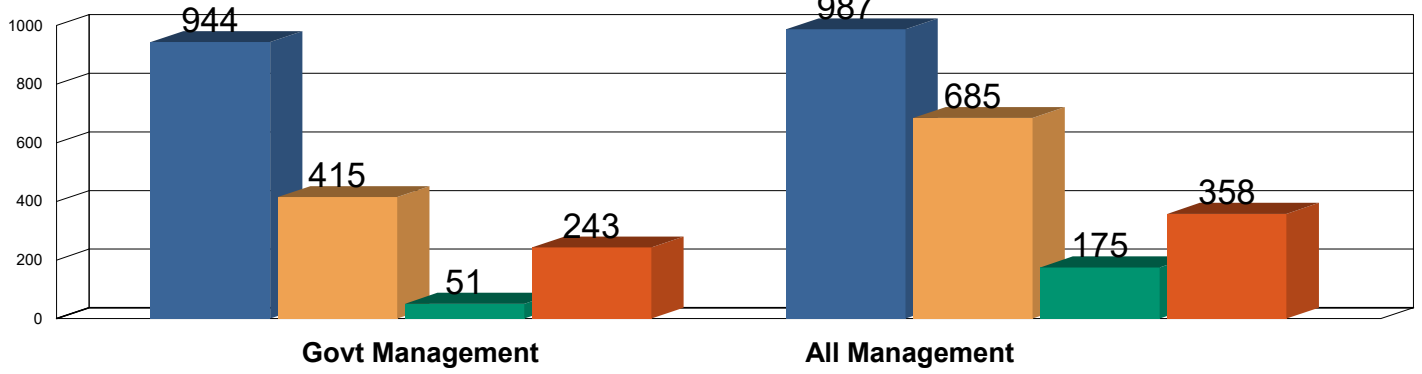
**SCHOOL EDUCATION : DISTRICT REPORT CARD 2017-18**

District Name : **BARAN**

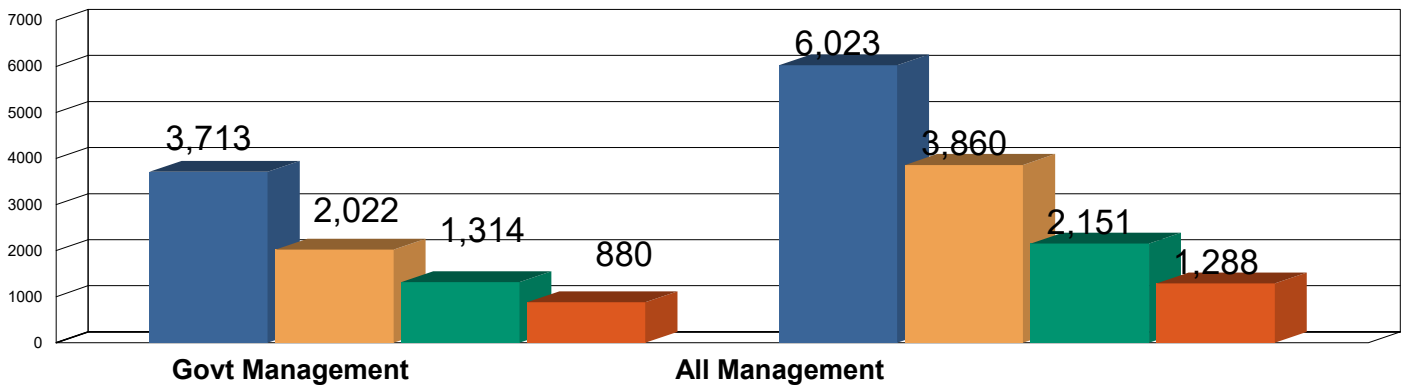
District Code : **0831**

■ PS     
 ■ UPS     
 ■ SEC.     
 ■ SR. SEC

**No. of Schools**

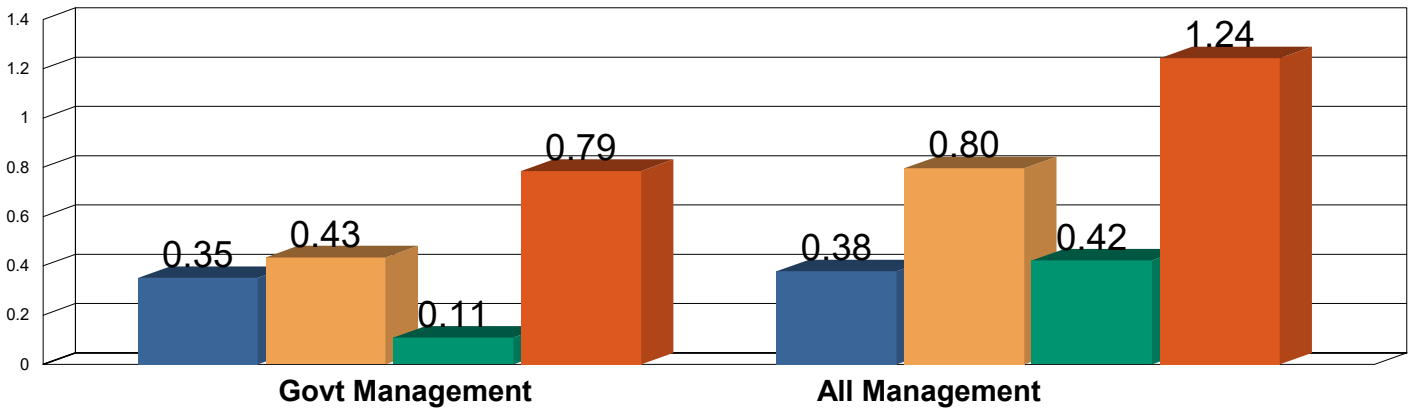


**No. of Teachers**



(Fig. in Lakh)

**Enrollment**



**SCHOOL EDUCATION : DISTRICT REPORT CARD 2017-18**

**District Name : BARMER**

**District Code : 0817**

Blocks	17	PEEO/ CRC	491	Total Schools	5683	Total Teachers	22900	Total Enrollment	698731			
<b>Details of school</b>												
<b>Total Number of Schools</b>							<b>No. of Schools by School Type (Govt)</b>					
School Category	Government			Private			Boys	Girls	Co-Ed	Total		
	Urban	Rural	Total	Urban	Rural	Total						
PS	16	3005	<b>3021</b>	11	77	<b>88</b>	0	2	3019	<b>3021</b>		
UPS	24	1329	<b>1353</b>	57	306	<b>363</b>	0	32	1321	<b>1353</b>		
Secondary	5	157	<b>162</b>	22	93	<b>115</b>	0	6	156	<b>162</b>		
Sr. Secondar	9	425	<b>434</b>	47	100	<b>147</b>	0	6	428	<b>434</b>		
<b>Total</b>	<b>54</b>	<b>4916</b>	<b>4970</b>	<b>137</b>	<b>576</b>	<b>713</b>	<b>0</b>	<b>46</b>	<b>4924</b>	<b>4970</b>		
<b>Number of Schools By School Category &amp; Management</b>												
School Category	Dept of Edu.	Tribal	Social Welfare	Local Body	Sans. Edu.	SKS	KGBV	Madarsa	Total State Govt School	Ctr. Govt	Private	Grand Total
Primary only with grades 1 to 5	15	0	0	2475	13	305	0	213	<b>3021</b>	0	88	<b>3109</b>
Upper Primary with grades 1 to 8	1288	0	0	0	38	0	0	20	<b>1346</b>	1	362	<b>1709</b>
Secondary with grades 1 to 10	151	0	0	0	9	0	0	1	<b>161</b>	0	115	<b>276</b>
Higher Secondary with grades 1 to 12	420	0	0	0	3	0	0	2	<b>425</b>	2	138	<b>565</b>
Upper Primary only with grades 6 to 8	1	0	0	0	0	0	6	0	<b>7</b>	0	0	<b>7</b>
Secondary with grades 6 to 10	1	0	0	0	0	0	0	0	<b>1</b>	0	0	<b>1</b>
Higher Secondary with grades 6 to 12	7	0	0	0	0	0	0	0	<b>7</b>	1	3	<b>11</b>
Higher Secondary with grades 9 to 12	2	0	0	0	0	0	0	0	<b>2</b>	0	3	<b>5</b>
<b>Grand Total</b>	<b>1885</b>	<b>0</b>	<b>0</b>	<b>2475</b>	<b>63</b>	<b>305</b>	<b>6</b>	<b>236</b>	<b>4970</b>	<b>4</b>	<b>709</b>	<b>5683</b>
<b>Total Number of Teachers</b>												
Classes Taught	Government (State)			Private			Gender Distribution of Teachers (Govt)					
	Male	Female	Total	Male	Female	Total	School Category	Male	Female	Total		
Primary	6354	1892	<b>8246</b>	1909	717	<b>2626</b>	PS	3386	1077	<b>4463</b>		
Upper Primary	3984	1046	<b>5030</b>	1658	374	<b>2032</b>	UPS	4435	1350	<b>5785</b>		
Secondary	2117	343	<b>2460</b>	538	100	<b>638</b>	Secondary	1235	229	<b>1464</b>		
Sr. Secondar	1389	220	<b>1609</b>	220	39	<b>259</b>	Sr. Secondary	4788	845	<b>5633</b>		
<b>Total</b>	<b>13844</b>	<b>3501</b>	<b>17345</b>	<b>4325</b>	<b>1230</b>	<b>5555</b>	<b>Total</b>	<b>13844</b>	<b>3501</b>	<b>17345</b>		
<b>Enrollment</b>												
Enrollment of SC/ST (ALL Mgt)	Primary (1-5)	Upper Pri.(6-8)	Sec./Sr. Sec.(9-12)	Total Enrollment School Category Wise***								
% SC Enrollment	18.77	18.19	15.79	School Cat.	Govt.	Pvt.	Urban Govt.	Rural Govt.				
% SC girls to SC Enrollment	45.80	44.17	37.27	PS Only	118812	7076	816	117996				
% ST Enrollment	7.70	4.89	3.01	UPS	165289	55375	3976	161313				
% ST girls to ST Enrollment	42.65	34.97	26.11	Secondary	42413	30956	1330	41083				
% Minority Enrollment	13.85	7.93	4.35	Sr. Secondary	176799	82860	5379	171420				
% Min. girls to Min. Enrollment	42.63	32.86	22.03	<b>G.Total</b>	<b>503313</b>	<b>176267</b>	<b>11501</b>	<b>491812</b>				

\* Govt. Management Includes Deptt. of Edu., T&W,Local Body, Sanskrit Edu., KGBV,Shiksha Karmi Management, Madarsa Only

\*\* PP : Pre Primary, \*\*\* This does not include Pre-Primary Enrollment



**SCHOOL EDUCATION : DISTRICT REPORT CARD 2017-18**

District Name : **Barmer**

District Code : **0817**

Class Room/Other Room /Building Status/Facilities (Govt. Management*)													
School Category	Status of Class Rooms						Number of Schools		Building Status				
	Class Rooms	Other Rooms	Sch. Req. Maj. Rep.	Class Req. Maj. Rep.	No. of Sch Req. ACR	No. of ACR Req. in	Library	Computer Room	Own	Rented	Rent Free	No Building	Total
PS Only	9452	1647	639	1047	44	50	960	0	2774	2	6	26	2808
UPS	9409	1701	445	824	179	316	1210	46	1324	1	2	0	1327
<b>Total</b>	<b>18861</b>	<b>3348</b>	<b>1084</b>	<b>1871</b>	<b>223</b>	<b>366</b>	<b>2170</b>	<b>46</b>	<b>4098</b>	<b>3</b>	<b>8</b>	<b>26</b>	<b>4135</b>
Secondary	1496	326	36	61	49	127	156	18	161	0	0	0	161
Sr. Secondary	4183	1148	84	183	217	975	421	105	432	0	0	0	432
<b>G.Total</b>	<b>24540</b>	<b>4822</b>	<b>1204</b>	<b>2115</b>	<b>489</b>	<b>1468</b>	<b>2747</b>	<b>169</b>	<b>4691</b>	<b>3</b>	<b>8</b>	<b>26</b>	<b>4728</b>

**Number of Schools (Govt. Own Building)**

School Category	Number of Schools Having Facilities (Govt. Own Building)											
	Total Schools	Single Class room	Single Teacher	Separate Toilets for B & G	Single Toilet	No toilets	Functional Toilet	Hand Wash Facility	Drinking Water	Play ground	No Boundry	
PS Only	2774	16	1580	2774	0	0	2769	1563	2322	1233	616	
UPS	1324	0	55	1324	0	0	1323	834	1216	686	42	
<b>Total</b>	<b>4098</b>	<b>16</b>	<b>1635</b>	<b>4098</b>	<b>0</b>	<b>0</b>	<b>4092</b>	<b>2397</b>	<b>3538</b>	<b>1919</b>	<b>658</b>	
Secondary	161	1	2	161	0	0	161	106	152	82	8	
Sr. Secondary	432	2	0	432	0	0	432	270	406	290	8	
<b>G.Total</b>	<b>4691</b>	<b>19</b>	<b>1637</b>	<b>4691</b>	<b>0</b>	<b>0</b>	<b>4685</b>	<b>2773</b>	<b>4096</b>	<b>2291</b>	<b>674</b>	

**Number of Schools (Govt. Own Building)**

School Category	Number of Schools Having Facilities (Govt. Own Building)											
	HM Room Req.**	Electricity	Ramps	B.Wall/ Fencing	Staff room for Teacher	Art & Craft Room	Approach Road To School	Arts Streams School	Science Streams School	Commerce Streams School	Vocational Streams School	
PS Only	1	388	1541	2158	17	0	1684	0	0	0	0	
UPS	11	962	907	1282	24	1	1037	0	0	0	0	
<b>Total</b>	<b>12</b>	<b>1350</b>	<b>2448</b>	<b>3440</b>	<b>41</b>	<b>1</b>	<b>2721</b>	<b>0</b>	<b>0</b>	<b>0</b>	<b>0</b>	
Secondary	71	159	128	153	12	53	144	0	0	0	0	
Sr. Secondary	251	431	343	424	85	149	385	386	67	17	50	
<b>G.Total</b>	<b>334</b>	<b>1940</b>	<b>2919</b>	<b>4017</b>	<b>138</b>	<b>203</b>	<b>3250</b>	<b>386</b>	<b>67</b>	<b>17</b>	<b>50</b>	

**Enrollment (Agewise)**

**Indicators (%)**

**Number of Schools (Govt.)**

Age Group	Boys	Girls	Total	School Category	PTR (Govt) ***	SCR (Govt) ***	Gender Gap				PTR> 30/35	SCR> 30/35	PTR> 100	SCR> 100
							SC	ST	All	Min.				
Below 6	24407	19374	43781											
6 to 11	174622	147789	322411	PS Only	33	14	8.40	14.69	8.51	14.74	2067	121	76	0
11 to 14	84667	67530	152197	UPS	18	24	11.65	30.06	12.44	34.27	120	287	2	4
6 to 14	259289	215319	474608	Elementary	28	19	9.44	18.30	9.79	18.96	2187	408	78	4
14 to 16	46796	43535	90331	Secondary	15	47	22.08	46.26	22.55	54.00	3	75	0	11
16 to 18	25867	24959	50826	Sr. Secondary	19	54	32.04	51.39	25.84	60.77	28	163	2	39

\* Govt. Management Includes Deptt. of Education, Local Body, Sanskrit Education and Shiksha Karmi Management Only.

\*\* Remaining Schools Either having HM Room or not required HM Room as per RTE Norms.

\*\*\* PTR and SCR calculated only for Govt Own Management Schools.

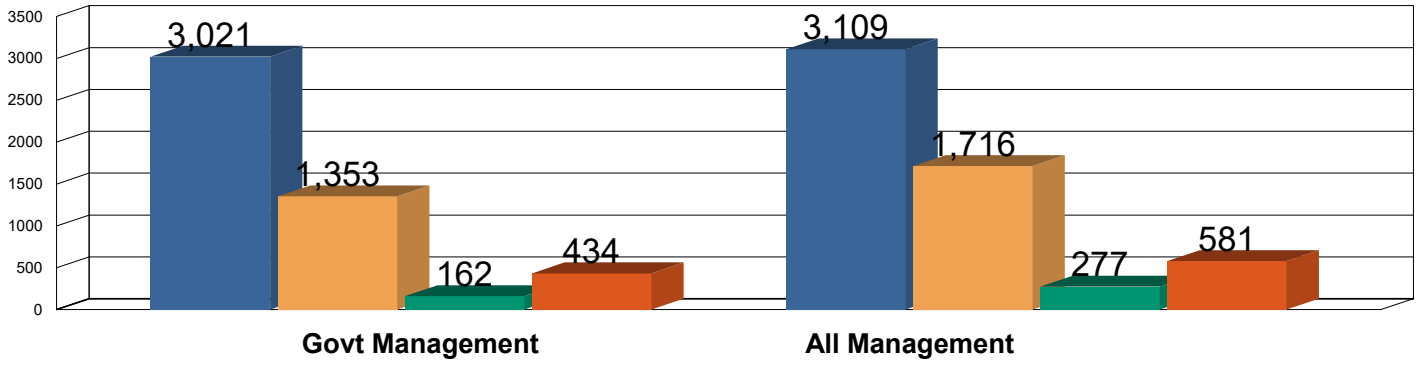
**SCHOOL EDUCATION : DISTRICT REPORT CARD 2017-18**

District Name : **BARMER**

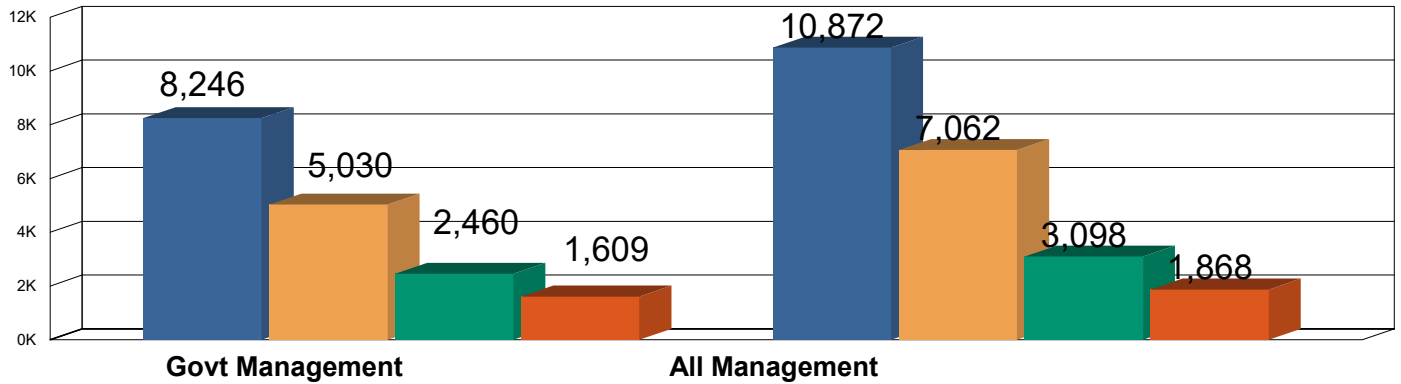
District Code : **0817**

■ PS     
 ■ UPS     
 ■ SEC.     
 ■ SR. SEC

**No. of Schools**

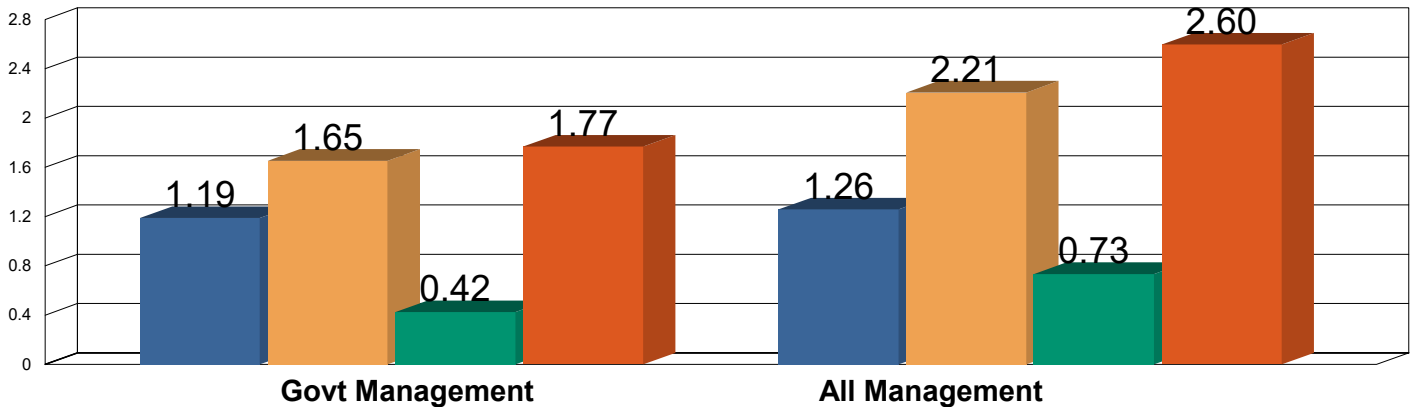


**No. of Teachers**



(Fig. in Lakh)

**Enrollment**





## SCHOOL EDUCATION : DISTRICT REPORT CARD 2017-18

**District Name : BHARATPUR**
**District Code : 0807**

Blocks	10	PEEO/ CRC	399	Total Schools	3202	Total Teachers	23728	Total Enrollment	611427
--------	----	-----------	-----	---------------	------	----------------	-------	------------------	--------

### Details of school

Total Number of Schools							No. of Schools by School Type (Govt)			
School Category	Government			Private			Boys	Girls	Co-Ed	Total
	Urban	Rural	Total	Urban	Rural	Total				
PS	32	630	662	14	66	80	0	0	662	662
UPS	29	567	596	229	472	701	0	12	584	596
Secondary	11	129	140	118	208	326	0	2	138	140
Sr. Secondar	22	361	383	159	155	314	0	3	380	383
<b>Total</b>	<b>94</b>	<b>1687</b>	<b>1781</b>	<b>520</b>	<b>901</b>	<b>1421</b>	<b>0</b>	<b>17</b>	<b>1764</b>	<b>1781</b>

### Number of Schools By School Category & Management

School Category	Dept of Edu.	Tribal	Social Welfare	Local Body	Sans. Edu.	SKS	KGBV	Madarsa	Total State Govt School	Ctr. Govt	Private	Grand Total
Primary only with grades 1 to 5	24	0	0	554	12	16	0	56	662	0	80	742
Upper Primary with grades 1 to 8	553	0	0	0	28	2	0	4	587	0	698	1285
Secondary with grades 1 to 10	130	0	0	0	8	0	0	0	138	1	319	458
Higher Secondary with grades 1 to 12	373	0	0	0	3	0	0	0	376	1	287	664
Upper Primary only with grades 6 to 8	2	0	0	0	0	0	7	0	9	0	3	12
Secondary with grades 6 to 10	1	0	0	0	1	0	0	0	2	0	6	8
Higher Secondary with grades 6 to 12	4	0	0	0	1	0	0	0	5	1	18	24
Higher Secondary with grades 9 to 12	2	0	0	0	0	0	0	0	2	0	7	9
<b>Grand Total</b>	<b>1089</b>	<b>0</b>	<b>0</b>	<b>554</b>	<b>53</b>	<b>18</b>	<b>7</b>	<b>60</b>	<b>1781</b>	<b>3</b>	<b>1418</b>	<b>3202</b>

### Total Number of Teachers

Classes Taught	Government (State)			Private			Gender Distribution of Teachers (Govt)			
	Male	Female	Total	Male	Female	Total	School Category	Male	Female	Total
Primary	2899	1210	4109	3415	1287	4702	PS	927	386	1313
Upper Primary	2085	813	2898	3285	1224	4509	UPS	1821	951	2772
Secondary	1697	479	2176	1828	597	2425	Secondary	981	353	1334
Sr. Secondar	1250	392	1642	966	301	1267	Sr. Secondary	4202	1204	5406
<b>Total</b>	<b>7931</b>	<b>2894</b>	<b>10825</b>	<b>9494</b>	<b>3409</b>	<b>12903</b>	<b>Total</b>	<b>7931</b>	<b>2894</b>	<b>10825</b>

### Enrollment

Enrollment of SC/ST (ALL Mgt)	Primary (1-5)	Upper Pri.(6-8)	Sec./Sr. Sec.(9-12)	Total Enrollment School Category Wise***					
% SC Enrollment	25.73	25.01	23.22	School Cat.	Govt.	Pvt.	Urban Govt.	Rural Govt.	
% SC girls to SC Enrollment	47.26	45.96	43.15	PS Only	33318	6792	1494	31824	
% ST Enrollment	1.73	2.18	2.86	UPS	67179	104814	3863	63316	
% ST girls to ST Enrollment	46.73	45.39	45.78	Secondary	29403	85387	3465	25938	
% Minority Enrollment	17.76	11.64	6.02	Sr. Secondary	137133	143712	15017	122116	
% Min. girls to Min. Enrollment	43.47	36.55	27.91	<b>G.Total</b>	<b>267033</b>	<b>340705</b>	<b>23839</b>	<b>243194</b>	

\* Govt. Management Includes Deptt. of Edu., T&W, Local Body, Sanskrit Edu., KGBV, Shiksha Karmi Management, Madarsa Only

\*\* PP : Pre Primary, \*\*\* This does not include Pre-Primary Enrollment

## SCHOOL EDUCATION : DISTRICT REPORT CARD 2017-18

 District Name : **Bharatpur**

 District Code : **0807**

Total Enrollment By All (Govt.* + Pvt.) Management & Class																		
Class	General			SC			ST			OBC			Total			Minority ***		
	Boys	Girls	Total	Boys	Girls	Total	Boys	Girls	Total	Boys	Girls	Total	Boys	Girls	Total	Boys	Girls	Total
<b>**PP</b>	973	651	1624	414	236	650	105	60	165	767	483	1250	2259	1430	3689	60	42	102
<b>I</b>	5468	4477	9945	9254	8268	17522	550	502	1052	20084	16536	36620	35356	29783	65139	6363	4948	11311
<b>II</b>	5215	4380	9595	8583	7522	16105	579	515	1094	18574	15386	33960	32951	27803	60754	6424	5092	11516
<b>III</b>	5246	4709	9955	8677	8215	16892	587	527	1114	19923	17422	37345	34433	30873	65306	7002	5662	12664
<b>IV</b>	5104	4271	9375	7479	6645	14124	525	459	984	17618	14670	32288	30726	26045	56771	5488	4078	9566
<b>V</b>	5022	4306	9328	6676	5794	12470	525	423	948	16063	12878	28941	28286	23401	51687	4814	3360	8174
<b>Total 1-5</b>	26055	22143	48198	40669	36444	77113	2766	2426	5192	92262	76892	169154	161752	137905	299657	30091	23140	53231
<b>VI</b>	5200	4376	9576	6777	5741	12518	537	479	1016	15067	11977	27044	27581	22573	50154	3939	2323	6262
<b>VII</b>	5512	4464	9976	6847	5956	12803	600	476	1076	15123	11700	26823	28082	22596	50678	3731	2250	5981
<b>VIII</b>	5781	4977	10758	6950	5804	12754	680	555	1235	15007	11682	26689	28418	23018	51436	3579	1906	5485
<b>Total 6-8</b>	16493	30310	30310	20574	17501	38075	1817	1510	3327	45197	35359	80556	84081	68187	152268	11249	6479	17728
<b>Total 6-8</b>	42548	35960	78508	61243	53945	115188	4583	3936	8519	137459	112251	249710	245833	206092	451925	41340	29619	70959
<b>IX</b>	5490	4998	10488	6449	5592	12041	626	577	1203	13409	10139	23548	25974	21306	47280	2639	1131	3770
<b>X</b>	5661	4896	10557	5814	4450	10264	697	588	1285	12686	8885	21571	24858	18819	43677	2023	789	2812
<b>Total 9-10</b>	11151	9894	21045	12263	10042	22305	1323	1165	2488	26095	19024	45119	50832	40125	90957	4662	1920	6582
<b>XI</b>	5287	4099	9386	4341	3006	7347	528	402	930	9196	6148	15344	19352	13655	33007	1269	412	1681
<b>XII</b>	5573	3920	9493	3965	2565	6530	565	473	1038	9280	5508	14788	19383	12466	31849	832	286	1118
<b>Total 11-12</b>	10860	8019	18879	8306	5571	13877	1093	875	1968	18476	11656	30132	38735	26121	64856	2101	698	2799
<b>Total 9-12</b>	22011	17913	39924	20569	15613	36182	2416	2040	4456	44571	30680	75251	89567	66246	155813	6763	2618	9381
<b>Total 1-12</b>	64559	53873	118432	81812	69558	151370	6999	5976	12975	182030	142931	324961	335400	272338	607738	48103	32237	80340
<b>GTotal</b>	65532	54524	120056	82226	69794	152020	7104	6036	13140	182797	143414	326211	337659	273768	611427	48163	32279	80442

Total Enrollment By Government Management & Class																		
Class	General			SC			ST			OBC			Total			Minority ***		
	Boys	Girls	Total	Boys	Girls	Total	Boys	Girls	Total	Boys	Girls	Total	Boys	Girls	Total	Boys	Girls	Total
<b>**pp</b>	0	1	1	15	8	23	0	0	0	9	11	20	24	20	44	15	13	28
<b>I</b>	976	1213	2189	4864	5242	10106	126	177	303	8545	9156	17701	14511	15788	30299	4074	3656	7730
<b>II</b>	932	1233	2165	4138	4334	8472	126	157	283	7885	8598	16483	13081	14322	27403	4262	3940	8202
<b>III</b>	951	1399	2350	4403	5200	9603	100	184	284	8350	9894	18244	13804	16677	30481	4666	4612	9278
<b>IV</b>	797	1197	1994	3566	4008	7574	88	140	228	6706	7759	14465	11157	13104	24261	3509	3255	6764
<b>V</b>	749	1193	1942	3131	3657	6788	107	128	235	5756	6921	12677	9743	11899	21642	2906	2622	5528
<b>Total 1-5</b>	4405	6235	76195	20102	22441	42543	547	786	1333	37242	42328	79570	62296	71790	134086	19417	18085	37502
<b>VI</b>	803	1375	2178	3260	3745	7005	94	163	257	5047	6185	11232	9204	11468	20672	2147	1663	3810
<b>VII</b>	967	1588	2555	3538	4108	7646	107	174	281	5067	6354	11421	9679	12224	21903	1975	1584	3559
<b>VIII</b>	1162	1877	3039	3781	4215	7996	112	211	323	5163	6618	11781	10218	12921	26006	1837	1311	3148
<b>Total 6-8</b>	2932	4840	7772	10579	12068	22647	313	548	861	15277	19157	34434	29101	36613	65714	5959	4558	10517
<b>Total 1-8</b>	7337	11075	18412	30681	34509	65190	860	1334	2194	52519	61485	114004	91397	108403	199800	25376	22643	48019
<b>IX</b>	1345	2438	3783	3762	4316	8078	129	255	384	4804	6099	10903	10040	13108	23148	1177	620	1797
<b>X</b>	1192	2079	3271	2712	3032	5744	128	295	423	3476	4633	8109	7508	10039	17547	652	374	1026
<b>Total 9-10</b>	2537	4517	7054	6474	7348	13822	257	550	807	8280	10732	19012	17548	23147	40695	1829	994	2823
<b>XI</b>	1474	1780	3254	2440	2063	4503	135	159	294	3075	3305	6380	7124	7307	14431	410	195	605
<b>XII</b>	1331	1483	2814	2076	1598	3674	140	181	321	2650	2648	5298	6197	5910	12107	215	129	344
<b>Total 11-12</b>	2805	3263	6068	4516	3661	8177	275	340	615	5725	5953	11678	13321	13217	26538	625	324	949
<b>Total 9-12</b>	5342	7780	13122	10990	11009	21999	532	890	1422	14005	16685	30690	30869	36364	67233	2454	1318	3772
<b>Total 1-12</b>	12679	18855	31534	41671	45518	87189	1392	2224	3616	66524	78170	144694	122266	144767	267033	27830	23961	51791
<b>GTotal</b>	12679	18856	31535	41686	45526	87212	1392	2224	3616	66533	78181	144714	122290	144787	267077	27845	23974	51819

\* Govt. Management Includes Deptt. of Edu., T&amp;W, Local Body, Sanskrit Edu., KGBV, Shiksha Karmi Management, Madarsa Only

\*\* PP : Pre Primary, \*\*\* Minority Enrollment is Included In ALL Category,

**SCHOOL EDUCATION : DISTRICT REPORT CARD 2017-18**

District Name : **Bharatpur**

District Code : **0807**

Class Room/Other Room /Building Status/Facilities (Govt. Management*)													
School Category	Status of Class Rooms						Number of Schools		Building Status				
	Class Rooms	Other Rooms	Sch. Req. Maj. Rep.	Class Req. Maj. Rep.	No. of Sch Req. ACR	No. of ACR Req. in	Library	Computer Room	Own	Rented	Rent Free	No Building	Total
PS Only	2398	528	197	342	16	20	507	0	591	3	12	0	606
UPS	4436	1021	178	328	70	142	573	56	584	1	0	0	585
<b>Total</b>	<b>6834</b>	<b>1549</b>	<b>375</b>	<b>670</b>	<b>86</b>	<b>162</b>	<b>1080</b>	<b>56</b>	<b>1175</b>	<b>4</b>	<b>12</b>	<b>0</b>	<b>1191</b>
Secondary	1255	302	19	28	38	106	133	19	136	0	4	0	140
Sr. Secondary	3925	1306	70	143	146	680	360	105	380	0	3	0	383
<b>G.Total</b>	<b>12014</b>	<b>3157</b>	<b>464</b>	<b>841</b>	<b>270</b>	<b>948</b>	<b>1573</b>	<b>180</b>	<b>1691</b>	<b>4</b>	<b>19</b>	<b>0</b>	<b>1714</b>

**Number of Schools (Govt. Own Building)**

School Category	Number of Schools Having Facilities (Govt. Own Building)											
	Total Schools	Single Class room	Single Teacher	Separate Toilets for B & G	Single Toilet	No toilets	Functional Toilet	Hand Wash Facility	Drinking Water	Play ground	No Boundry	
PS Only	591	13	129	591	0	0	591	356	345	203	154	
UPS	584	4	13	584	0	0	584	387	408	279	48	
<b>Total</b>	<b>1175</b>	<b>17</b>	<b>142</b>	<b>1175</b>	<b>0</b>	<b>0</b>	<b>1175</b>	<b>743</b>	<b>753</b>	<b>482</b>	<b>202</b>	
Secondary	136	2	0	136	0	0	136	87	96	69	10	
Sr. Secondary	380	2	0	380	0	0	380	249	300	197	31	
<b>G.Total</b>	<b>1691</b>	<b>21</b>	<b>142</b>	<b>1691</b>	<b>0</b>	<b>0</b>	<b>1691</b>	<b>1079</b>	<b>1149</b>	<b>748</b>	<b>243</b>	

**Number of Schools (Govt. Own Building)**

School Category	Number of Schools Having Facilities (Govt. Own Building)											
	HM Room Req.**	Electricity	Ramps	B.Wall/ Fencing	Staff room for Teacher	Art & Craft Room	Approach Road To School	Arts Streams School	Science Streams School	Commerce Streams School	Vocational Streams School	
PS Only	1	116	426	437	10	0	330	0	0	0	0	
UPS	2	503	430	536	11	0	462	0	0	0	0	
<b>Total</b>	<b>3</b>	<b>619</b>	<b>856</b>	<b>973</b>	<b>21</b>	<b>0</b>	<b>792</b>	<b>0</b>	<b>0</b>	<b>0</b>	<b>0</b>	
Secondary	57	135	86	126	19	10	114	0	0	0	1	
Sr. Secondary	151	375	207	349	78	126	337	353	58	22	24	
<b>G.Total</b>	<b>211</b>	<b>1129</b>	<b>1149</b>	<b>1448</b>	<b>118</b>	<b>136</b>	<b>1243</b>	<b>353</b>	<b>58</b>	<b>22</b>	<b>25</b>	

**Enrollment (Agewise)**

**Indicators (%)**

**Number of Schools (Govt.)**

Age Group	Boys	Girls	Total	School Category	PTR (Govt) ***	SCR (Govt) ***	Gender Gap				PTR> 30/35	SCR> 30/35	PTR> 100	SCR> 100
							SC	ST	All	Min.				
Below 6	12454	10376	22830											
6 to 11	154092	128819	282911	PS Only	32	17	5.48	6.55	7.96	13.06	656	68	23	0
11 to 14	70299	59012	129311	UPS	14	20	8.07	9.23	10.44	26.91	32	96	0	0
6 to 14	224391	187831	412222	Elementary	27	19	6.34	7.59	8.79	16.52	688	164	23	0
14 to 16	45971	44929	90900	Secondary	11	27	9.96	6.35	11.77	41.66	1	50	0	4
16 to 18	26883	26845	53728	Sr. Secondary	16	41	19.71	11.08	19.45	50.13	17	140	1	19

\* Govt. Management Includes Deptt. of Education, Local Body, Sanskrit Education and Shiksha Karmi Management Only.

\*\* Remaining Schools Either having HM Room or not required HM Room as per RTE Norms.

\*\*\* PTR and SCR calculated only for Govt Own Management Schools.

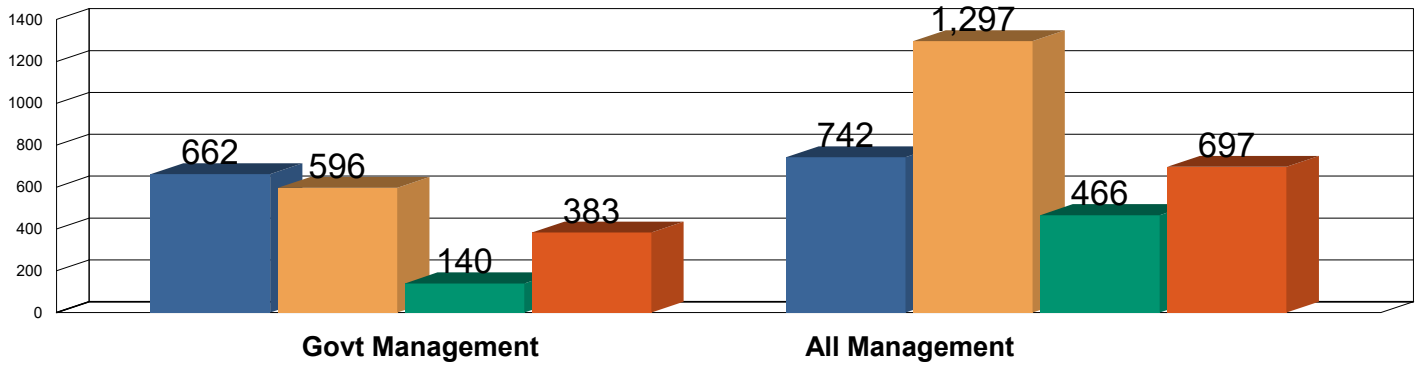
**SCHOOL EDUCATION : DISTRICT REPORT CARD 2017-18**

District Name : **BHARATPUR**

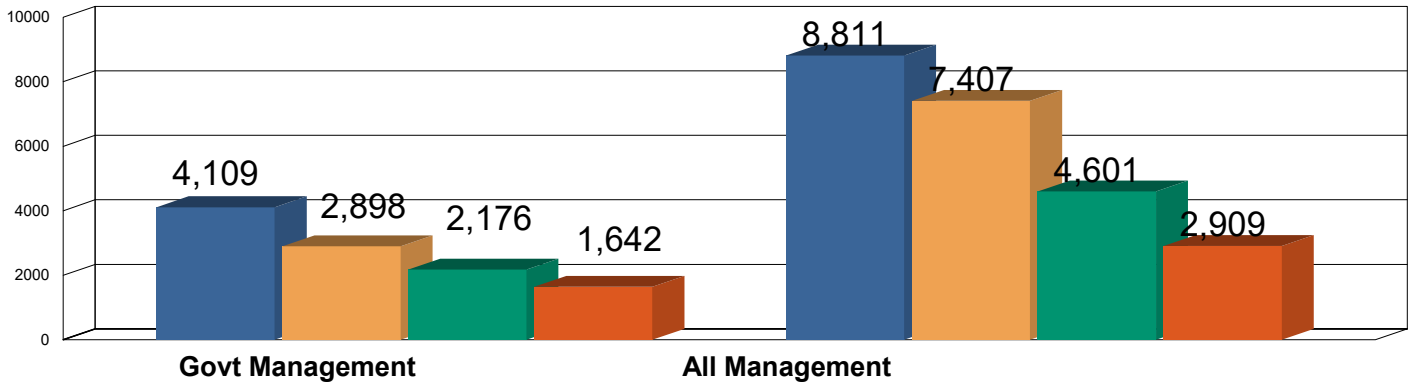
District Code : **0807**

■ PS     
 ■ UPS     
 ■ SEC.     
 ■ SR. SEC

**No. of Schools**

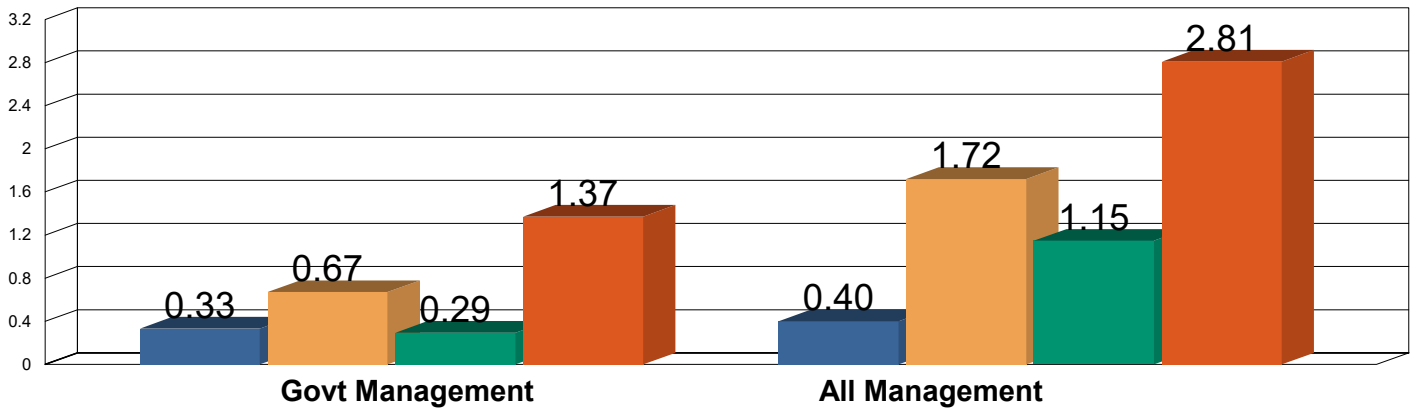


**No. of Teachers**



(Fig. in Lakh)

**Enrollment**



**SCHOOL EDUCATION : DISTRICT REPORT CARD 2017-18**

**District Name : BHILWARA**

**District Code : 0824**

Blocks	12	PEEO/ CRC	408	Total Schools	4084	Total Teachers	22832	Total Enrollment	562024			
<b>Details of school</b>												
Total Number of Schools							No. of Schools by School Type (Govt)					
School Category	Government			Private			Boys	Girls	Co-Ed	Total		
	Urban	Rural	Total	Urban	Rural	Total						
PS	69	1363	1432	91	180	271	0	1	1431	1432		
UPS	59	897	956	261	456	717	0	59	897	956		
Secondary	13	91	104	52	44	96	0	15	89	104		
Sr. Secondar	26	415	441	38	29	67	0	14	427	441		
<b>Total</b>	<b>167</b>	<b>2766</b>	<b>2933</b>	<b>442</b>	<b>709</b>	<b>1151</b>	<b>0</b>	<b>89</b>	<b>2844</b>	<b>2933</b>		
<b>Number of Schools By School Category &amp; Management</b>												
School Category	Dept of Edu.	Tribal	Social Welfare	Local Body	Sans. Edu.	SKS	KGBV	Madarsa	Total State Govt School	Ctr. Govt	Private	Grand Total
Primary only with grades 1 to 5	43	0	0	1259	15	67	0	48	1432	0	271	1703
Upper Primary with grades 1 to 8	894	0	0	1	37	4	0	11	947	0	717	1664
Secondary with grades 1 to 10	93	0	0	0	8	0	0	1	102	0	92	194
Higher Secondary with grades 1 to 12	424	0	0	0	3	0	0	0	427	1	54	482
Upper Primary only with grades 6 to 8	0	0	0	0	0	0	9	0	9	0	0	9
Secondary with grades 6 to 10	2	0	0	0	0	0	0	0	2	0	4	6
Higher Secondary with grades 6 to 12	12	2	0	0	0	0	0	0	14	1	10	25
Higher Secondary with grades 9 to 12	0	0	0	0	0	0	0	0	0	0	1	1
<b>Grand Total</b>	<b>1468</b>	<b>2</b>	<b>0</b>	<b>1260</b>	<b>63</b>	<b>71</b>	<b>9</b>	<b>60</b>	<b>2933</b>	<b>2</b>	<b>1149</b>	<b>4084</b>
<b>Total Number of Teachers</b>												
Classes Taught	Government (State)			Private			Gender Distribution of Teachers (Govt)					
	Male	Female	Total	Male	Female	Total	School Category	Male	Female	Total		
Primary	4144	2121	6265	1516	3235	4751	PS	1868	826	2694		
Upper Primary	2829	1477	4306	1114	1850	2964	UPS	3218	1623	4841		
Secondary	1345	583	1928	291	319	610	Secondary	561	370	931		
Sr. Secondar	1304	490	1794	116	98	214	Sr. Secondary	3975	1852	5827		
<b>Total</b>	<b>9622</b>	<b>4671</b>	<b>14293</b>	<b>3037</b>	<b>5502</b>	<b>8539</b>	<b>Total</b>	<b>9622</b>	<b>4671</b>	<b>14293</b>		
<b>Enrollment</b>												
Enrollment of SC/ST (ALL Mgt)	Primary (1-5)	Upper Pri.(6-8)	Sec./Sr. Sec.(9-12)	Total Enrollment School Category Wise***								
% SC Enrollment	19.14	18.73	17.41	School Cat.	Govt.	Pvt.	Urban Govt.	Rural Govt.				
% SC girls to SC Enrollment	47.83	46.33	44.80	PS Only	53491	13625	3579	49912				
% ST Enrollment	11.10	7.74	6.59	UPS	114403	82734	7772	106631				
% ST girls to ST Enrollment	44.83	40.29	40.88	Secondary	23068	21928	3495	19573				
% Minority Enrollment	5.90	5.88	4.98	Sr. Secondary	160610	38199	20370	140240				
% Min. girls to Min. Enrollment	47.65	49.04	53.10	G.Total	351572	156486	35216	316356				

\* Govt. Management Includes Deptt. of Edu., T&W,Local Body, Sanskrit Edu., KGBV,Shiksha Karmi Management, Madarsa Only

\*\* PP : Pre Primary, \*\*\* This does not include Pre-Primary Enrollment

## SCHOOL EDUCATION : DISTRICT REPORT CARD 2017-18

District Name : **Bhilwara**

District Code : **0824**

Total Enrollment By All (Govt.* + Pvt.) Management & Class																		
Class	General			SC			ST			OBC			Total			Minority ***		
	Boys	Girls	Total	Boys	Girls	Total	Boys	Girls	Total	Boys	Girls	Total	Boys	Girls	Total	Boys	Girls	Total
<b>**PP</b>	7464	5983	13447	5022	3779	8801	1084	717	1801	17148	12769	29917	30718	23248	53966	2660	2170	4830
<b>I</b>	3777	3372	7149	5682	5261	10943	3662	3083	6745	16362	15046	31408	29483	26762	56245	1691	1556	3247
<b>II</b>	3626	3229	6855	5376	5140	10516	3519	2942	6461	16069	14803	30872	28590	26114	54704	1695	1540	3235
<b>III</b>	3796	3414	7210	5546	5093	10639	3541	2954	6495	15996	14936	30932	28879	26397	55276	1758	1550	3308
<b>IV</b>	3810	3271	7081	5037	4464	9501	2814	2262	5076	14677	13685	28362	26338	23682	50020	1508	1435	2943
<b>V</b>	3858	3109	6967	4696	4189	8885	2612	1880	4492	14352	12775	27127	25518	21953	47471	1489	1329	2818
<b>Total 1-5</b>	18867	16395	35262	26337	24147	50484	16148	13121	29269	77456	71245	148701	138808	124908	263716	8141	7410	15551
<b>VI</b>	3730	3117	6847	4645	3989	8634	2296	1495	3791	14219	12856	27075	24890	21457	46347	1351	1301	2652
<b>VII</b>	3594	3286	6880	4370	3761	8131	2079	1371	3450	13764	12013	25777	23807	20431	44238	1383	1342	2725
<b>VIII</b>	3772	3315	7087	4582	3988	8570	1878	1354	3232	13679	12105	25784	23911	20762	44673	1316	1254	2570
<b>Total 6-8</b>	11096	20814	20814	13597	11738	25335	6253	4220	10473	41662	36974	78636	72608	62650	135258	4050	3897	7947
<b>IX</b>	29963	26113	56076	39934	35885	75819	22401	17341	39742	119118	108219	227337	211416	187558	398974	12191	11307	23498
<b>X</b>	3786	3323	7109	4341	3342	7683	1698	1088	2786	13239	10107	23346	23064	17860	40924	1051	1071	2122
<b>Total 9-10</b>	3209	2871	6080	2470	2140	4610	1024	756	1780	8356	6866	15222	15059	12633	27692	738	727	1465
<b>XI</b>	6995	6194	13189	6811	5482	12293	2722	1844	4566	21595	16973	38568	38123	30493	68616	1789	1798	3587
<b>XII</b>	2792	2683	5475	2044	1651	3695	795	581	1376	6201	5067	11268	11832	9982	21814	439	598	1037
<b>Total 11-12</b>	2491	2418	4909	1631	1377	3008	730	512	1242	5171	4324	9495	10023	8631	18654	319	488	807
<b>Total 9-12</b>	5283	5101	10384	3675	3028	6703	1525	1093	2618	11372	9391	20763	21855	18613	40468	758	1086	1844
<b>Total 1-12</b>	12278	11295	23573	10486	8510	18996	4247	2937	7184	32967	26364	59331	59978	49106	109084	2547	2884	5431
<b>GTotal</b>	42241	37408	79649	50420	44395	94815	26648	20278	46926	152085	134583	286668	271394	236664	508058	14738	14191	28929
<b>GTotal</b>	49705	43391	93096	55442	48174	103616	27732	20995	48727	169233	147352	316585	302112	259912	562024	17398	16361	33759

Total Enrollment By Government Management & Class																		
Class	General			SC			ST			OBC			Total			Minority ***		
	Boys	Girls	Total	Boys	Girls	Total	Boys	Girls	Total	Boys	Girls	Total	Boys	Girls	Total	Boys	Girls	Total
<b>**pp</b>	8	2	10	0	0	0	0	0	0	27	10	37	35	12	47	37	15	52
<b>I</b>	845	981	1826	3755	3871	7626	2996	2675	5671	9457	10136	19593	17053	17663	34716	669	730	1399
<b>II</b>	836	983	1819	3503	3812	7315	2885	2545	5430	9418	10328	19746	16642	17668	34310	722	757	1479
<b>III</b>	920	1075	1995	3764	3874	7638	2920	2562	5482	9445	10685	20130	17049	18196	35245	767	808	1575
<b>IV</b>	923	1125	2048	3442	3386	6828	2342	1947	4289	8682	9820	18502	15389	16278	31667	658	773	1431
<b>V</b>	1023	1130	2153	3271	3283	6554	2148	1589	3737	8786	9364	18150	15228	15366	30594	703	765	1468
<b>Total 1-5</b>	4547	5294	89718	17735	18226	35961	13291	11318	24609	45788	50333	96121	81361	85171	166532	3519	3833	7352
<b>VI</b>	1180	1364	2544	3371	3284	6655	1855	1263	3118	9407	10161	19568	15813	16072	31885	713	816	1529
<b>VII</b>	1208	1553	2761	3367	3210	6577	1730	1193	2923	9646	9723	19369	15951	15679	31630	752	871	1623
<b>VIII</b>	1376	1651	3027	3714	3486	7200	1538	1186	2724	10187	10187	20374	16815	16510	34478	751	884	1635
<b>Total 6-8</b>	3764	4568	8332	10452	9980	20432	5123	3642	8765	29240	30071	59311	48579	48261	96840	2216	2571	4787
<b>Total 1-8</b>	8311	9862	18173	28187	28206	56393	18414	14960	33374	75028	80404	155432	129940	133432	263372	5735	6404	12139
<b>IX</b>	1947	2062	4009	3874	3079	6953	1514	1015	2529	11371	9129	20500	18706	15285	33991	733	951	1684
<b>X</b>	1469	1616	3085	2072	1881	3953	851	657	1508	6675	5996	12671	11067	10150	21217	475	611	1086
<b>Total 9-10</b>	3416	3678	7094	5946	4960	10906	2365	1672	4037	18046	15125	33171	29773	25435	55208	1208	1562	2770
<b>XI</b>	1543	1669	3212	1835	1539	3374	714	530	1244	5476	4609	10085	9568	8347	17915	332	544	876
<b>XII</b>	1321	1482	2803	1477	1267	2744	673	476	1149	4464	3917	8381	7935	7142	15077	251	432	683
<b>Total 11-12</b>	2864	3151	6015	3312	2806	6118	1387	1006	2393	9940	8526	18466	17503	15489	32992	583	976	1559
<b>Total 9-12</b>	6280	6829	13109	9258	7766	17024	3752	2678	6430	27986	23651	51637	47276	40924	88200	1791	2538	4329
<b>Total 1-12</b>	14591	16691	31282	37445	35972	73417	22166	17638	39804	103014	104055	207069	177216	174356	351572	7526	8942	16468
<b>GTotal</b>	14599	16693	31292	37445	35972	73417	22166	17638	39804	103041	104065	207106	177251	174368	351619	7563	8957	16520

\* Govt. Management Includes Deptt. of Edu., T&W, Local Body, Sanskrit Edu., KGBV, Shiksha Karmi Management, Madarsa Only

\*\* PP : Pre Primary, \*\*\* Minority Enrollment is Included In ALL Category,

**SCHOOL EDUCATION : DISTRICT REPORT CARD 2017-18**

District Name : **Bhilwara**

District Code : **0824**

Class Room/Other Room /Building Status/Facilities (Govt. Management*)													
School Category	Status of Class Rooms						Number of Schools		Building Status				
	Class Rooms	Other Rooms	Sch. Req. Maj. Rep.	Class Req. Maj. Rep.	No. of Sch Req. ACR	No. of ACR Req. in	Library	Computer Room	Own	Rented	Rent Free	No Building	Total
PS Only	4210	852	262	427	23	23	447	0	1354	0	16	14	1384
UPS	6444	1310	247	525	120	202	897	43	936	0	0	0	936
<b>Total</b>	<b>10654</b>	<b>2162</b>	<b>509</b>	<b>952</b>	<b>143</b>	<b>225</b>	<b>1344</b>	<b>43</b>	<b>2290</b>	<b>0</b>	<b>16</b>	<b>14</b>	<b>2320</b>
Secondary	1008	283	26	67	21	63	99	14	103	0	0	0	103
Sr. Secondary	4877	1754	84	186	145	711	430	146	439	0	0	0	439
<b>G.Total</b>	<b>16539</b>	<b>4199</b>	<b>619</b>	<b>1205</b>	<b>309</b>	<b>999</b>	<b>1873</b>	<b>203</b>	<b>2832</b>	<b>0</b>	<b>16</b>	<b>14</b>	<b>2862</b>

**Number of Schools (Govt. Own Building)**

School Category	Number of Schools Having Facilities (Govt. Own Building)											
	Total Schools	Single Class room	Single Teacher	Separate Toilets for B & G	Single Toilet	No toilets	Functional Toilet	Hand Wash Facility	Drinking Water	Play ground	No Boundry	
PS Only	1354	11	301	1354	0	0	1353	902	1115	674	638	
UPS	936	2	23	936	0	0	936	707	858	603	77	
<b>Total</b>	<b>2290</b>	<b>13</b>	<b>324</b>	<b>2290</b>	<b>0</b>	<b>0</b>	<b>2289</b>	<b>1609</b>	<b>1973</b>	<b>1277</b>	<b>715</b>	
Secondary	103	2	0	103	0	0	103	77	98	63	3	
Sr. Secondary	439	14	0	439	0	0	439	333	409	326	24	
<b>G.Total</b>	<b>2832</b>	<b>29</b>	<b>324</b>	<b>2832</b>	<b>0</b>	<b>0</b>	<b>2831</b>	<b>2019</b>	<b>2480</b>	<b>1666</b>	<b>742</b>	

**Number of Schools (Govt. Own Building)**

School Category	Number of Schools Having Facilities (Govt. Own Building)											
	HM Room Req.**	Electricity	Ramps	B.Wall/ Fencing	Staff room for Teacher	Art & Craft Room	Approach Road To School	Arts Streams School	Science Streams School	Commerce Streams School	Vocational Streams School	
PS Only	0	235	1188	716	17	0	921	0	0	0	0	
UPS	6	742	852	859	32	0	815	0	0	0	0	
<b>Total</b>	<b>6</b>	<b>977</b>	<b>2040</b>	<b>1575</b>	<b>49</b>	<b>0</b>	<b>1736</b>	<b>0</b>	<b>0</b>	<b>0</b>	<b>0</b>	
Secondary	44	103	91	100	16	5	95	0	0	0	2	
Sr. Secondary	238	438	401	415	110	178	405	399	77	44	52	
<b>G.Total</b>	<b>288</b>	<b>1518</b>	<b>2532</b>	<b>2090</b>	<b>175</b>	<b>183</b>	<b>2236</b>	<b>399</b>	<b>77</b>	<b>44</b>	<b>54</b>	

**Enrollment (Agewise)**

**Indicators (%)**

**Number of Schools (Govt.)**

Age Group	Boys	Girls	Total	School Category	PTR (Govt) ***	SCR (Govt) ***	Gender Gap				PTR> 30/35	SCR> 30/35	PTR> 100	SCR> 100
							SC	ST	All	Min.				
Below 6	11295	10789	22084											
6 to 11	122565	110560	233125	PS Only	26	16	4.34	10.34	5.27	4.70	797	66	18	0
11 to 14	66299	57398	123697	UPS	17	22	7.34	19.41	7.36	1.93	63	106	1	2
6 to 14	188864	167958	356822	Elementary	23	20	5.34	12.73	5.98	3.76	860	172	19	2
14 to 16	37890	35626	73516	Secondary	17	45	10.81	19.23	11.12	-0.25	4	49	0	8
16 to 18	20718	20623	41341	Sr. Secondary	18	53	9.65	16.50	8.01	-17.79	15	138	1	30

\* Govt. Management Includes Deptt. of Education, Local Body, Sanskrit Education and Shiksha Karmi Management Only.

\*\* Remaining Schools Either having HM Room or not required HM Room as per RTE Norms.

\*\*\* PTR and SCR calculated only for Govt Own Management Schools.

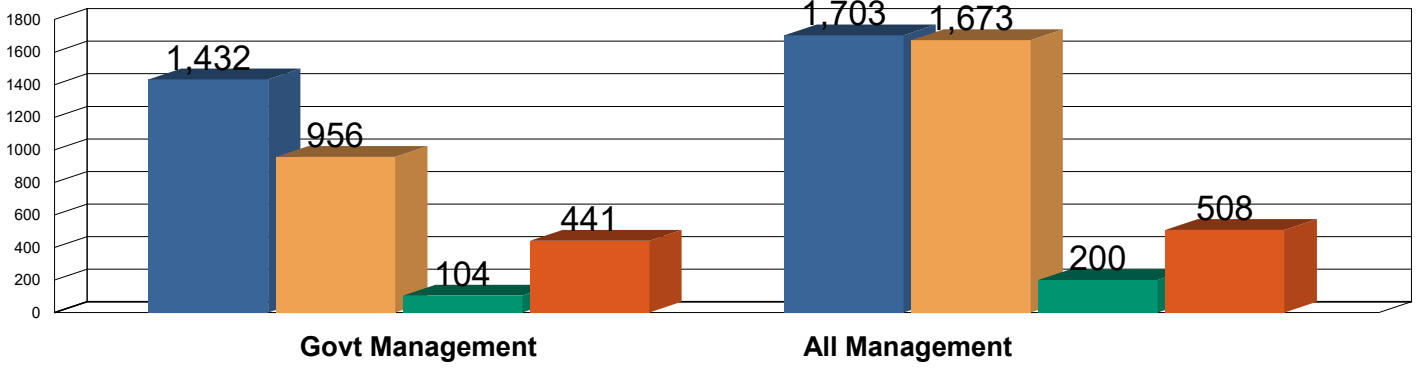
**SCHOOL EDUCATION : DISTRICT REPORT CARD 2017-18**

District Name : **BHILWARA**

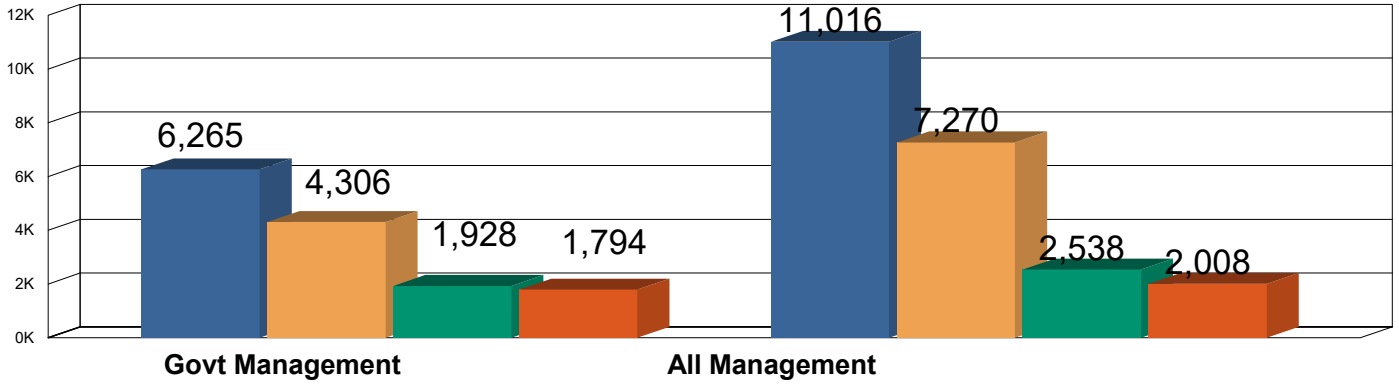
District Code : **0824**

■ PS     
 ■ UPS     
 ■ SEC.     
 ■ SR. SEC

**No. of Schools**

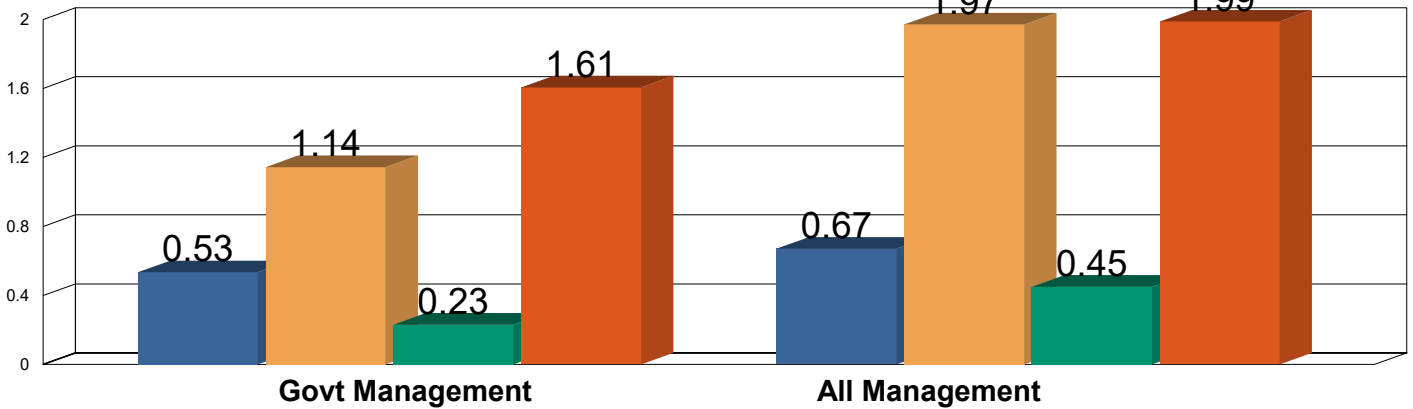


**No. of Teachers**



(Fig. in Lakh)

**Enrollment**





**SCHOOL EDUCATION : DISTRICT REPORT CARD 2017-18**

**District Name : BIKANER**

**District Code : 0803**

Blocks	7	PEEO/ CRC	317	Total Schools	3387	Total Teachers	22150	Total Enrollment	629340			
<b>Details of school</b>												
Total Number of Schools							No. of Schools by School Type (Govt)					
School Category	Government			Private			Boys	Girls	Co-Ed	Total		
	Urban	Rural	Total	Urban	Rural	Total						
PS	62	1121	1183	53	150	203	0	1	1182	1183		
UPS	66	429	495	261	421	682	0	8	487	495		
Secondary	23	103	126	132	90	222	0	3	123	126		
Sr. Secondar	37	222	259	109	108	217	0	5	254	259		
<b>Total</b>	<b>188</b>	<b>1875</b>	<b>2063</b>	<b>555</b>	<b>769</b>	<b>1324</b>	<b>0</b>	<b>17</b>	<b>2046</b>	<b>2063</b>		
<b>Number of Schools By School Category &amp; Management</b>												
School Category	Dept of Edu.	Tribal	Social Welfare	Local Body	Sans. Edu.	SKS	KGBV	Madarsa	Total State Govt School	Ctr. Govt	Private	Grand Total
Primary only with grades 1 to 5	17	0	0	910	19	177	0	60	1183	0	203	1386
Upper Primary with grades 1 to 8	461	0	0	0	19	1	0	9	490	0	681	1171
Secondary with grades 1 to 10	115	0	0	0	6	0	0	1	122	1	214	337
Higher Secondary with grades 1 to 12	243	0	0	0	3	0	0	0	246	3	190	439
Upper Primary only with grades 6 to 8	0	0	0	0	0	0	5	0	5	0	1	6
Secondary with grades 6 to 10	4	0	0	0	0	0	0	0	4	0	7	11
Higher Secondary with grades 6 to 12	12	0	0	0	0	0	0	0	12	1	18	31
Higher Secondary with grades 9 to 12	1	0	0	0	0	0	0	0	1	0	5	6
<b>Grand Total</b>	<b>853</b>	<b>0</b>	<b>0</b>	<b>910</b>	<b>47</b>	<b>178</b>	<b>5</b>	<b>70</b>	<b>2063</b>	<b>5</b>	<b>1319</b>	<b>3387</b>
<b>Total Number of Teachers</b>												
Classes Taught	Government (State)			Private			Gender Distribution of Teachers (Govt)					
	Male	Female	Total	Male	Female	Total	School Category	Male	Female	Total		
Primary	2807	1652	4459	3072	2419	5491	PS	1452	731	2183		
Upper Primary	1649	973	2622	2382	1713	4095	UPS	1552	902	2454		
Secondary	1027	582	1609	1028	729	1757	Secondary	779	479	1258		
Sr. Secondar	769	478	1247	554	316	870	Sr. Secondary	2469	1573	4042		
<b>Total</b>	<b>6252</b>	<b>3685</b>	<b>9937</b>	<b>7036</b>	<b>5177</b>	<b>12213</b>	<b>Total</b>	<b>6252</b>	<b>3685</b>	<b>9937</b>		
<b>Enrollment</b>												
Enrollment of SC/ST (ALL Mgt)	Primary (1-5)	Upper Pri.(6-8)	Sec./Sr. Sec.(9-12)	Total Enrollment School Category Wise***								
% SC Enrollment	25.25	20.59	16.38	School Cat.	Govt.	Pvt.	Urban Govt.	Rural Govt.				
% SC girls to SC Enrollment	45.94	43.62	39.21	PS Only	45630	20038	2949	42681				
% ST Enrollment	0.50	0.45	0.47	UPS	63330	120520	8533	54797				
% ST girls to ST Enrollment	43.12	44.63	34.50	Secondary	35849	66404	5393	30456				
% Minority Enrollment	8.88	6.90	4.62	Sr. Secondary	116557	123181	21625	94932				
% Min. girls to Min. Enrollment	45.90	44.49	36.34	G.Total	261366	330143	38500	222866				

\* Govt. Management Includes Deptt. of Edu., T&W,Local Body, Sanskrit Edu., KGBV,Shiksha Karmi Management, Madarsa Only

\*\* PP : Pre Primary, \*\*\* This does not include Pre-Primary Enrollment

## SCHOOL EDUCATION : DISTRICT REPORT CARD 2017-18

District Name : **Bikaner**

District Code : **0803**

### Total Enrollment By All (Govt.\* + Pvt.) Management & Class

Total Enrollment By All (Govt.* + Pvt.) Management & Class																		
Class	General			SC			ST			OBC			Total			Minority ***		
	Boys	Girls	Total	Boys	Girls	Total	Boys	Girls	Total	Boys	Girls	Total	Boys	Girls	Total	Boys	Girls	Total
<b>**PP</b>	6209	5569	11778	2743	2206	4949	155	127	282	11348	9474	20822	20455	17376	37831	2324	1975	4299
<b>I</b>	7317	6321	13638	8684	7366	16050	159	132	291	17458	15125	32583	33618	28944	62562	3025	2446	5471
<b>II</b>	7389	6569	13958	9685	8292	17977	201	149	350	17589	15895	33484	34864	30905	65769	3236	2780	6016
<b>III</b>	7576	6729	14305	9168	8050	17218	182	154	336	18222	16468	34690	35148	31401	66549	3243	2861	6104
<b>IV</b>	7024	6146	13170	7971	6697	14668	165	98	263	16952	15041	31993	32112	27982	60094	2851	2400	5251
<b>V</b>	6812	5805	12617	6878	5620	12498	174	135	309	16097	13994	30091	29961	25554	55515	2559	2168	4727
<b>Total</b>	36118	31570	67688	42386	36025	78411	881	668	1549	86318	76523	162841	165703	144786	310489	14914	12655	27569
<b>1-5</b>																		
<b>VI</b>	6179	5358	11537	5849	4542	10391	129	95	224	15117	12954	28071	27274	22949	50223	2023	1704	3727
<b>VII</b>	6076	5064	11140	5694	4299	9993	124	97	221	14890	12655	27545	26784	22115	48899	1938	1511	3449
<b>VIII</b>	6226	5154	11380	5688	4491	10179	118	107	225	15059	12462	27521	27091	22214	49305	1721	1339	3060
<b>Total</b>	18481	34057	34057	17231	13332	30563	371	299	670	45066	38071	83137	81149	67278	148427	5682	4554	10236
<b>6-8</b>																		
<b>Total</b>	54599	47146	101745	59617	49357	108974	1252	967	2219	131384	114594	245978	246852	212064	458916	20596	17209	37805
<b>1-8</b>																		
<b>IX</b>	5598	4496	10094	4715	3099	7814	108	59	167	13093	10253	23346	23514	17907	41421	1300	858	2158
<b>X</b>	5509	4032	9541	3661	2450	6111	141	65	206	12433	9171	21604	21744	15718	37462	1133	714	1847
<b>Total</b>	11107	8528	19635	8376	5549	13925	249	124	373	25526	19424	44950	45258	33625	78883	2433	1572	4005
<b>9-10</b>																		
<b>XI</b>	4664	3405	8069	2525	1669	4194	80	53	133	9286	6614	15900	16555	11741	28296	782	370	1152
<b>XII</b>	4339	3048	7387	2305	1299	3604	81	39	120	8751	5552	14303	15476	9938	25414	685	284	969
<b>Total</b>	9003	6453	15456	4830	2968	7798	161	92	253	18037	12166	30203	32031	21679	53710	1467	654	2121
<b>Total</b>	20110	14981	35091	13206	8517	21723	410	216	626	43563	31590	75153	77289	55304	132593	3900	2226	6126
<b>Total</b>	74709	62127	136836	72823	57874	130697	1662	1183	2845	174947	146184	321131	324141	267368	591509	24496	19435	43931
<b>GTotal</b>	80918	67696	148614	75566	60080	135646	1817	1310	3127	186295	155658	341953	344596	284744	629340	26820	21410	48230

### Total Enrollment By Government Management & Class

Total Enrollment By Government Management & Class																		
Class	General			SC			ST			OBC			Total			Minority ***		
	Boys	Girls	Total	Boys	Girls	Total	Boys	Girls	Total	Boys	Girls	Total	Boys	Girls	Total	Boys	Girls	Total
<b>**pp</b>	6	12	18	12	11	23	0	0	0	68	63	131	86	86	172	29	40	69
<b>I</b>	2330	2325	4655	5655	5203	10858	43	48	91	5387	5857	11244	13415	13433	26848	1394	1192	2586
<b>II</b>	2402	2737	5139	6210	5946	12156	58	59	117	5615	6719	12334	14285	15461	29746	1629	1595	3224
<b>III</b>	2395	2811	5206	6117	6014	12131	39	52	91	5665	6658	12323	14216	15535	29751	1592	1549	3141
<b>IV</b>	2078	2475	4553	5223	4898	10121	29	26	55	4889	6181	11070	12219	13580	25799	1309	1330	2639
<b>V</b>	1845	2292	4137	4304	4142	8446	28	45	73	4312	5648	9960	10489	12127	22616	1111	1185	2296
<b>Total</b>	11050	12640	81186	27509	26203	53712	197	230	427	25868	31063	56931	64624	70136	134760	7035	6851	13886
<b>VI</b>	1668	1989	3657	3780	3359	7139	20	24	44	4097	5405	9502	9565	10777	20342	719	801	1520
<b>VII</b>	1694	2014	3708	3840	3235	7075	26	20	46	4436	5800	10236	9996	11069	21065	754	774	1528
<b>VIII</b>	1849	2153	4002	3935	3403	7338	18	29	47	4907	6140	11047	10709	11725	24142	624	698	1322
<b>Total</b>	5211	6156	11367	11555	9997	21552	64	73	137	13440	17345	30785	30270	33571	63841	2097	2273	4370
<b>Total</b>	16261	18796	35057	39064	36200	75264	261	303	564	39308	48408	87716	94894	103707	198601	9132	9124	18256
<b>IX</b>	2026	1986	4012	3347	2361	5708	23	13	36	5191	5779	10970	10587	10139	20726	495	409	904
<b>X</b>	1678	1667	3345	2294	1649	3943	21	9	30	4254	4587	8841	8247	7912	16159	386	314	700
<b>Total</b>	3704	3653	7357	5641	4010	9651	44	22	66	9445	10366	19811	18834	18051	36885	881	723	1604
<b>XI</b>	1875	1572	3447	1719	1139	2858	22	17	39	4295	3595	7890	7911	6323	14234	390	144	534
<b>XII</b>	1513	1283	2796	1461	854	2315	20	17	37	3658	2840	6498	6652	4994	11646	367	121	488
<b>Total</b>	3388	2855	6243	3180	1993	5173	42	34	76	7953	6435	14388	14563	11317	25880	757	265	1022
<b>Total</b>	7092	6508	13600	8821	6003	14824	86	56	142	17398	16801	34199	33397	29368	62765	1638	988	2626
<b>Total</b>	23353	25304	48657	47885	42203	90088	347	359	706	56706	65209	121915	128291	133075	261366	10770	10112	20882
<b>GTotal</b>	23359	25316	48675	47897	42214	90111	347	359	706	56774	65272	122046	128377	133161	261538	10799	10152	20951

\* Govt. Management Includes Deptt. of Edu., T&W, Local Body, Sanskrit Edu., KGBV, Shiksha Karmi Management, Madarsa Only

\*\* PP : Pre Primary, \*\*\* Minority Enrollment is Included In ALL Category,

**SCHOOL EDUCATION : DISTRICT REPORT CARD 2017-18**

District Name : **Bikaner**

District Code : **0803**

Class Room/Other Room /Building Status/Facilities (Govt. Management*)													
School Category	Status of Class Rooms						Number of Schools		Building Status				
	Class Rooms	Other Rooms	Sch. Req. Maj. Rep.	Class Req. Maj. Rep.	No. of Sch Req. ACR	No. of ACR Req. in	Library	Computer Room	Own	Rented	Rent Free	No Building	Total
PS Only	5397	1716	289	578	7	8	521	0	1102	9	12	0	1123
UPS	4368	1379	159	372	12	21	426	49	453	21	7	0	481
<b>Total</b>	<b>9765</b>	<b>3095</b>	<b>448</b>	<b>950</b>	<b>19</b>	<b>29</b>	<b>947</b>	<b>49</b>	<b>1555</b>	<b>30</b>	<b>19</b>	<b>0</b>	<b>1604</b>
Secondary	1355	482	25	71	26	74	114	20	124	0	1	0	125
Sr. Secondary	3282	1284	64	209	82	403	238	83	257	2	0	0	259
<b>G.Total</b>	<b>14402</b>	<b>4861</b>	<b>537</b>	<b>1230</b>	<b>127</b>	<b>506</b>	<b>1299</b>	<b>152</b>	<b>1936</b>	<b>32</b>	<b>20</b>	<b>0</b>	<b>1988</b>

**Number of Schools (Govt. Own Building)**

School Category	Number of Schools Having Facilities (Govt. Own Building)											
	Total Schools	Single Class room	Single Teacher	Separate Toilets for B & G	Single Toilet	No toilets	Functional Toilet	Hand Wash Facility	Drinking Water	Play ground	No Boundry	
PS Only	1102	5	368	1102	0	0	1083	548	886	338	326	
UPS	453	0	12	453	0	0	444	267	413	204	19	
<b>Total</b>	<b>1555</b>	<b>5</b>	<b>380</b>	<b>1555</b>	<b>0</b>	<b>0</b>	<b>1527</b>	<b>815</b>	<b>1299</b>	<b>542</b>	<b>345</b>	
Secondary	124	1	0	124	0	0	122	87	119	41	4	
Sr. Secondary	257	0	0	257	0	0	252	180	247	116	7	
<b>G.Total</b>	<b>1936</b>	<b>6</b>	<b>380</b>	<b>1936</b>	<b>0</b>	<b>0</b>	<b>1901</b>	<b>1082</b>	<b>1665</b>	<b>699</b>	<b>356</b>	

**Number of Schools (Govt. Own Building)**

School Category	Number of Schools Having Facilities (Govt. Own Building)											
	HM Room Req.**	Electricity	Ramps	B.Wall/ Fencing	Staff room for Teacher	Art & Craft Room	Approach Road To School	Arts Streams School	Science Streams School	Commerce Streams School	Vocational Streams School	
PS Only	4	115	724	776	23	0	731	0	0	0	0	
UPS	7	315	363	434	26	0	375	0	0	0	0	
<b>Total</b>	<b>11</b>	<b>430</b>	<b>1087</b>	<b>1210</b>	<b>49</b>	<b>0</b>	<b>1106</b>	<b>0</b>	<b>0</b>	<b>0</b>	<b>0</b>	
Secondary	79	124	85	120	17	27	116	0	0	0	2	
Sr. Secondary	159	256	185	250	75	90	246	245	47	39	28	
<b>G.Total</b>	<b>249</b>	<b>810</b>	<b>1357</b>	<b>1580</b>	<b>141</b>	<b>117</b>	<b>1468</b>	<b>245</b>	<b>47</b>	<b>39</b>	<b>30</b>	

**Enrollment (Agewise)**

**Indicators (%)**

**Number of Schools (Govt.)**

Age Group	Boys	Girls	Total	School Category	PTR (Govt) ***	SCR (Govt) ***	Gender Gap				PTR> 30/35	SCR> 30/35	PTR> 100	SCR> 100
							SC	ST	All	Min.				
Below 6	16745	14117	30862											
6 to 11	146363	127779	274142	PS Only	29	12	8.11	13.75	6.74	8.19	636	47	35	0
11 to 14	71552	60669	132221	UPS	15	24	12.76	10.75	9.35	11.02	31	104	0	1
6 to 14	217915	188448	406363	Elementary	26	17	9.42	12.84	7.58	8.96	667	151	35	1
14 to 16	42652	40435	83087	Secondary	14	57	20.30	33.51	14.75	21.50	0	25	0	3
16 to 18	25114	24686	49800	Sr. Secondary	21	63	23.88	27.27	19.27	38.33	9	84	0	19

\* Govt. Management Includes Deptt. of Education, Local Body, Sanskrit Education and Shiksha Karmi Management Only.

\*\* Remaining Schools Either having HM Room or not required HM Room as per RTE Norms.

\*\*\* PTR and SCR calculated only for Govt Own Management Schools.

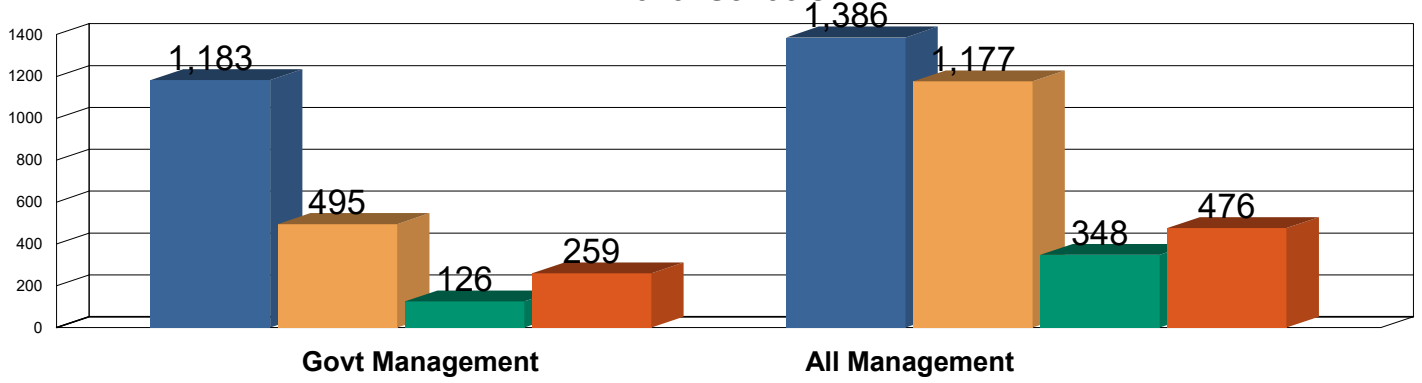
**SCHOOL EDUCATION : DISTRICT REPORT CARD 2017-18**

District Name : **BIKANER**

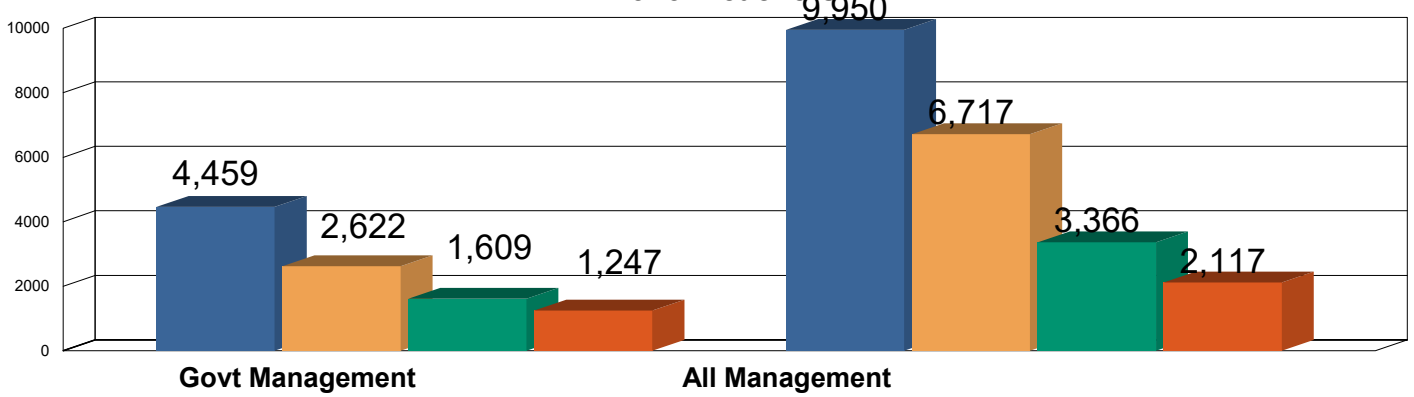
District Code : **0803**

■ PS     
 ■ UPS     
 ■ SEC.     
 ■ SR. SEC

**No. of Schools**

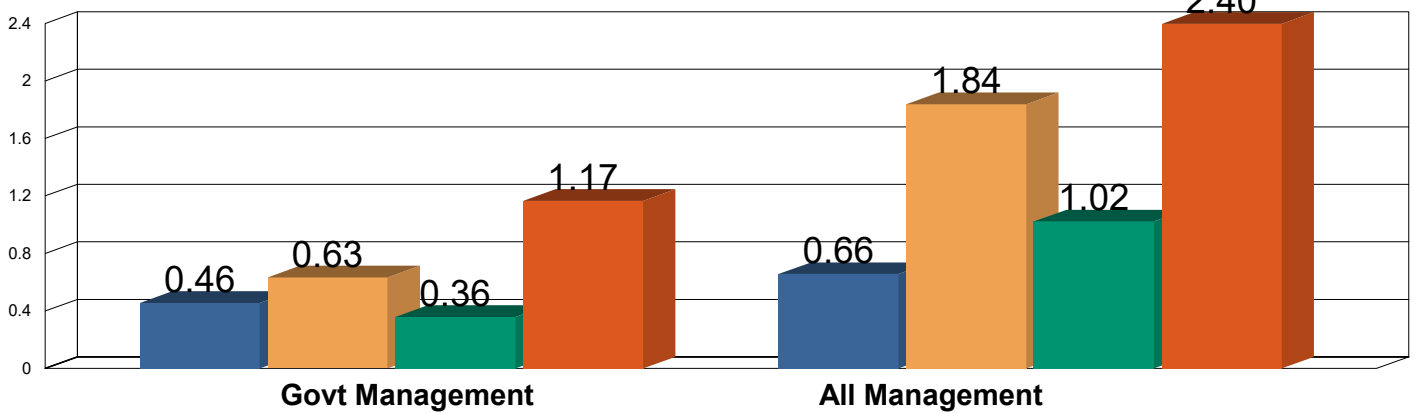


**No. of Teachers**



(Fig. in Lakh)

**Enrollment**



**SCHOOL EDUCATION : DISTRICT REPORT CARD 2017-18**

**District Name : BUNDI**

**District Code : 0823**

Blocks	5	PEEO/ CRC	192	Total Schools	1882	Total Teachers	12294	Total Enrollment	270465			
<b>Details of school</b>												
Total Number of Schools							No. of Schools by School Type (Govt)					
School Category	Government			Private			Boys	Girls	Co-Ed	Total		
	Urban	Rural	Total	Urban	Rural	Total						
PS	57	591	648	15	58	73	0	0	648	648		
UPS	19	361	380	80	233	313	0	12	368	380		
Secondary	12	48	60	48	61	109	0	3	57	60		
Sr. Secondar	19	186	205	53	41	94	0	2	203	205		
<b>Total</b>	<b>107</b>	<b>1186</b>	<b>1293</b>	<b>196</b>	<b>393</b>	<b>589</b>	<b>0</b>	<b>17</b>	<b>1276</b>	<b>1293</b>		
<b>Number of Schools By School Category &amp; Management</b>												
School Category	Dept of Edu.	Tribal	Social Welfare	Local Body	Sans. Edu.	SKS	KGBV	Madarsa	Total State Govt School	Ctr. Govt	Private	Grand Total
Primary only with grades 1 to 5	30	0	0	562	7	4	0	45	648	0	73	721
Upper Primary with grades 1 to 8	345	0	0	15	14	0	0	2	376	1	312	689
Secondary with grades 1 to 10	54	0	0	0	5	0	0	0	59	0	108	167
Higher Secondary with grades 1 to 12	194	0	0	0	2	0	0	1	197	0	92	289
Upper Primary only with grades 6 to 8	0	0	0	0	0	0	4	0	4	0	0	4
Secondary with grades 6 to 10	1	0	0	0	0	0	0	0	1	0	1	2
Higher Secondary with grades 6 to 12	6	0	1	0	0	0	0	0	7	1	1	9
Higher Secondary with grades 9 to 12	0	0	0	0	1	0	0	0	1	0	0	1
<b>Grand Total</b>	<b>630</b>	<b>0</b>	<b>1</b>	<b>577</b>	<b>29</b>	<b>4</b>	<b>4</b>	<b>48</b>	<b>1293</b>	<b>2</b>	<b>587</b>	<b>1882</b>
<b>Total Number of Teachers</b>												
Classes Taught	Government (State)			Private			Gender Distribution of Teachers (Govt)					
	Male	Female	Total	Male	Female	Total	School Category	Male	Female	Total		
Primary	1678	984	2662	1143	1388	2531	PS	778	427	1205		
Upper Primary	1316	514	1830	1091	780	1871	UPS	1299	564	1863		
Secondary	935	318	1253	558	269	827	Secondary	405	218	623		
Sr. Secondar	681	249	930	302	88	390	Sr. Secondary	2128	856	2984		
<b>Total</b>	<b>4610</b>	<b>2065</b>	<b>6675</b>	<b>3094</b>	<b>2525</b>	<b>5619</b>	<b>Total</b>	<b>4610</b>	<b>2065</b>	<b>6675</b>		
<b>Enrollment</b>												
Enrollment of SC/ST (ALL Mgt)	Primary (1-5)	Upper Pri.(6-8)	Sec./Sr. Sec.(9-12)	Total Enrollment School Category Wise***								
% SC Enrollment	21.26	20.41	18.85	School Cat.	Govt.	Pvt.	Urban Govt.	Rural Govt.				
% SC girls to SC Enrollment	47.24	47.32	42.69	PS Only	23754	3902	2374	21380				
% ST Enrollment	21.46	20.66	21.62	UPS	39770	34828	1818	37952				
% ST girls to ST Enrollment	47.13	45.39	43.40	Secondary	13662	22413	2744	10918				
% Minority Enrollment	6.25	5.78	5.20	Sr. Secondary	73025	36146	9551	63474				
% Min. girls to Min. Enrollment	48.59	47.55	50.14	<b>G.Total</b>	<b>150211</b>	<b>97289</b>	<b>16487</b>	<b>133724</b>				

\* Govt. Management Includes Deptt. of Edu., T&W,Local Body, Sanskrit Edu., KGBV,Shiksha Karmi Management, Madarsa Only

\*\* PP : Pre Primary, \*\*\* This does not include Pre-Primary Enrollment

## SCHOOL EDUCATION : DISTRICT REPORT CARD 2017-18

**District Name : Bundi**
**District Code : 0823**

Total Enrollment By All (Govt.* + Pvt.) Management & Class																		
Class	General			SC			ST			OBC			Total			Minority ***		
	Boys	Girls	Total	Boys	Girls	Total	Boys	Girls	Total	Boys	Girls	Total	Boys	Girls	Total	Boys	Girls	Total
<b>**PP</b>	1689	1328	3017	2375	1784	4159	2073	1315	3388	7195	5206	12401	13332	9633	22965	1186	948	2134
<b>I</b>	902	753	1655	2880	2536	5416	2840	2525	5365	6887	6222	13109	13509	12036	25545	874	779	1653
<b>II</b>	772	737	1509	2754	2615	5369	2804	2573	5377	6614	5868	12482	12944	11793	24737	825	805	1630
<b>III</b>	842	729	1571	2927	2613	5540	2886	2614	5500	6608	6069	12677	13263	12025	25288	807	746	1553
<b>IV</b>	816	728	1544	2412	2172	4584	2593	2214	4807	5946	5381	11327	11767	10495	22262	693	674	1367
<b>V</b>	835	729	1564	2374	2014	4388	2378	2109	4487	5598	5125	10723	11185	9977	21162	625	610	1235
<b>Total 1-5</b>	4167	3676	7843	13347	11950	25297	13501	12035	25536	31653	28665	60318	62668	56326	118994	3824	3614	7438
<b>VI</b>	884	657	1541	2268	1956	4224	2306	1825	4131	5780	4982	10762	11238	9420	20658	635	583	1218
<b>VII</b>	848	692	1540	2159	1931	4090	2300	1933	4233	5538	4655	10193	10845	9211	20056	650	572	1222
<b>VIII</b>	856	719	1575	2223	2087	4310	2374	2043	4417	5767	5066	10833	11220	9915	21135	590	545	1135
<b>Total 6-8</b>	2588	4656	4656	6650	5974	12624	6980	5801	12781	17085	14703	31788	33303	28546	61849	1875	1700	3575
<b>IX</b>	873	721	1594	2551	2163	4714	2603	2153	4756	6217	5053	11270	12244	10090	22334	561	580	1141
<b>X</b>	883	724	1607	1974	1391	3365	2167	1724	3891	5326	4020	9346	10350	7859	18209	511	539	1050
<b>Total 9-10</b>	1756	1445	3201	4525	3554	8079	4770	3877	8647	11543	9073	20616	22594	17949	40543	1072	1119	2191
<b>XI</b>	767	593	1360	1402	1002	2404	1738	1233	2971	3949	3005	6954	7856	5833	13689	343	346	689
<b>XII</b>	841	681	1522	1274	808	2082	1647	1143	2790	3484	2547	6031	7246	5179	12425	312	272	584
<b>Total 11-12</b>	1608	1274	2882	2676	1810	4486	3385	2376	5761	7433	5552	12985	15102	11012	26114	655	618	1273
<b>Total 9-12</b>	3364	2719	6083	7201	5364	12565	8155	6253	14408	18976	14625	33601	37696	28961	66657	1727	1737	3464
<b>Total 1-12</b>	10119	8463	18582	27198	23288	50486	28636	24089	52725	67714	57993	125707	133667	113833	247500	7426	7051	14477
<b>GTotal</b>	11808	9791	21599	29573	25072	54645	30709	25404	56113	74909	63199	138108	146999	123466	270465	8612	7999	16611
Total Enrollment By Government Management & Class																		
Class	General			SC			ST			OBC			Total			Minority ***		
	Boys	Girls	Total	Boys	Girls	Total	Boys	Girls	Total	Boys	Girls	Total	Boys	Girls	Total	Boys	Girls	Total
<b>**pp</b>	0	0	0	10	5	15	2	0	2	70	59	129	82	64	146	27	40	67
<b>I</b>	134	126	260	1733	1787	3520	1790	1883	3673	3334	3605	6939	6991	7401	14392	376	379	755
<b>II</b>	85	156	241	1693	1893	3586	1754	1933	3687	3125	3535	6660	6657	7517	14174	342	415	757
<b>III</b>	133	152	285	1900	1986	3886	1811	2013	3824	3360	3861	7221	7204	8012	15216	351	381	732
<b>IV</b>	108	127	235	1512	1613	3125	1553	1643	3196	2830	3278	6108	6003	6661	12664	289	316	605
<b>V</b>	121	133	254	1466	1488	2954	1395	1608	3003	2703	3175	5878	5685	6404	12089	227	297	524
<b>Total 1-5</b>	581	694	36576	8304	8767	17071	8303	9080	17383	15352	17454	32806	32540	35995	68535	1585	1788	3373
<b>VI</b>	185	177	362	1520	1544	3064	1317	1373	2690	2997	3262	6259	6019	6356	12375	243	297	540
<b>VII</b>	167	204	371	1488	1571	3059	1453	1506	2959	3054	3187	6241	6162	6468	12630	265	317	582
<b>VIII</b>	187	241	428	1590	1735	3325	1534	1668	3202	3416	3687	7103	6727	7331	14128	226	302	528
<b>Total 6-8</b>	539	622	1161	4598	4850	9448	4304	4547	8851	9467	10136	19603	18908	20155	39063	734	916	1650
<b>Total 1-8</b>	1120	1316	2436	12902	13617	26519	12607	13627	26234	24819	27590	52409	51448	56150	107598	2319	2704	5023
<b>IX</b>	315	338	653	1954	1875	3829	1676	1806	3482	4065	3965	8030	8010	7984	15994	288	373	661
<b>X</b>	232	283	515	1194	1082	2276	948	1241	2189	2794	2892	5686	5168	5498	10666	192	293	485
<b>Total 9-10</b>	547	621	1168	3148	2957	6105	2624	3047	5671	6859	6857	13716	13178	13482	26660	480	666	1146
<b>XI</b>	276	306	582	970	814	1784	907	885	1792	2476	2316	4792	4629	4321	8950	164	210	374
<b>XII</b>	252	318	570	770	598	1368	690	748	1438	1861	1766	3627	3573	3430	7003	127	153	280
<b>Total 11-12</b>	528	624	1152	1740	1412	3152	1597	1633	3230	4337	4082	8419	8202	7751	15953	291	363	654
<b>Total 9-12</b>	1075	1245	2320	4888	4369	9257	4221	4680	8901	11196	10939	22135	21380	21233	42613	771	1029	1800
<b>Total 1-12</b>	2195	2561	4756	17790	17986	35776	16828	18307	35135	36015	38529	74544	72828	77383	150211	3090	3733	6823
<b>GTotal</b>	2195	2561	4756	17800	17991	35791	16830	18307	35137	36085	38588	74673	72910	77447	150357	3117	3773	6890

\* Govt. Management Includes Deptt. of Edu., T&W, Local Body, Sanskrit Edu., KGBV, Shiksha Karmi Management, Madarsa Only

\*\* PP : Pre Primary, \*\*\* Minority Enrollment is Included In ALL Category,

**SCHOOL EDUCATION : DISTRICT REPORT CARD 2017-18**

District Name : **Bundi**

District Code : **0823**

Class Room/Other Room /Building Status/Facilities (Govt. Management*)													
School Category	Status of Class Rooms						Number of Schools		Building Status				
	Class Rooms	Other Rooms	Sch. Req. Maj. Rep.	Class Req. Maj. Rep.	No. of Sch Req. ACR	No. of ACR Req. in	Library	Computer Room	Own	Rented	Rent Free	No Building	Total
PS Only	2015	441	131	199	6	6	494	0	593	0	10	0	603
UPS	2677	563	124	230	40	60	363	50	373	0	1	0	374
<b>Total</b>	<b>4692</b>	<b>1004</b>	<b>255</b>	<b>429</b>	<b>46</b>	<b>66</b>	<b>857</b>	<b>50</b>	<b>966</b>	<b>0</b>	<b>11</b>	<b>0</b>	<b>977</b>
Secondary	550	171	14	22	11	31	53	12	59	0	1	0	60
Sr. Secondary	2034	689	45	104	72	287	189	76	202	0	1	0	203
<b>G.Total</b>	<b>7276</b>	<b>1864</b>	<b>314</b>	<b>555</b>	<b>129</b>	<b>384</b>	<b>1099</b>	<b>138</b>	<b>1227</b>	<b>0</b>	<b>13</b>	<b>0</b>	<b>1240</b>

**Number of Schools (Govt. Own Building)**

School Category	Number of Schools Having Facilities (Govt. Own Building)											
	Total Schools	Single Class room	Single Teacher	Separate Toilets for B & G	Single Toilet	No toilets	Functional Toilet	Hand Wash Facility	Drinking Water	Play ground	No Boundry	
PS Only	593	0	140	593	0	0	590	298	531	278	320	
UPS	373	0	11	373	0	0	372	209	345	180	43	
<b>Total</b>	<b>966</b>	<b>0</b>	<b>151</b>	<b>966</b>	<b>0</b>	<b>0</b>	<b>962</b>	<b>507</b>	<b>876</b>	<b>458</b>	<b>363</b>	
Secondary	59	0	0	59	0	0	59	37	58	21	4	
Sr. Secondary	202	3	0	202	0	0	202	134	195	133	18	
<b>G.Total</b>	<b>1227</b>	<b>3</b>	<b>151</b>	<b>1227</b>	<b>0</b>	<b>0</b>	<b>1223</b>	<b>678</b>	<b>1129</b>	<b>612</b>	<b>385</b>	

**Number of Schools (Govt. Own Building)**

School Category	Number of Schools Having Facilities (Govt. Own Building)											
	HM Room Req.**	Electricity	Ramps	B.Wall/ Fencing	Staff room for Teacher	Art & Craft Room	Approach Road To School	Arts Streams School	Science Streams School	Commerce Streams School	Vocational Streams School	
PS Only	1	58	436	273	6	0	342	0	0	0	0	
UPS	0	366	342	330	7	0	304	0	0	0	0	
<b>Total</b>	<b>1</b>	<b>424</b>	<b>778</b>	<b>603</b>	<b>13</b>	<b>0</b>	<b>646</b>	<b>0</b>	<b>0</b>	<b>0</b>	<b>0</b>	
Secondary	23	59	47	55	10	4	58	0	0	0	2	
Sr. Secondary	93	202	151	184	84	81	188	190	30	18	37	
<b>G.Total</b>	<b>117</b>	<b>685</b>	<b>976</b>	<b>842</b>	<b>107</b>	<b>85</b>	<b>892</b>	<b>190</b>	<b>30</b>	<b>18</b>	<b>39</b>	

**Enrollment (Agewise)**

**Indicators (%)**

**Number of Schools (Govt.)**

Age Group	Boys	Girls	Total	School Category	PTR (Govt) ***	SCR (Govt) ***	Gender Gap				PTR> 30/35	SCR> 30/35	PTR> 100	SCR> 100
							SC	ST	All	Min.				
Below 6	5439	4929	10368											
6 to 11	56253	50261	106514	PS Only	26	15	5.52	5.74	5.33	2.82	344	27	3	0
11 to 14	29645	25650	55295	UPS	14	23	5.35	9.22	7.69	4.90	11	82	0	0
6 to 14	85898	75911	161809	Elementary	22	19	5.47	6.90	6.14	3.50	355	109	3	0
14 to 16	20010	19568	39578	Secondary	14	42	12.02	10.33	11.46	-2.15	0	27	0	3
16 to 18	13695	13572	27267	Sr. Secondary	17	44	19.30	17.51	15.66	2.91	6	71	1	13

\* Govt. Management Includes Deptt. of Education, Local Body, Sanskrit Education and Shiksha Karmi Management Only.

\*\* Remaining Schools Either having HM Room or not required HM Room as per RTE Norms.

\*\*\* PTR and SCR calculated only for Govt Own Management Schools.

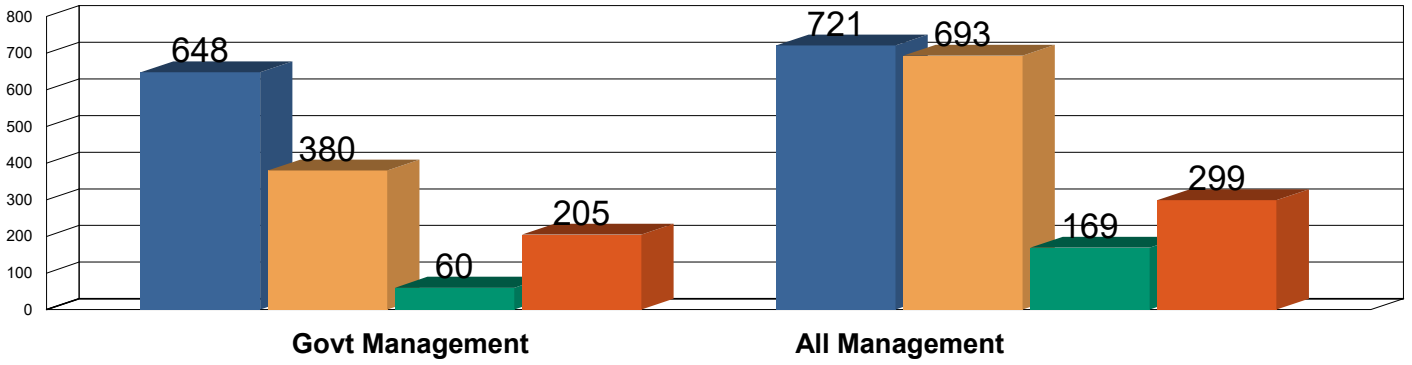
**SCHOOL EDUCATION : DISTRICT REPORT CARD 2017-18**

District Name : **BUNDI**

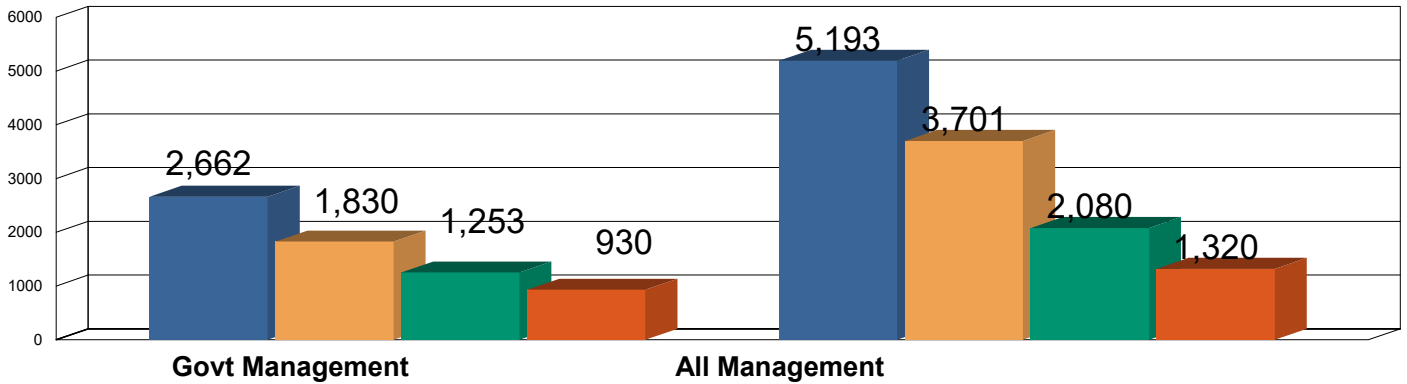
District Code : **0823**

PS      UPS      SEC.      SR. SEC

**No. of Schools**

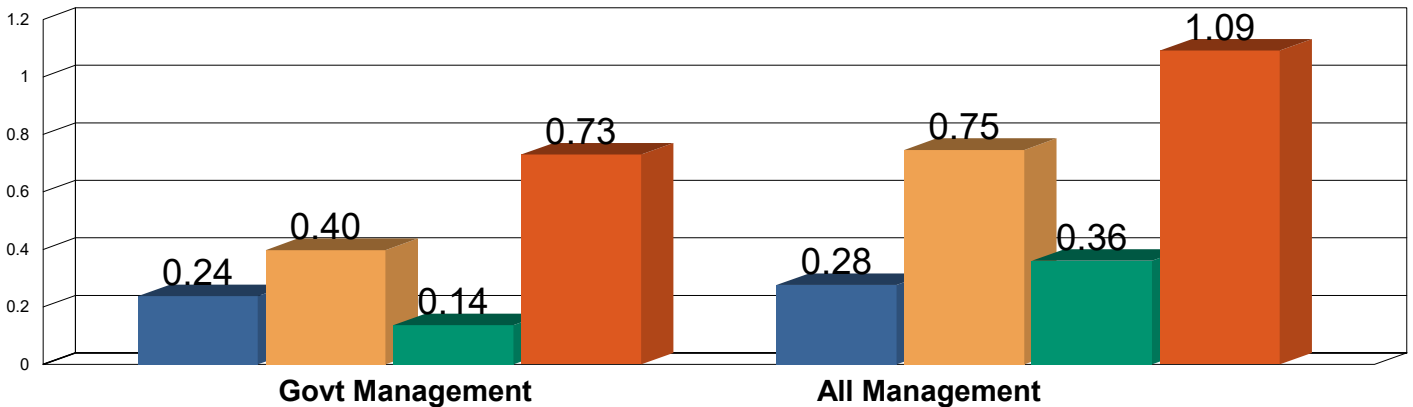


**No. of Teachers**



(Fig. in Lakh)

**Enrollment**





## SCHOOL EDUCATION : DISTRICT REPORT CARD 2017-18

**District Name : CHITTAURGARH**
**District Code : 0829**

Blocks	11	PEEO/ CRC	308	Total Schools	2611	Total Teachers	15167	Total Enrollment	335331			
<b>Details of school</b>												
Total Number of Schools							No. of Schools by School Type (Govt)					
School Category	Government			Private			Boys	Girls	Co-Ed	Total		
	Urban	Rural	Total	Urban	Rural	Total						
PS	21	776	797	62	144	206	0	1	796	797		
UPS	34	615	649	114	269	383	0	41	608	649		
Secondary	9	65	74	60	48	108	0	9	65	74		
Sr. Secondar	21	306	327	48	19	67	0	10	317	327		
<b>Total</b>	<b>85</b>	<b>1762</b>	<b>1847</b>	<b>284</b>	<b>480</b>	<b>764</b>	<b>0</b>	<b>61</b>	<b>1786</b>	<b>1847</b>		
<b>Number of Schools By School Category &amp; Management</b>												
School Category	Dept of Edu.	Tribal	Social Welfare	Local Body	Sans. Edu.	SKS	KGBV	Madarsa	Total State Govt School	Ctr. Govt	Private	Grand Total
Primary only with grades 1 to 5	14	0	0	715	3	46	0	19	797	0	206	1003
Upper Primary with grades 1 to 8	606	0	0	0	29	0	0	6	641	0	383	1024
Secondary with grades 1 to 10	65	0	0	0	6	0	0	3	74	0	103	177
Higher Secondary with grades 1 to 12	306	0	0	0	2	0	0	1	309	1	57	367
Upper Primary only with grades 6 to 8	0	0	0	0	0	0	8	0	8	0	0	8
Secondary with grades 6 to 10	0	0	0	0	0	0	0	0	0	0	5	5
Higher Secondary with grades 6 to 12	16	0	0	0	1	0	0	0	17	2	4	23
Higher Secondary with grades 9 to 12	1	0	0	0	0	0	0	0	1	0	3	4
<b>Grand Total</b>	<b>1008</b>	<b>0</b>	<b>0</b>	<b>715</b>	<b>41</b>	<b>46</b>	<b>8</b>	<b>29</b>	<b>1847</b>	<b>3</b>	<b>761</b>	<b>2611</b>
<b>Total Number of Teachers</b>												
Classes Taught	Government (State)			Private			Gender Distribution of Teachers (Govt)					
	Male	Female	Total	Male	Female	Total	School Category	Male	Female	Total		
Primary	2482	1212	3694	1166	2288	3454	PS	902	479	1381		
Upper Primary	1891	898	2789	632	1316	1948	UPS	2081	1066	3147		
Secondary	883	363	1246	270	401	671	Secondary	389	242	631		
Sr. Secondar	814	321	1135	96	134	230	Sr. Secondary	2698	1007	3705		
<b>Total</b>	<b>6070</b>	<b>2794</b>	<b>8864</b>	<b>2164</b>	<b>4139</b>	<b>6303</b>	<b>Total</b>	<b>6070</b>	<b>2794</b>	<b>8864</b>		
<b>Enrollment</b>												
Enrollment of SC/ST (ALL Mgt)	Primary (1-5)	Upper Pri.(6-8)	Sec./Sr. Sec.(9-12)	Total Enrollment School Category Wise***								
% SC Enrollment	18.59	18.33	17.37	School Cat.	Govt.	Pvt.	Urban Govt.	Rural Govt.				
% SC girls to SC Enrollment	47.78	46.57	44.74	PS Only	28097	8813	979	27118				
% ST Enrollment	18.87	13.29	7.76	UPS	68635	40600	3902	64733				
% ST girls to ST Enrollment	47.36	42.83	40.94	Secondary	14742	21147	1698	13044				
% Minority Enrollment	6.53	6.23	5.32	Sr. Secondary	96676	28560	11650	85026				
% Min. girls to Min. Enrollment	46.78	49.24	52.55	<b>G.Total</b>	<b>208150</b>	<b>99120</b>	<b>18229</b>	<b>189921</b>				

\* Govt. Management Includes Deptt. of Edu., T&W, Local Body, Sanskrit Edu., KGBV, Shiksha Karmi Management, Madarsa Only

\*\* PP : Pre Primary, \*\*\* This does not include Pre-Primary Enrollment

**SCHOOL EDUCATION : DISTRICT REPORT CARD 2017-18**

District Name : Chittaurgarh

District Code : 0829

Total Enrollment By All (Govt.* + Pvt.) Management & Class																		
Class	General			SC			ST			OBC			Total			Minority ***		
	Boys	Girls	Total	Boys	Girls	Total	Boys	Girls	Total	Boys	Girls	Total	Boys	Girls	Total	Boys	Girls	Total
<b>**PP</b>	4438	3587	8025	2716	2054	4770	743	555	1298	8061	5907	13968	15958	12103	28061	1605	1339	2944
<b>I</b>	3014	2644	5658	3533	3510	7043	4159	3925	8084	8264	7688	15952	18970	17767	36737	1182	1003	2185
<b>II</b>	2739	2404	5143	3128	2742	5870	3190	2904	6094	7466	6753	14219	16523	14803	31326	1101	995	2096
<b>III</b>	2846	2460	5306	3185	2829	6014	3227	2974	6201	7484	7138	14622	16742	15401	32143	1117	978	2095
<b>IV</b>	2790	2508	5298	2840	2514	5354	2782	2300	5082	7440	6577	14017	15852	13899	29751	1071	945	2016
<b>V</b>	2726	2438	5164	2714	2497	5211	2408	2082	4490	7393	6468	13861	15241	13485	28726	1046	928	1974
<b>Total 1-5</b>	14115	12454	26569	15400	14092	29492	15766	14185	29951	38047	34624	72671	83328	75355	158683	5517	4849	10366
<b>VI</b>	2764	2466	5230	2705	2379	5084	2264	1884	4148	7059	6394	13453	14792	13123	27915	896	889	1785
<b>VII</b>	2680	2450	5130	2638	2257	4895	2078	1470	3548	7055	6300	13355	14451	12477	26928	843	829	1672
<b>VIII</b>	2693	2610	5303	2696	2371	5067	1895	1318	3213	7276	6373	13649	14560	12672	27232	855	798	1653
<b>Total 6-8</b>	8137	15663	15663	8039	7007	15046	6237	4672	10909	21390	19067	40457	43803	38272	82075	2594	2516	5110
<b>Total 1-8</b>	22252	19980	42232	23439	21099	44538	22003	18857	40860	59437	53691	113128	127131	113627	240758	8111	7365	15476
<b>IX</b>	2844	2432	5276	2739	2073	4812	1488	990	2478	6940	5856	12796	14011	11351	25362	717	700	1417
<b>X</b>	2243	1952	4195	1603	1315	2918	748	560	1308	4620	4285	8905	9214	8112	17326	472	506	978
<b>Total 9-10</b>	5087	4384	9471	4342	3388	7730	2236	1550	3786	11560	10141	21701	23225	19463	42688	1189	1206	2395
<b>XI</b>	1747	1660	3407	1110	1013	2123	440	325	765	3537	3052	6589	6834	6050	12884	288	360	648
<b>XII</b>	1556	1423	2979	930	767	1697	371	237	608	2945	2711	5656	5802	5138	10940	201	292	493
<b>Total 11-12</b>	3303	3083	6386	2040	1780	3820	811	562	1373	6482	5763	12245	12636	11188	23824	489	652	1141
<b>Total 9-12</b>	8390	7467	15857	6382	5168	11550	3047	2112	5159	18042	15904	33946	35861	30651	66512	1678	1858	3536
<b>Total 1-12</b>	30642	27447	58089	29821	26267	56088	25050	20969	46019	77479	69595	147074	162992	144278	307270	9789	9223	19012
<b>GTotals</b>	35080	31034	66114	32537	28321	60858	25793	21524	47317	85540	75502	161042	178950	156381	335331	11394	10562	21956

Total Enrollment By Government Management & Class																		
Class	General			SC			ST			OBC			Total			Minority ***		
	Boys	Girls	Total	Boys	Girls	Total	Boys	Girls	Total	Boys	Girls	Total	Boys	Girls	Total	Boys	Girls	Total
<b>**pp</b>	92	83	175	19	13	32	1	1	2	138	123	261	250	220	470	142	121	263
<b>I</b>	862	985	1847	2358	2617	4975	3646	3678	7324	4475	4959	9434	11341	12239	23580	439	442	881
<b>II</b>	719	841	1560	1936	1970	3906	2738	2644	5382	3834	4218	8052	9227	9673	18900	403	442	845
<b>III</b>	799	885	1684	1997	2046	4043	2855	2745	5600	4000	4702	8702	9651	10378	20029	432	416	848
<b>IV</b>	818	949	1767	1816	1806	3622	2404	2116	4520	3922	4238	8160	8960	9109	18069	409	457	866
<b>V</b>	837	988	1825	1782	1867	3649	2158	1916	4074	4061	4299	8360	8838	9070	17908	433	444	877
<b>Total 1-5</b>	4035	4648	54504	9889	10306	20195	13801	13099	26900	20292	22416	42708	48017	50469	98486	2116	2201	4317
<b>VI</b>	987	1265	2252	1892	1910	3802	2022	1754	3776	4402	4808	9210	9303	9737	19040	397	519	916
<b>VII</b>	1051	1274	2325	2015	1875	3890	1868	1333	3201	4592	4931	9523	9526	9413	18939	405	508	913
<b>VIII</b>	1126	1549	2675	2063	2012	4075	1675	1243	2918	5085	5218	10303	9949	10022	22188	417	523	940
<b>Total 6-8</b>	3164	4088	7252	5970	5797	11767	5565	4330	9895	14079	14957	29036	28778	29172	57950	1219	1550	2769
<b>Total 1-8</b>	7199	8736	15935	15859	16103	31962	19366	17429	36795	34371	37373	71744	76795	79641	156436	3335	3751	7086
<b>IX</b>	1450	1559	3009	2307	1852	4159	1361	933	2294	5523	5158	10681	10641	9502	20143	436	516	952
<b>X</b>	972	1137	2109	1196	1073	2269	626	511	1137	3289	3595	6884	6083	6316	12399	254	353	607
<b>Total 9-10</b>	2422	2696	5118	3503	2925	6428	1987	1444	3431	8812	8753	17565	16724	15818	32542	690	869	1559
<b>XI</b>	979	1096	2075	955	900	1855	361	278	639	2998	2747	5745	5293	5021	10314	199	299	498
<b>XII</b>	944	950	1894	813	691	1504	306	196	502	2513	2445	4958	4576	4282	8858	141	226	367
<b>Total 11-12</b>	1923	2046	3969	1768	1591	3359	667	474	1141	5511	5192	10703	9869	9303	19172	340	525	865
<b>Total 9-12</b>	4345	4742	9087	5271	4516	9787	2654	1918	4572	14323	13945	28268	26593	25121	51714	1030	1394	2424
<b>Total 1-12</b>	11544	13478	25022	21130	20619	41749	22020	19347	41367	48694	51318	100012	103388	104762	208150	4365	5145	9510
<b>GTotals</b>	11636	13561	25197	21149	20632	41781	22021	19348	41369	48832	51441	100273	103638	104982	208620	4507	5266	9773

\* Govt. Management Includes Deptt. of Edu., T&W, Local Body, Sanskrit Edu., KGBV, Shiksha Karmi Management, Madarsa Only

\*\* PP : Pre Primary, \*\*\* Minority Enrollment is Included In ALL Category,

**SCHOOL EDUCATION : DISTRICT REPORT CARD 2017-18**

District Name : Chittaurgarh

District Code : 0829

Class Room/Other Room /Building Status/Facilities (Govt. Management*)													
School Category	Status of Class Rooms						Number of Schools		Building Status				
	Class Rooms	Other Rooms	Sch. Req. Maj. Rep.	Class Req. Maj. Rep.	No. of Sch Req. ACR	No. of ACR Req. in	Library	Computer Room	Own	Rented	Rent Free	No Building	Total
PS Only	2312	493	127	219	23	25	554	0	772	0	5	1	778
UPS	4303	787	113	219	57	83	626	28	634	0	1	0	635
<b>Total</b>	<b>6615</b>	<b>1280</b>	<b>240</b>	<b>438</b>	<b>80</b>	<b>108</b>	<b>1180</b>	<b>28</b>	<b>1406</b>	<b>0</b>	<b>6</b>	<b>1</b>	<b>1413</b>
Secondary	628	189	9	22	12	33	71	18	71	0	0	0	71
Sr. Secondary	3074	954	52	134	136	533	306	112	326	0	0	0	326
<b>G.Total</b>	<b>10317</b>	<b>2423</b>	<b>301</b>	<b>594</b>	<b>228</b>	<b>674</b>	<b>1557</b>	<b>158</b>	<b>1803</b>	<b>0</b>	<b>6</b>	<b>1</b>	<b>1810</b>

**Number of Schools (Govt. Own Building)**

School Category	Number of Schools Having Facilities (Govt. Own Building)											
	Total Schools	Single Class room	Single Teacher	Separate Toilets for B & G	Single Toilet	No toilets	Functional Toilet	Hand Wash Facility	Drinking Water	Play ground	No Boundry	
PS Only	772	8	254	772	0	0	771	509	643	415	183	
UPS	634	3	27	634	0	0	634	463	582	434	27	
<b>Total</b>	<b>1406</b>	<b>11</b>	<b>281</b>	<b>1406</b>	<b>0</b>	<b>0</b>	<b>1405</b>	<b>972</b>	<b>1225</b>	<b>849</b>	<b>210</b>	
Secondary	71	0	2	71	0	0	71	51	68	47	4	
Sr. Secondary	326	12	1	326	0	0	324	238	300	238	11	
<b>G.Total</b>	<b>1803</b>	<b>23</b>	<b>284</b>	<b>1803</b>	<b>0</b>	<b>0</b>	<b>1800</b>	<b>1261</b>	<b>1593</b>	<b>1134</b>	<b>225</b>	

**Number of Schools (Govt. Own Building)**

School Category	Number of Schools Having Facilities (Govt. Own Building)											
	HM Room Req.**	Electricity	Ramps	B.Wall/ Fencing	Staff room for Teacher	Art & Craft Room	Approach Road To School	Arts Streams School	Science Streams School	Commerce Streams School	Vocational Streams School	
PS Only	0	96	444	589	11	0	516	0	0	0	0	
UPS	1	485	523	607	12	0	540	0	0	0	0	
<b>Total</b>	<b>1</b>	<b>581</b>	<b>967</b>	<b>1196</b>	<b>23</b>	<b>0</b>	<b>1056</b>	<b>0</b>	<b>0</b>	<b>0</b>	<b>0</b>	
Secondary	19	71	59	67	13	11	63	0	0	0	0	
Sr. Secondary	148	326	289	315	103	144	301	292	53	29	27	
<b>G.Total</b>	<b>168</b>	<b>978</b>	<b>1315</b>	<b>1578</b>	<b>139</b>	<b>155</b>	<b>1420</b>	<b>292</b>	<b>53</b>	<b>29</b>	<b>27</b>	

**Enrollment (Agewise)**

**Indicators (%)**

**Number of Schools (Govt.)**

Age Group	Boys	Girls	Total	School Category	PTR (Govt) ***	SCR (Govt) ***	Gender Gap				PTR> 30/35	SCR> 30/35	PTR> 100	SCR> 100
							SC	ST	All	Min.				
Below 6	8470	8337	16807											
6 to 11	73210	66383	139593	PS Only	27	16	4.44	5.28	5.02	6.44	552	54	10	0
11 to 14	39237	34087	73324	UPS	15	20	6.86	14.35	6.74	1.53	33	62	0	5
6 to 14	112447	100470	212917	Elementary	23	19	5.25	7.70	5.61	4.82	585	116	10	5
14 to 16	22111	20819	42930	Secondary	16	43	12.34	18.12	8.81	-0.71	7	37	1	6
16 to 18	11921	11834	23755	Sr. Secondary	17	43	6.81	18.14	6.08	-14.29	13	94	5	10

\* Govt. Management Includes Deptt. of Education, Local Body, Sanskrit Education and Shiksha Karmi Management Only.

\*\* Remaining Schools Either having HM Room or not required HM Room as per RTE Norms.

\*\*\* PTR and SCR calculated only for Govt Own Management Schools.

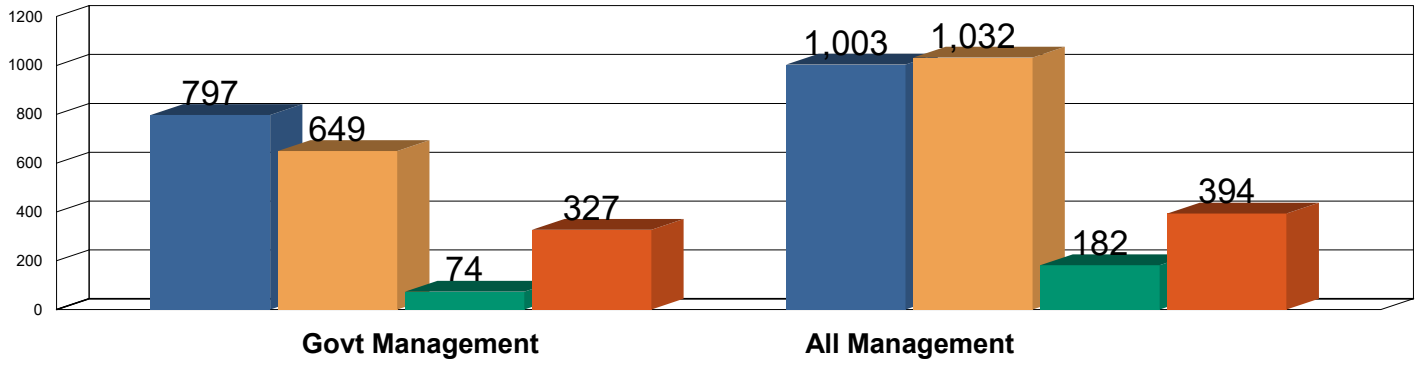
**SCHOOL EDUCATION : DISTRICT REPORT CARD 2017-18**

District Name : **CHITTAURGARH**

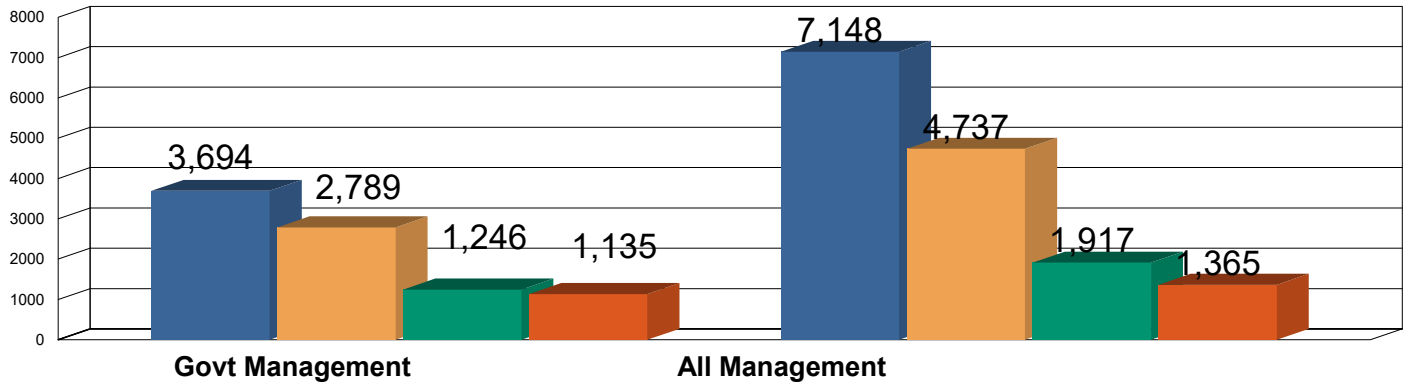
District Code : **0829**

PS
  UPS
  SEC.
  SR. SEC

**No. of Schools**

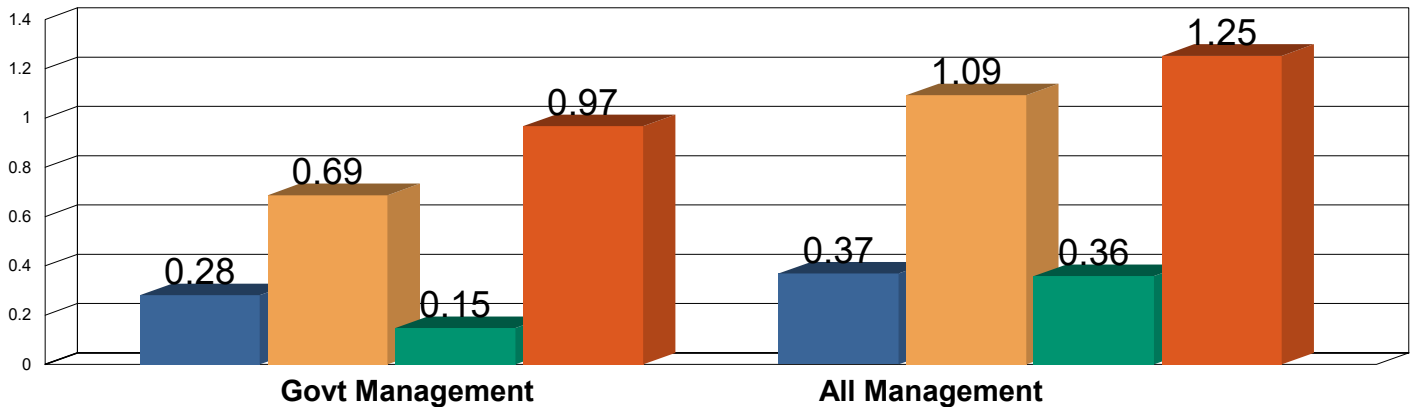


**No. of Teachers**



(Fig. in Lakh)

**Enrollment**



## SCHOOL EDUCATION : DISTRICT REPORT CARD 2017-18

**District Name : CHURU**
**District Code : 0804**

Blocks	7	PEEO/ CRC	300	Total Schools	2582	Total Teachers	21056	Total Enrollment	531193
--------	---	-----------	-----	---------------	------	----------------	-------	------------------	--------

### Details of school

Total Number of Schools							No. of Schools by School Type (Govt)			
School Category	Government			Private			Boys	Girls	Co-Ed	Total
	Urban	Rural	Total	Urban	Rural	Total				
PS	62	374	436	28	33	61	0	0	436	436
UPS	68	493	561	170	282	452	0	10	551	561
Secondary	24	201	225	108	147	255	0	3	222	225
Sr. Secondar	27	233	260	135	197	332	0	4	256	260
<b>Total</b>	<b>181</b>	<b>1301</b>	<b>1482</b>	<b>441</b>	<b>659</b>	<b>1100</b>	<b>0</b>	<b>17</b>	<b>1465</b>	<b>1482</b>

### Number of Schools By School Category & Management

School Category	Dept of Edu.	Tribal	Social Welfare	Local Body	Sans. Edu.	SKS	KGBV	Madarsa	Total State Govt School	Ctr. Govt	Private	Grand Total
Primary only with grades 1 to 5	25	0	0	306	7	42	0	56	436	0	61	497
Upper Primary with grades 1 to 8	501	0	0	8	33	3	0	10	555	0	451	1006
Secondary with grades 1 to 10	212	0	0	0	7	0	0	0	219	0	252	471
Higher Secondary with grades 1 to 12	244	1	0	0	4	0	0	0	249	1	319	569
Upper Primary only with grades 6 to 8	0	0	0	0	0	0	6	0	6	0	1	7
Secondary with grades 6 to 10	5	0	0	0	1	0	0	0	6	0	3	9
Higher Secondary with grades 6 to 12	8	0	0	0	1	0	0	0	9	1	7	17
Higher Secondary with grades 9 to 12	2	0	0	0	0	0	0	0	2	0	4	6
<b>Grand Total</b>	<b>997</b>	<b>1</b>	<b>0</b>	<b>314</b>	<b>53</b>	<b>45</b>	<b>6</b>	<b>66</b>	<b>1482</b>	<b>2</b>	<b>1098</b>	<b>2582</b>

### Total Number of Teachers

Classes Taught	Government (State)			Private			Gender Distribution of Teachers (Govt)			
	Male	Female	Total	Male	Female	Total	School Category	Male	Female	Total
Primary	2095	1184	3279	2469	1679	4148	PS	517	305	822
Upper Primary	2151	908	3059	2435	1335	3770	UPS	1889	1069	2958
Secondary	1582	485	2067	1412	745	2157	Secondary	1637	469	2106
Sr. Secondar	889	330	1219	959	398	1357	Sr. Secondary	2674	1064	3738
<b>Total</b>	<b>6717</b>	<b>2907</b>	<b>9624</b>	<b>7275</b>	<b>4157</b>	<b>11432</b>	<b>Total</b>	<b>6717</b>	<b>2907</b>	<b>9624</b>

### Enrollment

Enrollment of SC/ST (ALL Mgt)	Primary (1-5)	Upper Pri.(6-8)	Sec./Sr. Sec.(9-12)	Total Enrollment School Category Wise***					
% SC Enrollment	28.84	24.74	19.98	School Cat.	Govt.	Pvt.	Urban Govt.	Rural Govt.	
% SC girls to SC Enrollment	46.65	46.14	42.71	PS Only	16464	5119	3654	12810	
% ST Enrollment	0.57	0.56	0.79	UPS	65870	58435	9664	56206	
% ST girls to ST Enrollment	45.26	44.41	43.72	Secondary	53460	61447	8236	45224	
% Minority Enrollment	13.15	10.96	7.47	Sr. Secondary	104973	145393	16984	87989	
% Min. girls to Min. Enrollment	46.93	43.86	35.61	<b>G.Total</b>	<b>240767</b>	<b>270394</b>	<b>38538</b>	<b>202229</b>	

\* Govt. Management Includes Deptt. of Edu., T&W, Local Body, Sanskrit Edu., KGBV, Shiksha Karmi Management, Madarsa Only

\*\* PP : Pre Primary, \*\*\* This does not include Pre-Primary Enrollment

## SCHOOL EDUCATION : DISTRICT REPORT CARD 2017-18

**District Name : Churu**

**District Code : 0804**

Total Enrollment By All (Govt.* + Pvt.) Management & Class																		
Class	General			SC			ST			OBC			Total			Minority ***		
	Boys	Girls	Total	Boys	Girls	Total	Boys	Girls	Total	Boys	Girls	Total	Boys	Girls	Total	Boys	Girls	Total
<b>**PP</b>	2911	2047	4958	1317	995	2312	95	67	162	7270	5330	12600	11593	8439	20032	2324	1593	3917
<b>I</b>	4305	3743	8048	7911	7020	14931	177	137	314	14188	12322	26510	26581	23222	49803	3612	3026	6638
<b>II</b>	4178	3751	7929	8167	7368	15535	136	125	261	13565	12552	26117	26046	23796	49842	3636	3245	6881
<b>III</b>	4219	3999	8218	7876	6967	14843	126	122	248	14167	13177	27344	26388	24265	50653	3483	3167	6650
<b>IV</b>	3970	3574	7544	6726	5782	12508	155	128	283	13079	12101	25180	23930	21585	45515	3038	2778	5816
<b>V</b>	3948	3577	7525	6140	5062	11202	157	109	266	13029	11500	24529	23274	20248	43522	2933	2551	5484
<b>Total 1-5</b>	20620	18644	39264	36820	32199	69019	751	621	1372	68028	61652	129680	126219	113116	239335	16702	14767	31469
<b>VI</b>	3878	3585	7463	5754	4995	10749	123	96	219	12601	11309	23910	22356	19985	42341	2654	2134	4788
<b>VII</b>	4036	3777	7813	5800	4950	10750	144	112	256	13115	11412	24527	23095	20251	43346	2613	2124	4737
<b>VIII</b>	4194	3812	8006	5762	4891	10653	136	114	250	13664	11720	25384	23756	20537	44293	2732	1992	4724
<b>Total 6-8</b>	12108	23282	23282	17316	14836	32152	403	322	725	39380	34441	73821	69207	60773	129980	7999	6250	14249
<b>IX</b>	32728	29818	62546	54136	47035	101171	1154	943	2097	107408	96093	203501	195426	173889	369315	24701	21017	45718
<b>X</b>	4196	3528	7724	5237	3995	9232	170	117	287	13323	10590	23913	22926	18230	41156	2176	1423	3599
<b>Total 9-10</b>	4618	3367	7985	4749	3463	8212	165	125	290	13698	9914	23612	23230	16869	40099	2180	1187	3367
<b>XI</b>	8814	6895	15709	9986	7458	17444	335	242	577	27021	20504	47525	46156	35099	81255	4356	2610	6966
<b>XII</b>	3561	2760	6321	3236	2409	5645	128	129	257	10606	7747	18353	17531	13045	30576	1330	623	1953
<b>Total 11-12</b>	3556	2605	6161	3015	2239	5254	164	116	280	10864	7456	18320	17599	12416	30015	1133	538	1671
<b>Total 9-12</b>	7117	5365	12482	6251	4648	10899	292	245	537	21470	15203	36673	35130	25461	60591	2463	1161	3624
<b>Total 1-12</b>	15931	12260	28191	16237	12106	28343	627	487	1114	48491	35707	84198	81286	60560	141846	6819	3771	10590
<b>GTotal</b>	48659	42078	90737	70373	59141	129514	1781	1430	3211	155899	131800	287699	276712	234449	511161	31520	24788	56308
<b>GTotal</b>	51570	44125	95695	71690	60136	131826	1876	1497	3373	163169	137130	300299	288305	242888	531193	33844	26381	60225
Total Enrollment By Government Management & Class																		
Class	General			SC			ST			OBC			Total			Minority ***		
	Boys	Girls	Total	Boys	Girls	Total	Boys	Girls	Total	Boys	Girls	Total	Boys	Girls	Total	Boys	Girls	Total
<b>**pp</b>	8	4	12	0	0	0	0	0	0	37	74	111	45	78	123	45	78	123
<b>I</b>	1210	1402	2612	5421	5297	10718	50	42	92	4689	5103	9792	11370	11844	23214	1236	1262	2498
<b>II</b>	1279	1566	2845	5462	5438	10900	38	46	84	4856	5703	10559	11635	12753	24388	1464	1618	3082
<b>III</b>	1214	1602	2816	5291	5400	10691	41	37	78	4705	5722	10427	11251	12761	24012	1319	1534	2853
<b>IV</b>	1033	1372	2405	4461	4349	8810	48	41	89	4039	5124	9163	9581	10886	20467	1085	1260	2345
<b>V</b>	961	1389	2350	4022	3809	7831	45	34	79	3967	5061	9028	8995	10293	19288	994	1217	2211
<b>Total 1-5</b>	5697	7331	64234	24657	24293	48950	222	200	422	22256	26713	48969	52832	58537	111369	6098	6891	12989
<b>VI</b>	1139	1573	2712	3936	4009	7945	35	29	64	3836	5271	9107	8946	10882	19828	838	964	1802
<b>VII</b>	1248	1826	3074	4221	4068	8289	43	45	88	4358	5756	10114	9870	11695	21565	838	1053	1891
<b>VIII</b>	1483	1941	3424	4245	4102	8347	34	47	81	4947	6155	11102	10709	12245	22553	919	1014	1933
<b>Total 6-8</b>	3870	5340	9210	12402	12179	24581	112	121	233	13141	17182	30323	29525	34822	64347	2595	3031	5626
<b>Total 1-8</b>	9567	12671	22238	37059	36472	73531	334	321	655	35397	43895	79292	82357	93359	175716	8693	9922	18615
<b>IX</b>	1516	1830	3346	3852	3255	7107	56	53	109	5112	5954	11066	10536	11092	21628	776	747	1523
<b>X</b>	1406	1734	3140	2981	2689	5670	39	56	95	4341	5158	9499	8767	9637	18404	587	554	1141
<b>Total 9-10</b>	2922	3564	6486	6833	5944	12777	95	109	204	9453	11112	20565	19303	20729	40032	1363	1301	2664
<b>XI</b>	1194	1196	2390	2061	1666	3727	40	57	97	3776	3566	7342	7071	6485	13556	490	269	759
<b>XII</b>	1081	1037	2118	1668	1403	3071	44	36	80	3134	3060	6194	5927	5536	11463	372	227	599
<b>Total 11-12</b>	2275	2233	4508	3729	3069	6798	84	93	177	6910	6626	13536	12998	12021	25019	862	496	1358
<b>Total 9-12</b>	5197	5797	10994	10562	9013	19575	179	202	381	16363	17738	34101	32301	32750	65051	2225	1797	4022
<b>Total 1-12</b>	14764	18468	33232	47621	45485	93106	513	523	1036	51760	61633	113393	114658	126109	240767	10918	11719	22637
<b>GTotal</b>	14772	18472	33244	47621	45485	93106	513	523	1036	51797	61707	113504	114703	126187	240890	10963	11797	22760

\* Govt. Management Includes Deptt. of Edu., T&W, Local Body, Sanskrit Edu., KGBV, Shiksha Karmi Management, Madarsa Only

\*\* PP : Pre Primary, \*\*\* Minority Enrollment is Included In ALL Category,

**SCHOOL EDUCATION : DISTRICT REPORT CARD 2017-18**

District Name : Churu

District Code : 0804

Class Room/Other Room /Building Status/Facilities (Govt. Management*)													
School Category	Status of Class Rooms						Number of Schools		Building Status				
	Class Rooms	Other Rooms	Sch. Req. Maj. Rep.	Class Req. Maj. Rep.	No. of Sch Req. ACR	No. of ACR Req. in	Library	Computer Room	Own	Rented	Rent Free	No Building	Total
PS Only	1628	404	72	131	8	9	324	0	372	2	3	3	380
UPS	4837	1311	157	350	33	62	539	51	543	1	1	0	545
<b>Total</b>	<b>6465</b>	<b>1715</b>	<b>229</b>	<b>481</b>	<b>41</b>	<b>71</b>	<b>863</b>	<b>51</b>	<b>915</b>	<b>3</b>	<b>4</b>	<b>3</b>	<b>925</b>
Secondary	2330	745	62	190	44	143	222	49	224	0	1	0	225
Sr. Secondary	3262	1477	66	203	66	342	257	109	259	0	0	0	259
<b>G.Total</b>	<b>12057</b>	<b>3937</b>	<b>357</b>	<b>874</b>	<b>151</b>	<b>556</b>	<b>1342</b>	<b>209</b>	<b>1398</b>	<b>3</b>	<b>5</b>	<b>3</b>	<b>1409</b>

**Number of Schools (Govt. Own Building)**

School Category	Number of Schools Having Facilities (Govt. Own Building)											
	Total Schools	Single Class room	Single Teacher	Separate Toilets for B & G	Single Toilet	No toilets	Functional Toilet	Hand Wash Facility	Drinking Water	Play ground	No Boundry	
PS Only	372	7	107	372	0	0	364	232	336	115	29	
UPS	543	4	6	543	0	0	533	406	529	253	4	
<b>Total</b>	<b>915</b>	<b>11</b>	<b>113</b>	<b>915</b>	<b>0</b>	<b>0</b>	<b>897</b>	<b>638</b>	<b>865</b>	<b>368</b>	<b>33</b>	
Secondary	224	3	1	224	0	0	221	172	213	144	2	
Sr. Secondary	259	7	0	259	0	0	254	207	252	190	3	
<b>G.Total</b>	<b>1398</b>	<b>21</b>	<b>114</b>	<b>1398</b>	<b>0</b>	<b>0</b>	<b>1372</b>	<b>1017</b>	<b>1330</b>	<b>702</b>	<b>38</b>	

**Number of Schools (Govt. Own Building)**

School Category	Number of Schools Having Facilities (Govt. Own Building)											
	HM Room Req.**	Electricity	Ramps	B.Wall/ Fencing	Staff room for Teacher	Art & Craft Room	Approach Road To School	Arts Streams School	Science Streams School	Commerce Streams School	Vocational Streams School	
PS Only	0	294	214	343	12	0	219	0	0	0	0	
UPS	5	533	417	539	45	0	448	0	0	0	0	
<b>Total</b>	<b>5</b>	<b>827</b>	<b>631</b>	<b>882</b>	<b>57</b>	<b>0</b>	<b>667</b>	<b>0</b>	<b>0</b>	<b>0</b>	<b>0</b>	
Secondary	112	223	162	222	54	8	206	0	0	0	2	
Sr. Secondary	98	259	187	256	117	83	241	251	47	28	44	
<b>G.Total</b>	<b>215</b>	<b>1309</b>	<b>980</b>	<b>1360</b>	<b>228</b>	<b>91</b>	<b>1114</b>	<b>251</b>	<b>47</b>	<b>28</b>	<b>46</b>	

**Enrollment (Agewise)**

**Indicators (%)**

**Number of Schools (Govt.)**

Age Group	Boys	Girls	Total	School Category	PTR (Govt) ***	SCR (Govt) ***	Gender Gap				PTR> 30/35	SCR> 30/35	PTR> 100	SCR> 100
							SC	ST	All	Min.				
Below 6	21753	19087	40840											
6 to 11	110553	100037	210590	PS Only	33	12	6.70	9.48	5.47	6.15	440	24	30	0
11 to 14	54927	48250	103177	UPS	12	23	7.71	11.17	6.49	12.27	17	106	0	2
6 to 14	165480	148287	313767	Elementary	25	19	7.02	10.06	5.83	8.06	457	130	30	2
14 to 16	41553	40214	81767	Secondary	13	23	14.49	16.12	13.61	25.06	5	72	0	4
16 to 18	24118	23828	47946	Sr. Secondary	21	64	14.71	8.75	15.96	35.93	8	114	1	26

\* Govt. Management Includes Deptt. of Education, Local Body, Sanskrit Education and Shiksha Karmi Management Only.

\*\* Remaining Schools Either having HM Room or not required HM Room as per RTE Norms.

\*\*\* PTR and SCR calculated only for Govt Own Management Schools.

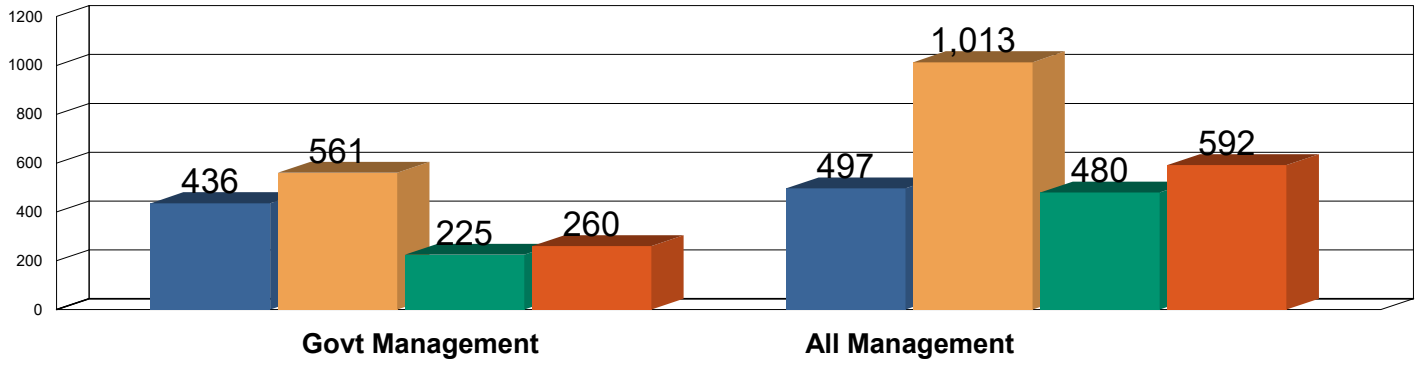
**SCHOOL EDUCATION : DISTRICT REPORT CARD 2017-18**

District Name : **CHURU**

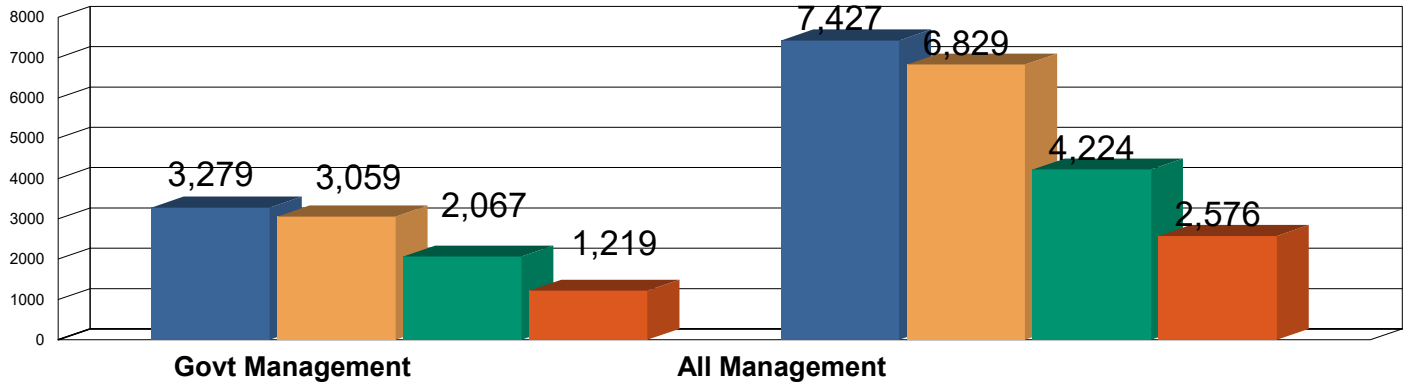
District Code : **0804**

PS      UPS      SEC.      SR. SEC

**No. of Schools**

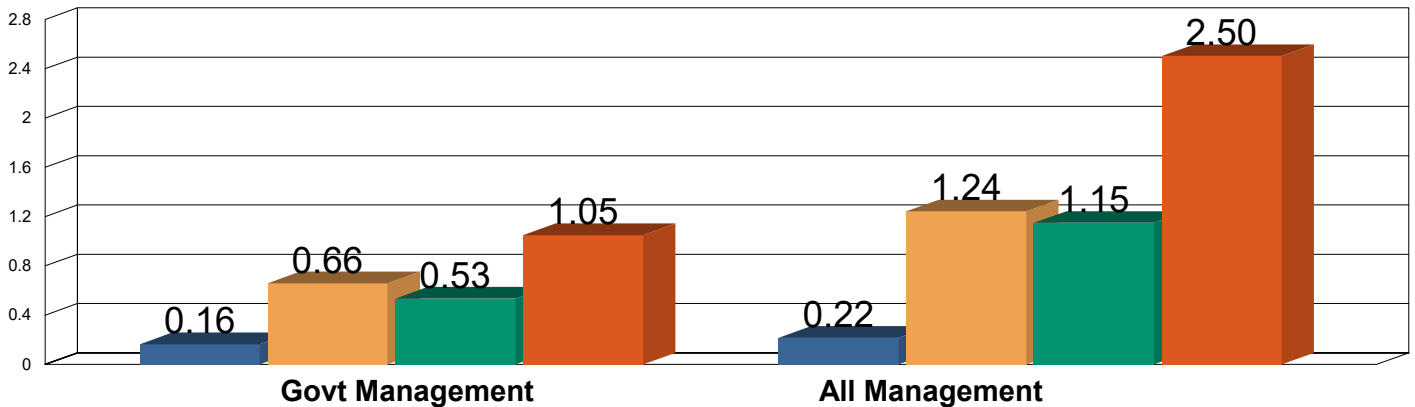


**No. of Teachers**



(Fig. in Lakh)

**Enrollment**





**SCHOOL EDUCATION : DISTRICT REPORT CARD 2017-18**

**District Name : DAUSA**

**District Code : 0811**

Blocks	6	PEEO/ CRC	244	Total Schools	2585	Total Teachers	16027	Total Enrollment	452820			
<b>Details of school</b>												
<b>Total Number of Schools</b>							<b>No. of Schools by School Type (Govt)</b>					
School Category	Government			Private			Boys	Girls	Co-Ed	Total		
	Urban	Rural	Total	Urban	Rural	Total						
PS	33	706	739	10	50	60	0	0	739	739		
UPS	15	455	470	92	355	447	0	5	465	470		
Secondary	4	107	111	49	178	227	0	0	111	111		
Sr. Secondar	11	239	250	106	175	281	0	4	246	250		
<b>Total</b>	<b>63</b>	<b>1507</b>	<b>1570</b>	<b>257</b>	<b>758</b>	<b>1015</b>	<b>0</b>	<b>9</b>	<b>1561</b>	<b>1570</b>		
<b>Number of Schools By School Category &amp; Management</b>												
School Category	Dept of Edu.	Tribal	Social Welfare	Local Body	Sans. Edu.	SKS	KGBV	Madarsa	Total State Govt School	Ctr. Govt	Private	Grand Total
Primary only with grades 1 to 5	11	24	0	607	15	48	0	34	739	0	60	799
Upper Primary with grades 1 to 8	439	0	0	0	27	0	0	0	466	1	446	913
Secondary with grades 1 to 10	100	0	0	0	10	0	0	1	111	0	220	331
Higher Secondary with grades 1 to 12	227	0	0	0	7	0	0	0	234	0	260	494
Upper Primary only with grades 6 to 8	0	0	0	0	0	0	4	0	4	0	0	4
Secondary with grades 6 to 10	0	0	0	0	0	0	0	0	0	0	7	7
Higher Secondary with grades 6 to 12	12	2	0	0	1	0	0	0	15	2	11	28
Higher Secondary with grades 9 to 12	0	0	0	0	1	0	0	0	1	0	8	9
<b>Grand Total</b>	<b>789</b>	<b>26</b>	<b>0</b>	<b>607</b>	<b>61</b>	<b>48</b>	<b>4</b>	<b>35</b>	<b>1570</b>	<b>3</b>	<b>1012</b>	<b>2585</b>
<b>Total Number of Teachers</b>												
Classes Taught	Government (State)			Private			Gender Distribution of Teachers (Govt)					
	Male	Female	Total	Male	Female	Total	School Category	Male	Female	Total		
Primary	2654	792	3446	2288	766	3054	PS	1032	377	1409		
Upper Primary	1847	425	2272	2001	539	2540	UPS	1907	548	2455		
Secondary	1234	241	1475	1203	253	1456	Secondary	897	150	1047		
Sr. Secondar	880	219	1099	540	145	685	Sr. Secondary	2779	602	3381		
<b>Total</b>	<b>6615</b>	<b>1677</b>	<b>8292</b>	<b>6032</b>	<b>1703</b>	<b>7735</b>	<b>Total</b>	<b>6615</b>	<b>1677</b>	<b>8292</b>		
<b>Enrollment</b>												
Enrollment of SC/ST (ALL Mgt)	Primary (1-5)	Upper Pri.(6-8)	Sec./Sr. Sec.(9-12)	Total Enrollment School Category Wise***								
% SC Enrollment	24.56	23.58	21.34	School Cat.	Govt.	Pvt.	Urban Govt.	Rural Govt.				
% SC girls to SC Enrollment	47.85	47.32	45.00	PS Only	26914	4870	1231	25683				
% ST Enrollment	26.12	28.27	31.50	UPS	50912	57464	1507	49405				
% ST girls to ST Enrollment	47.72	48.27	46.32	Secondary	24489	52339	1077	23412				
% Minority Enrollment	3.22	2.19	1.55	Sr. Secondary	97670	107607	7759	89911				
% Min. girls to Min. Enrollment	45.80	46.59	40.81	<b>G.Total</b>	<b>199985</b>	<b>222280</b>	<b>11574</b>	<b>188411</b>				

\* Govt. Management Includes Deptt. of Edu., T&W,Local Body, Sanskrit Edu., KGBV,Shiksha Karmi Management, Madarsa Only

\*\* PP : Pre Primary, \*\*\* This does not include Pre-Primary Enrollment

**SCHOOL EDUCATION : DISTRICT REPORT CARD 2017-18**

District Name : Dausa

District Code : 0811

Total Enrollment By All (Govt.* + Pvt.) Management & Class																		
Class	General			SC			ST			OBC			Total			Minority ***		
	Boys	Girls	Total	Boys	Girls	Total	Boys	Girls	Total	Boys	Girls	Total	Boys	Girls	Total	Boys	Girls	Total
<b>**PP</b>	3019	2384	5403	3376	2558	5934	3941	2542	6483	7540	5195	12735	17876	12679	30555	569	420	989
I	2060	1862	3922	4997	4654	9651	5065	4484	9549	7911	7097	15008	20033	18097	38130	704	579	1283
II	2237	1831	4068	5153	4653	9806	5174	4655	9829	8043	7286	15329	20607	18425	39032	765	618	1383
III	2090	1916	4006	5086	4710	9796	5220	4845	10065	7764	7200	14964	20160	18671	38831	706	637	1343
IV	2070	1752	3822	4450	4100	8550	5075	4751	9826	7257	6606	13863	18852	17209	36061	594	514	1108
V	2036	1780	3816	4203	3805	8008	4937	4517	9454	6929	6250	13179	18105	16352	34457	485	402	887
<b>Total 1-5</b>	10493	9141	19634	23889	21922	45811	25471	23252	48723	37904	34439	72343	97757	88754	186511	3254	2750	6004
VI	2006	1830	3836	4325	3869	8194	4990	4517	9507	6703	6225	12928	18024	16441	34465	418	372	790
VII	2073	1795	3868	4351	3811	8162	5062	4700	9762	6832	6282	13114	18318	16588	34906	394	324	718
VIII	2207	1993	4200	4634	4278	8912	5619	5407	11026	6933	6708	13641	19393	18386	37779	442	398	840
<b>Total 6-8</b>	6286	11904	11904	13310	11958	25268	15671	14624	30295	20468	19215	39683	55735	51415	107150	1254	1094	2348
<b>6-9 Total</b>	16779	14759	31538	37199	33880	71079	41142	37876	79018	58372	53654	112026	153492	140169	293661	4508	3844	8352
IX	2148	1897	4045	4470	4192	8662	5751	5405	11156	6743	6403	13146	19112	17897	37009	362	287	649
X	2277	1933	4210	4133	3505	7638	5774	5079	10853	6817	5587	12404	19001	16104	35105	372	232	604
<b>Total 9-10</b>	4425	3830	8255	8603	7697	16300	11525	10484	22009	13560	11990	25550	38113	34001	72114	734	519	1253
XI	2016	1736	3752	3155	2420	5575	4881	4152	9033	5395	4172	9567	15447	12480	27927	216	157	373
XII	2294	1854	4148	3333	2231	5564	5340	4126	9466	5489	3896	9385	16456	12107	28563	229	137	366
<b>Total 11-12</b>	4310	3590	7900	6488	4651	11139	10221	8278	18499	10884	8068	18952	31903	24587	56490	445	294	739
<b>Total 9-12</b>	8735	7420	16155	15091	12348	27439	21746	18762	40508	24444	20058	44502	70016	58588	128604	1179	813	1992
<b>Total 1-12</b>	25514	22179	47693	52290	46228	98518	62888	56638	119526	82816	73712	156528	223508	198757	422265	5687	4657	10344
<b>GTotal</b>	28533	24563	53096	55666	48786	104452	66829	59180	126009	90356	78907	169263	241384	211436	452820	6256	5077	11333

Total Enrollment By Government Management & Class																		
Class	General			SC			ST			OBC			Total			Minority ***		
	Boys	Girls	Total	Boys	Girls	Total	Boys	Girls	Total	Boys	Girls	Total	Boys	Girls	Total	Boys	Girls	Total
<b>**pp</b>	0	0	0	0	0	0	1	4	5	8	11	19	9	15	24	10	15	25
I	349	400	749	2536	2800	5336	2061	2458	4519	2826	3333	6159	7772	8991	16763	355	287	642
II	399	439	838	2681	2834	5515	2100	2612	4712	2910	3597	6507	8090	9482	17572	409	371	780
III	387	541	928	2698	3084	5782	2129	2842	4971	2811	3787	6598	8025	10254	18279	380	378	758
IV	337	464	801	2254	2688	4942	1863	2604	4467	2383	3372	5755	6837	9128	15965	294	295	589
V	286	465	751	2070	2503	4573	1840	2535	4375	2156	3262	5418	6352	8765	15117	185	227	412
<b>Total 1-5</b>	1758	2309	48378	12239	13909	26148	9993	13051	23044	13086	17351	30437	37076	46620	83696	1623	1558	3181
VI	339	491	830	2325	2695	5020	1885	2709	4594	2066	3329	5395	6615	9224	15839	137	185	322
VII	365	549	914	2500	2784	5284	2067	3028	5095	2335	3631	5966	7267	9992	17259	115	154	269
VIII	424	665	1089	2791	3306	6097	2439	3668	6107	2559	4194	6753	8213	11833	17204	142	203	345
<b>Total 6-8</b>	1128	1705	2833	7616	8785	16401	6391	9405	15796	6960	11154	18114	22095	31049	53144	394	542	936
<b>Total 1-8</b>	2886	4014	6900	19855	22694	42549	16384	22456	38840	20046	28505	48551	59171	77669	136840	2017	2100	4117
IX	486	756	1242	2796	3288	6084	2580	3892	6472	2585	4119	6704	8447	12055	20502	129	175	304
X	454	666	1120	2126	2511	4637	1926	3285	5211	1970	3114	5084	6476	9576	16052	102	100	202
<b>Total 9-10</b>	940	1422	2362	4922	5799	10721	4506	7177	11683	4555	7233	11788	14923	21631	36554	231	275	506
XI	530	634	1164	1958	1778	3736	2167	2724	4891	2092	2368	4460	6747	7504	14251	72	61	133
XII	483	619	1102	1852	1383	3235	1835	2475	4310	1849	1844	3693	6019	6321	12340	58	47	105
<b>Total 11-12</b>	1013	1253	2266	3810	3161	6971	4002	5199	9201	3941	4212	8153	12766	13825	26591	130	108	238
<b>Total 9-12</b>	1953	2675	4628	8732	8960	17692	8508	12376	20884	8496	11445	19941	27689	35456	63145	361	383	744
<b>Total 1-12</b>	4839	6689	11528	28587	31654	60241	24892	34832	59724	28542	39950	68492	86860	113125	199985	2378	2483	4861
<b>GTotal</b>	4839	6689	11528	28587	31654	60241	24893	34836	59729	28550	39961	68511	86869	113140	200009	2388	2498	4886

\* Govt. Management Includes Deptt. of Edu., T&W,Local Body, Sanskrit Edu., KGBV,Shiksha Karmi Management, Madarsa Only

\*\* PP : Pre Primary, \*\*\* Minority Enrollment is Included In ALL Category,

**SCHOOL EDUCATION : DISTRICT REPORT CARD 2017-18**

District Name : Dausa

District Code : 0811

Class Room/Other Room /Building Status/Facilities (Govt. Management*)													
School Category	Status of Class Rooms						Number of Schools		Building Status				
	Class Rooms	Other Rooms	Sch. Req. Maj. Rep.	Class Req. Maj. Rep.	No. of Sch Req. ACR	No. of ACR Req. in	Library	Computer Room	Own	Rented	Rent Free	No Building	Total
PS Only	2566	707	115	188	10	13	565	0	673	0	8	0	681
UPS	3651	951	93	183	36	51	460	1	466	0	0	0	466
<b>Total</b>	<b>6217</b>	<b>1658</b>	<b>208</b>	<b>371</b>	<b>46</b>	<b>64</b>	<b>1025</b>	<b>1</b>	<b>1139</b>	<b>0</b>	<b>8</b>	<b>0</b>	<b>1147</b>
Secondary	871	188	18	37	32	94	105	19	110	0	0	0	110
Sr. Secondary	1790	376	19	39	159	904	240	74	248	0	0	0	248
<b>G.Total</b>	<b>8878</b>	<b>2222</b>	<b>245</b>	<b>447</b>	<b>237</b>	<b>1062</b>	<b>1370</b>	<b>94</b>	<b>1497</b>	<b>0</b>	<b>8</b>	<b>0</b>	<b>1505</b>

**Number of Schools (Govt. Own Building)**

School Category	Number of Schools Having Facilities (Govt. Own Building)											
	Total Schools	Single Class room	Single Teacher	Separate Toilets for B & G	Single Toilet	No toilets	Functional Toilet	Hand Wash Facility	Drinking Water	Play ground	No Boundry	
PS Only	673	14	125	673	0	0	673	365	439	244	192	
UPS	466	2	2	466	0	0	466	233	332	216	29	
<b>Total</b>	<b>1139</b>	<b>16</b>	<b>127</b>	<b>1139</b>	<b>0</b>	<b>0</b>	<b>1139</b>	<b>598</b>	<b>771</b>	<b>460</b>	<b>221</b>	
Secondary	110	1	0	110	0	0	110	61	83	52	7	
Sr. Secondary	248	7	0	248	0	0	247	123	197	129	19	
<b>G.Total</b>	<b>1497</b>	<b>24</b>	<b>127</b>	<b>1497</b>	<b>0</b>	<b>0</b>	<b>1496</b>	<b>782</b>	<b>1051</b>	<b>641</b>	<b>247</b>	

**Number of Schools (Govt. Own Building)**

School Category	Number of Schools Having Facilities (Govt. Own Building)											
	HM Room Req.**	Electricity	Ramps	B.Wall/ Fencing	Staff room for Teacher	Art & Craft Room	Approach Road To School	Arts Streams School	Science Streams School	Commerce Streams School	Vocational Streams School	
PS Only	1	31	428	481	0	0	442	0	0	0	0	
UPS	1	335	421	437	0	0	370	0	0	0	0	
<b>Total</b>	<b>2</b>	<b>366</b>	<b>849</b>	<b>918</b>	<b>0</b>	<b>0</b>	<b>812</b>	<b>0</b>	<b>0</b>	<b>0</b>	<b>0</b>	
Secondary	44	106	81	103	11	10	100	0	0	0	0	
Sr. Secondary	121	238	170	229	65	95	233	220	56	18	25	
<b>G.Total</b>	<b>167</b>	<b>710</b>	<b>1100</b>	<b>1250</b>	<b>76</b>	<b>105</b>	<b>1145</b>	<b>220</b>	<b>56</b>	<b>18</b>	<b>25</b>	

**Enrollment (Agewise)**

**Indicators (%)**

**Number of Schools (Govt.)**

Age Group	Boys	Girls	Total	School Category	PTR (Govt) ***	SCR (Govt) ***	Gender Gap				PTR> 30/35	SCR> 30/35	PTR> 100	SCR> 100
							SC	ST	All	Min.				
Below 6	11610	10730	22340											
6 to 11	91716	82288	174004	PS Only	24	14	4.29	4.55	4.83	8.39	333	32	5	0
11 to 14	44141	41187	85328	UPS	16	21	5.35	3.46	4.03	6.81	23	65	0	0
6 to 14	135857	123475	259332	Elementary	21	18	4.67	4.13	4.54	7.95	356	97	5	0
14 to 16	35012	34874	69886	Secondary	14	58	5.56	4.73	5.70	17.16	1	66	0	6
16 to 18	20509	20607	41116	Sr. Secondary	24	95	16.49	10.50	12.95	20.43	22	91	3	45

\* Govt. Management Includes Deptt. of Education, Local Body, Sanskrit Education and Shiksha Karmi Management Only.

\*\* Remaining Schools Either having HM Room or not required HM Room as per RTE Norms.

\*\*\* PTR and SCR calculated only for Govt Own Management Schools.

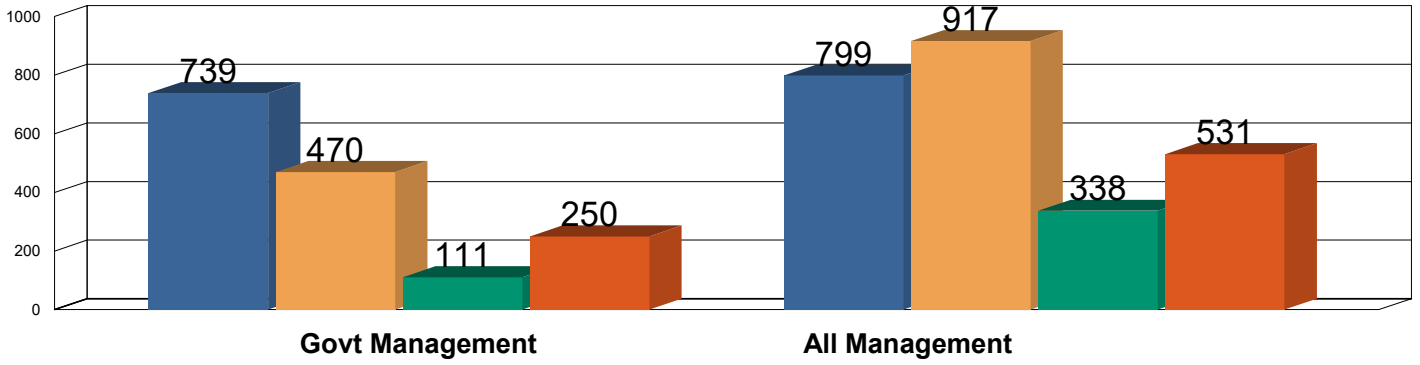
**SCHOOL EDUCATION : DISTRICT REPORT CARD 2017-18**

District Name : DAUSA

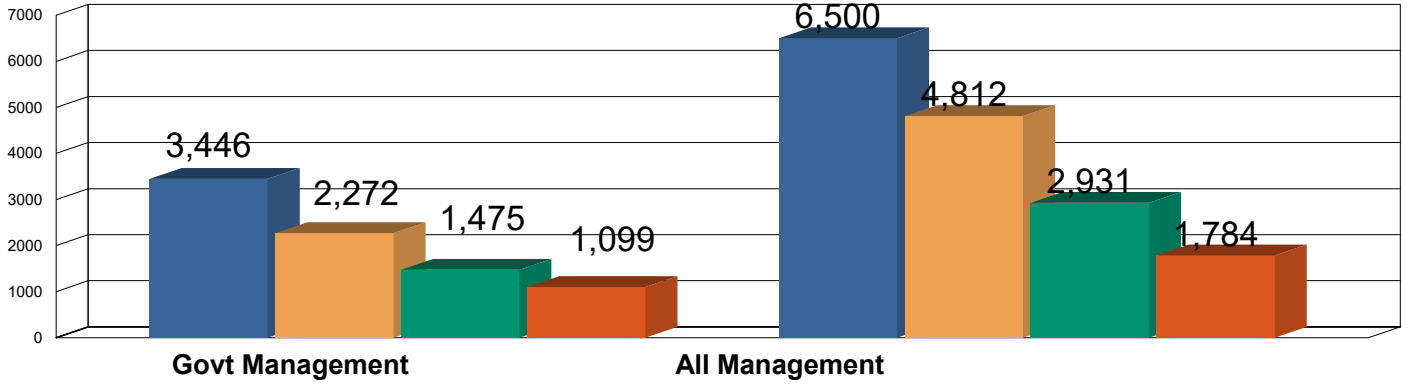
District Code : 0811

PS
  UPS
  SEC.
  SR. SEC

**No. of Schools**

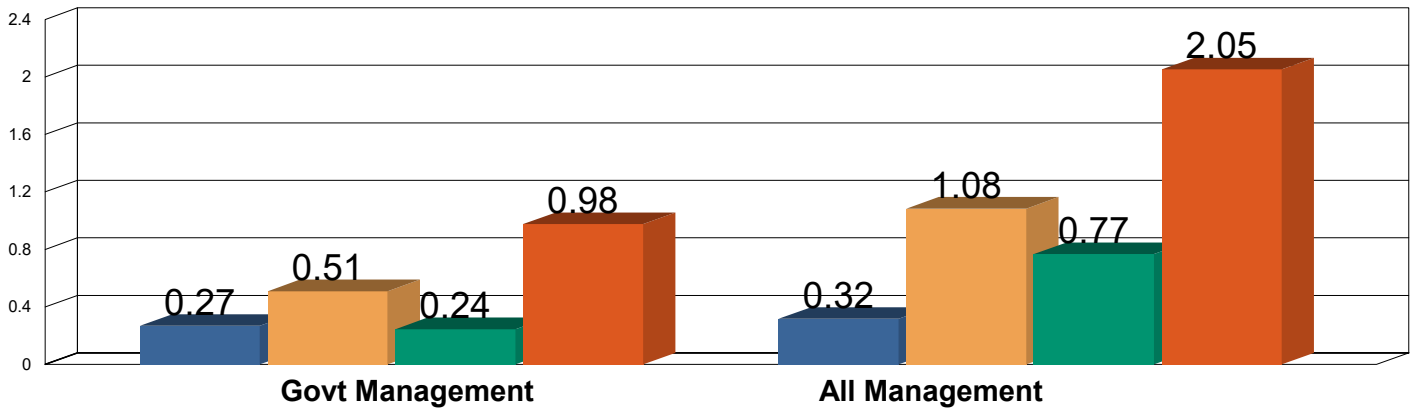


**No. of Teachers**



(Fig. in Lakh)

**Enrollment**



**SCHOOL EDUCATION : DISTRICT REPORT CARD 2017-18**

**District Name : DHAULPUR**

**District Code : 0808**

Blocks	5	PEEO/ CRC	179	Total Schools	1821	Total Teachers	12114	Total Enrollment	353440			
<b>Details of school</b>												
Total Number of Schools							No. of Schools by School Type (Govt)					
School Category	Government			Private			Boys	Girls	Co-Ed	Total		
	Urban	Rural	Total	Urban	Rural	Total						
PS	43	539	582	22	53	75	0	0	582	582		
UPS	14	312	326	107	232	339	0	4	322	326		
Secondary	5	79	84	61	81	142	0	0	84	84		
Sr. Secondar	9	157	166	46	61	107	0	2	164	166		
<b>Total</b>	<b>71</b>	<b>1087</b>	<b>1158</b>	<b>236</b>	<b>427</b>	<b>663</b>	<b>0</b>	<b>6</b>	<b>1152</b>	<b>1158</b>		
<b>Number of Schools By School Category &amp; Management</b>												
School Category	Dept of Edu.	Tribal	Social Welfare	Local Body	Sans. Edu.	SKS	KGBV	Madarsa	Total State Govt School	Ctr. Govt	Private	Grand Total
Primary only with grades 1 to 5	21	0	0	491	12	23	0	35	582	0	75	657
Upper Primary with grades 1 to 8	306	2	0	0	14	0	0	0	322	0	339	661
Secondary with grades 1 to 10	81	0	0	0	3	0	0	0	84	0	138	222
Higher Secondary with grades 1 to 12	157	0	0	0	1	0	0	1	159	0	98	257
Upper Primary only with grades 6 to 8	0	0	0	0	0	0	4	0	4	0	0	4
Secondary with grades 6 to 10	0	0	0	0	0	0	0	0	0	0	4	4
Higher Secondary with grades 6 to 12	5	0	0	0	2	0	0	0	7	1	4	12
Higher Secondary with grades 9 to 12	0	0	0	0	0	0	0	0	0	0	4	4
<b>Grand Total</b>	<b>570</b>	<b>2</b>	<b>0</b>	<b>491</b>	<b>32</b>	<b>23</b>	<b>4</b>	<b>36</b>	<b>1158</b>	<b>1</b>	<b>662</b>	<b>1821</b>
<b>Total Number of Teachers</b>												
Classes Taught	Government (State)			Private			Gender Distribution of Teachers (Govt)					
	Male	Female	Total	Male	Female	Total	School Category	Male	Female	Total		
Primary	2206	714	2920	1907	646	2553	PS	886	320	1206		
Upper Primary	1406	425	1831	1535	568	2103	UPS	1350	490	1840		
Secondary	761	176	937	649	248	897	Secondary	672	177	849		
Sr. Secondar	475	121	596	182	95	277	Sr. Secondary	1940	449	2389		
<b>Total</b>	<b>4848</b>	<b>1436</b>	<b>6284</b>	<b>4273</b>	<b>1557</b>	<b>5830</b>	<b>Total</b>	<b>4848</b>	<b>1436</b>	<b>6284</b>		
<b>Enrollment</b>												
Enrollment of SC/ST (ALL Mgt)	Primary (1-5)	Upper Pri.(6-8)	Sec./Sr. Sec.(9-12)	Total Enrollment School Category Wise***								
% SC Enrollment	23.32	21.41	18.16	School Cat.	Govt.	Pvt.	Urban Govt.	Rural Govt.				
% SC girls to SC Enrollment	45.88	46.12	44.01	PS Only	33322	7190	2927	30395				
% ST Enrollment	4.54	5.94	7.05	UPS	53265	58772	2358	50907				
% ST girls to ST Enrollment	45.70	46.55	44.09	Secondary	25830	40272	1924	23906				
% Minority Enrollment	5.08	4.19	3.74	Sr. Secondary	79379	52164	8371	71008				
% Min. girls to Min. Enrollment	46.29	49.52	48.00	G.Total	191796	158398	15580	176216				

\* Govt. Management Includes Deptt. of Edu., T&W,Local Body, Sanskrit Edu., KGBV,Shiksha Karmi Management, Madarsa Only

\*\* PP : Pre Primary, \*\*\* This does not include Pre-Primary Enrollment

## SCHOOL EDUCATION : DISTRICT REPORT CARD 2017-18

District Name : Dhaulpur

District Code : 0808

Total Enrollment By All (Govt.* + Pvt.) Management & Class																		
Class	General			SC			ST			OBC			Total			Minority ***		
	Boys	Girls	Total	Boys	Girls	Total	Boys	Girls	Total	Boys	Girls	Total	Boys	Girls	Total	Boys	Girls	Total
<b>**PP</b>	912	530	1442	300	228	528	36	31	67	719	490	1209	1967	1279	3246	189	105	294
<b>I</b>	4610	3831	8441	5330	4542	9872	1052	869	1921	11648	10093	21741	22640	19335	41975	1081	913	1994
<b>II</b>	4278	3578	7856	5456	4503	9959	1039	888	1927	10884	9249	20133	21657	18218	39875	1039	910	1949
<b>III</b>	4850	4163	9013	5478	4829	10307	1053	878	1931	12988	11030	24018	24369	20900	45269	1286	1094	2380
<b>IV</b>	4305	3551	7856	4619	3928	8547	880	762	1642	10553	8976	19529	20357	17217	37574	1067	914	1981
<b>V</b>	3950	3143	7093	3996	3285	7281	839	695	1534	9000	7538	16538	17785	14661	32446	902	801	1703
<b>Total 1-5</b>	21993	18266	40259	24879	21087	45966	4863	4092	8955	55073	46886	101959	106808	90331	197139	5375	4632	10007
<b>VI</b>	3381	2866	6247	3190	2805	5995	846	688	1534	7567	6567	14134	14984	12926	27910	619	577	1196
<b>VII</b>	3375	2856	6231	3099	2571	5670	861	749	1610	7360	6019	13379	14695	12195	26890	574	543	1117
<b>VIII</b>	3436	2989	6425	3187	2734	5921	899	833	1732	7256	6010	13266	14778	12566	27344	546	586	1132
<b>Total 6-8</b>	10192	18903	18903	9476	8110	17586	2606	2270	4876	22183	18596	40779	44457	37687	82144	1739	1706	3445
<b>IX</b>	3267	2748	6015	2568	2434	5002	775	711	1486	5814	5188	11002	12424	11081	23505	450	439	889
<b>X</b>	3366	2714	6080	2166	1682	3848	771	698	1469	5272	4383	9655	11575	9477	21052	434	443	877
<b>Total 9-10</b>	6633	5462	12095	4734	4116	8850	1546	1409	2955	11086	9571	20657	23999	20558	44557	884	882	1766
<b>XI</b>	2616	1945	4561	1318	846	2164	631	449	1080	3454	2410	5864	8019	5650	13669	267	193	460
<b>XII</b>	2687	1885	4572	1159	705	1864	617	345	962	3259	2028	5287	7722	4963	12685	229	199	428
<b>Total 11-12</b>	5303	3830	9133	2477	1551	4028	1248	794	2042	6713	4438	11151	15741	10613	26354	496	392	888
<b>Total 9-12</b>	11936	9292	21228	7211	5667	12878	2794	2203	4997	17799	14009	31808	39740	31171	70911	1380	1274	2654
<b>Total 1-12</b>	44121	36269	80390	41566	34864	76430	10263	8565	18828	95055	79491	174546	191005	159189	350194	8494	7612	16106
<b>GTotal</b>	45033	36799	81832	41866	35092	76958	10299	8596	18895	95774	79981	175755	192972	160468	353440	8683	7717	16400
Total Enrollment By Government Management & Class																		
Class	General			SC			ST			OBC			Total			Minority ***		
	Boys	Girls	Total	Boys	Girls	Total	Boys	Girls	Total	Boys	Girls	Total	Boys	Girls	Total	Boys	Girls	Total
<b>**pp</b>	11	12	23	80	67	147	0	0	0	101	134	235	192	213	405	0	0	0
<b>I</b>	1247	1380	2627	2959	2876	5835	593	531	1124	6068	6118	12186	10867	10905	21772	356	365	721
<b>II</b>	1280	1374	2654	2829	2662	5491	533	538	1071	5963	5777	11740	10605	10351	20956	467	479	946
<b>III</b>	1359	1517	2876	3142	3171	6313	570	600	1170	6746	6634	13380	11817	11922	23739	512	510	1022
<b>IV</b>	1121	1294	2415	2546	2519	5065	445	481	926	5130	5367	10497	9242	9661	18903	407	439	846
<b>V</b>	1055	1240	2295	2359	2337	4696	425	460	885	4632	4832	9464	8471	8869	17340	330	400	730
<b>Total 1-5</b>	6062	6805	57770	13835	13565	27400	2566	2610	5176	28539	28728	57267	51002	51708	102710	2072	2193	4265
<b>VI</b>	934	1282	2216	2095	2187	4282	408	469	877	4072	4414	8486	7509	8352	15861	202	276	478
<b>VII</b>	995	1287	2282	2083	2038	4121	401	516	917	4107	4197	8304	7586	8038	15624	219	309	528
<b>VIII</b>	1018	1409	2427	2237	2256	4493	473	629	1102	4033	4320	8353	7761	8614	18666	213	343	556
<b>Total 6-8</b>	2947	3978	6925	6415	6481	12896	1282	1614	2896	12212	12931	25143	22856	25004	47860	634	928	1562
<b>Total 1-8</b>	9009	10783	19792	20250	20046	40296	3848	4224	8072	40751	41659	82410	73858	76712	150570	2706	3121	5827
<b>IX</b>	1069	1521	2590	1877	2103	3980	399	560	959	3434	4040	7474	6779	8224	15003	202	320	522
<b>X</b>	960	1440	2400	1330	1335	2665	318	533	851	2679	3088	5767	5287	6396	11683	163	309	472
<b>Total 9-10</b>	2029	2961	4990	3207	3438	6645	717	1093	1810	6113	7128	13241	12066	14620	26686	365	629	994
<b>XI</b>	838	971	1809	861	637	1498	335	339	674	1904	1718	3622	3938	3665	7603	134	129	263
<b>XII</b>	796	920	1716	765	534	1299	372	267	639	1805	1478	3283	3738	3199	6937	107	160	267
<b>Total 11-12</b>	1634	1891	3525	1626	1171	2797	707	606	1313	3709	3196	6905	7676	6864	14540	241	289	530
<b>Total 9-12</b>	3663	4852	8515	4833	4609	9442	1424	1699	3123	9822	10324	20146	19742	21484	41226	606	918	1524
<b>Total 1-12</b>	12672	15635	28307	25083	24655	49738	5272	5923	11195	50573	51983	102556	93600	98196	191796	3312	4039	7351
<b>GTotal</b>	12683	15647	28330	25163	24722	49885	5272	5923	11195	50674	52117	102791	93792	98409	192201	3312	4039	7351

\* Govt. Management Includes Deptt. of Edu., T&W, Local Body, Sanskrit Edu., KGBV, Shiksha Karmi Management, Madarsa Only

\*\* PP : Pre Primary, \*\*\* Minority Enrollment is Included In ALL Category,

**SCHOOL EDUCATION : DISTRICT REPORT CARD 2017-18**

District Name : Dhaulpur

District Code : 0808

Class Room/Other Room /Building Status/Facilities (Govt. Management*)													
School Category	Status of Class Rooms						Number of Schools		Building Status				
	Class Rooms	Other Rooms	Sch. Req. Maj. Rep.	Class Req. Maj. Rep.	No. of Sch Req. ACR	No. of ACR Req. in	Library	Computer Room	Own	Rented	Rent Free	No Building	Total
PS Only	2596	806	158	274	8	15	429	0	546	0	1	0	547
UPS	2610	670	103	167	25	42	316	10	319	0	0	1	320
<b>Total</b>	<b>5206</b>	<b>1476</b>	<b>261</b>	<b>441</b>	<b>33</b>	<b>57</b>	<b>745</b>	<b>10</b>	<b>865</b>	<b>0</b>	<b>1</b>	<b>1</b>	<b>867</b>
Secondary	874	259	20	34	19	67	77	6	84	0	0	0	84
Sr. Secondary	2027	667	39	112	51	257	158	48	164	0	1	0	165
<b>G.Total</b>	<b>8107</b>	<b>2402</b>	<b>320</b>	<b>587</b>	<b>103</b>	<b>381</b>	<b>980</b>	<b>64</b>	<b>1113</b>	<b>0</b>	<b>2</b>	<b>1</b>	<b>1116</b>

**Number of Schools (Govt. Own Building)**

School Category	Number of Schools Having Facilities (Govt. Own Building)											
	Total Schools	Single Class room	Single Teacher	Separate Toilets for B & G	Single Toilet	No toilets	Functional Toilet	Hand Wash Facility	Drinking Water	Play ground	No Boundry	
PS Only	546	9	100	546	0	0	544	406	384	69	53	
UPS	319	2	4	319	0	0	319	276	261	92	13	
<b>Total</b>	<b>865</b>	<b>11</b>	<b>104</b>	<b>865</b>	<b>0</b>	<b>0</b>	<b>863</b>	<b>682</b>	<b>645</b>	<b>161</b>	<b>66</b>	
Secondary	84	0	0	84	0	0	84	65	74	22	5	
Sr. Secondary	164	3	0	164	0	0	164	123	148	79	10	
<b>G.Total</b>	<b>1113</b>	<b>14</b>	<b>104</b>	<b>1113</b>	<b>0</b>	<b>0</b>	<b>1111</b>	<b>870</b>	<b>867</b>	<b>262</b>	<b>81</b>	

**Number of Schools (Govt. Own Building)**

School Category	Number of Schools Having Facilities (Govt. Own Building)											
	HM Room Req.**	Electricity	Ramps	B.Wall/ Fencing	Staff room for Teacher	Art & Craft Room	Approach Road To School	Arts Streams School	Science Streams School	Commerce Streams School	Vocational Streams School	
PS Only	1	54	385	493	3	0	380	0	0	0	0	
UPS	5	193	252	306	2	0	294	0	0	0	0	
<b>Total</b>	<b>6</b>	<b>247</b>	<b>637</b>	<b>799</b>	<b>5</b>	<b>0</b>	<b>674</b>	<b>0</b>	<b>0</b>	<b>0</b>	<b>0</b>	
Secondary	35	77	72	79	3	17	81	0	0	0	2	
Sr. Secondary	74	158	140	154	26	78	152	151	39	15	18	
<b>G.Total</b>	<b>115</b>	<b>482</b>	<b>849</b>	<b>1032</b>	<b>34</b>	<b>95</b>	<b>907</b>	<b>151</b>	<b>39</b>	<b>15</b>	<b>20</b>	

**Enrollment (Agewise)**

**Indicators (%)**

**Number of Schools (Govt.)**

Age Group	Boys	Girls	Total	School Category	PTR (Govt) ***	SCR (Govt) ***	Gender Gap				PTR> 30/35	SCR> 30/35	PTR> 100	SCR> 100
							SC	ST	All	Min.				
Below 6	10648	8405	19053											
6 to 11	97133	81450	178583	PS Only	35	18	8.25	8.61	8.36	7.42	512	78	19	1
11 to 14	38457	33266	71723	UPS	19	29	7.77	6.89	8.24	0.96	27	102	0	2
6 to 14	135590	114716	250306	Elementary	30	24	8.12	8.00	8.32	5.77	539	180	19	3
14 to 16	22200	22039	44239	Secondary	17	48	6.98	4.64	7.72	0.11	2	54	0	8
16 to 18	12407	12440	24847	Sr. Secondary	25	57	22.99	22.23	19.46	11.71	16	70	1	18

\* Govt. Management Includes Deptt. of Education, Local Body, Sanskrit Education and Shiksha Karmi Management Only.

\*\* Remaining Schools Either having HM Room or not required HM Room as per RTE Norms.

\*\*\* PTR and SCR calculated only for Govt Own Management Schools.

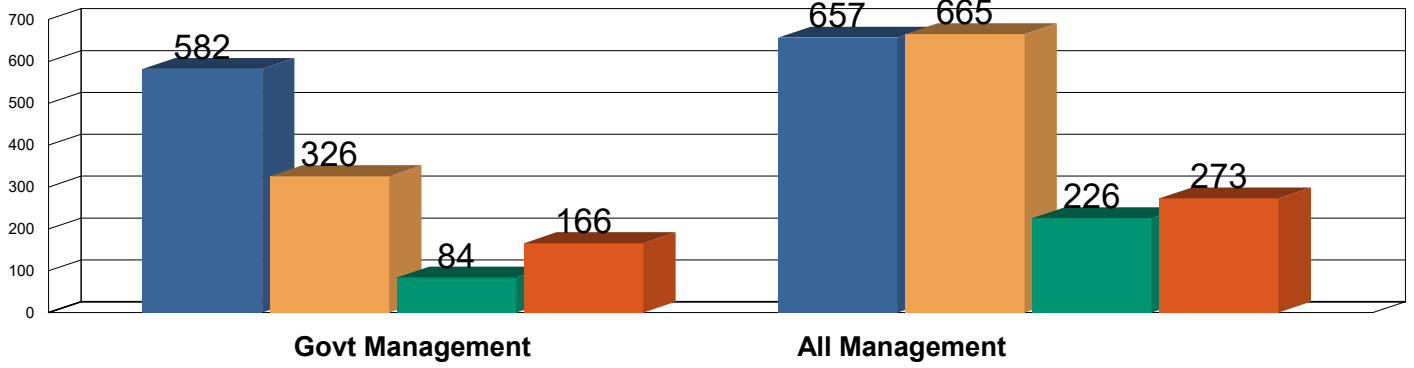
**SCHOOL EDUCATION : DISTRICT REPORT CARD 2017-18**

District Name : **DHAULPUR**

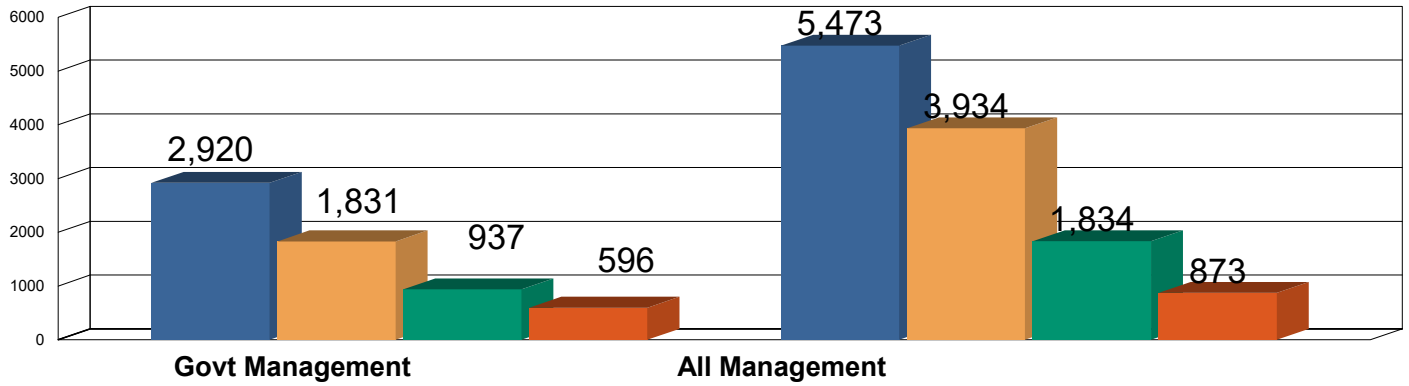
District Code : **0808**

■ PS     
 ■ UPS     
 ■ SEC.     
 ■ SR. SEC

**No. of Schools**

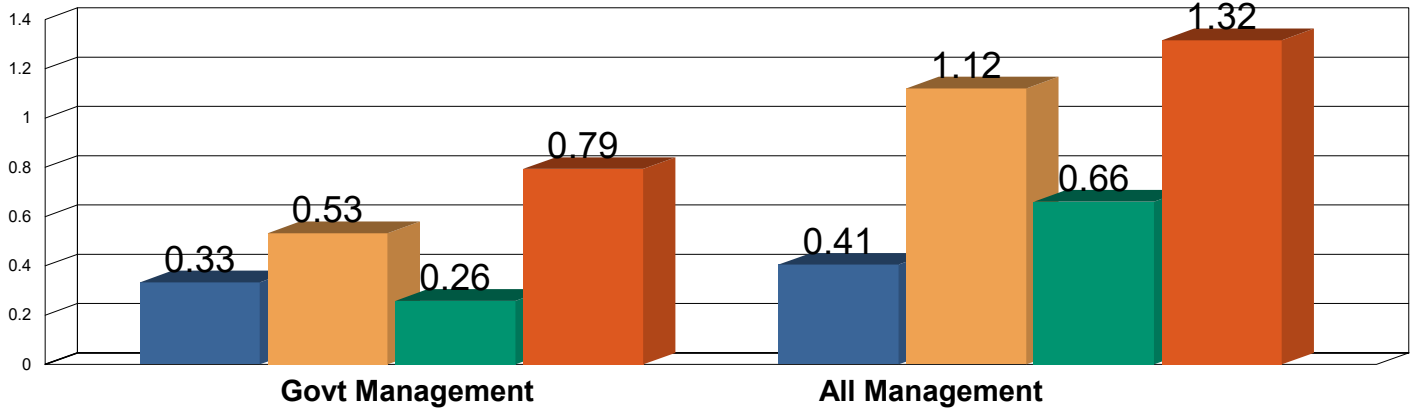


**No. of Teachers**



(Fig. in Lakh)

**Enrollment**





## SCHOOL EDUCATION : DISTRICT REPORT CARD 2017-18

**District Name : DUNGARPUR**
**District Code : 0827**

Blocks	10	PEEO/ CRC	298	Total Schools	2950	Total Teachers	13968	Total Enrollment	394663			
<b>Details of school</b>												
Total Number of Schools							No. of Schools by School Type (Govt)					
School Category	Government			Private			Boys	Girls	Co-Ed	Total		
	Urban	Rural	Total	Urban	Rural	Total						
PS	23	1629	<b>1652</b>	14	147	<b>161</b>	0	0	1652	<b>1652</b>		
UPS	19	437	<b>456</b>	27	180	<b>207</b>	0	7	449	<b>456</b>		
Secondary	5	93	<b>98</b>	15	55	<b>70</b>	0	4	94	<b>98</b>		
Sr. Secondar	8	265	<b>273</b>	13	20	<b>33</b>	0	4	269	<b>273</b>		
<b>Total</b>	<b>55</b>	<b>2424</b>	<b>2479</b>	<b>69</b>	<b>402</b>	<b>471</b>	<b>0</b>	<b>15</b>	<b>2464</b>	<b>2479</b>		
<b>Number of Schools By School Category &amp; Management</b>												
School Category	Dept of Edu.	Tribal	Social Welfare	Local Body	Sans. Edu.	SKS	KGBV	Madarsa	Total State Govt School	Ctr. Govt	Private	Grand Total
Primary only with grades 1 to 5	17	217	0	1349	12	51	0	6	<b>1652</b>	0	161	<b>1813</b>
Upper Primary with grades 1 to 8	435	0	0	0	16	0	0	0	<b>451</b>	0	207	<b>658</b>
Secondary with grades 1 to 10	87	0	0	0	6	0	0	1	<b>94</b>	0	66	<b>160</b>
Higher Secondary with grades 1 to 12	235	0	0	0	2	0	0	0	<b>237</b>	1	28	<b>266</b>
Upper Primary only with grades 6 to 8	0	0	0	0	0	0	5	0	<b>5</b>	0	0	<b>5</b>
Secondary with grades 6 to 10	2	0	0	0	2	0	0	0	<b>4</b>	0	4	<b>8</b>
Higher Secondary with grades 6 to 12	20	5	0	0	1	0	0	0	<b>26</b>	1	2	<b>29</b>
Higher Secondary with grades 9 to 12	9	0	0	0	1	0	0	0	<b>10</b>	0	1	<b>11</b>
<b>Grand Total</b>	<b>805</b>	<b>222</b>	<b>0</b>	<b>1349</b>	<b>40</b>	<b>51</b>	<b>5</b>	<b>7</b>	<b>2479</b>	<b>2</b>	<b>469</b>	<b>2950</b>
<b>Total Number of Teachers</b>												
Classes Taught	Government (State)			Private			Gender Distribution of Teachers (Govt)					
	Male	Female	Total	Male	Female	Total	School Category	Male	Female	Total		
Primary	3035	1550	<b>4585</b>	1166	1247	<b>2413</b>	PS	1833	1039	<b>2872</b>		
Upper Primary	1732	561	<b>2293</b>	791	700	<b>1491</b>	UPS	1636	597	<b>2233</b>		
Secondary	1194	333	<b>1527</b>	253	182	<b>435</b>	Secondary	602	246	<b>848</b>		
Sr. Secondar	907	186	<b>1093</b>	77	54	<b>131</b>	Sr. Secondary	2797	748	<b>3545</b>		
<b>Total</b>	<b>6868</b>	<b>2630</b>	<b>9498</b>	<b>2287</b>	<b>2183</b>	<b>4470</b>	<b>Total</b>	<b>6868</b>	<b>2630</b>	<b>9498</b>		
<b>Enrollment</b>												
Enrollment of SC/ST (ALL Mgt)	Primary (1-5)	Upper Pri.(6-8)	Sec./Sr. Sec.(9-12)	Total Enrollment School Category Wise***								
% SC Enrollment	3.14	3.29	3.60	School Cat.	Govt.	Pvt.	Urban Govt.	Rural Govt.				
% SC girls to SC Enrollment	45.99	45.58	47.43	PS Only	77235	7854	965	76270				
% ST Enrollment	81.96	79.36	74.59	UPS	71839	24226	2258	69581				
% ST girls to ST Enrollment	48.29	48.13	51.62	Secondary	27178	15895	1700	25478				
% Minority Enrollment	1.22	1.26	1.33	Sr. Secondary	128141	17777	5022	123119				
% Min. girls to Min. Enrollment	48.69	47.62	48.89	<b>G.Total</b>	<b>304393</b>	<b>65752</b>	<b>9945</b>	<b>294448</b>				

\* Govt. Management Includes Deptt. of Edu., T&W, Local Body, Sanskrit Edu., KGBV, Shiksha Karmi Management, Madarsa Only

\*\* PP : Pre Primary, \*\*\* This does not include Pre-Primary Enrollment

**SCHOOL EDUCATION : DISTRICT REPORT CARD 2017-18**

District Name : **Dungarpur**

District Code : **0827**

<b>Total Enrollment By All (Govt.* + Pvt.) Management &amp; Class</b>																		
Class	General			SC			ST			OBC			Total			Minority ***		
	Boys	Girls	Total	Boys	Girls	Total	Boys	Girls	Total	Boys	Girls	Total	Boys	Girls	Total	Boys	Girls	Total
<b>**PP</b>	2403	1784	4187	1234	603	1837	6581	4380	10961	4296	3237	7533	14514	10004	24518	549	480	1029
<b>I</b>	1051	816	1867	667	543	1210	15914	14977	30891	2005	1593	3598	19637	17929	37566	263	232	495
<b>II</b>	1085	843	1928	671	579	1250	16926	15461	32387	2041	1677	3718	20723	18560	39283	250	232	482
<b>III</b>	1055	854	1909	661	607	1268	17246	15838	33084	2019	1735	3754	20981	19034	40015	235	246	481
<b>IV</b>	993	850	1843	589	495	1084	14819	14351	29170	2018	1654	3672	18419	17350	35769	208	203	411
<b>V</b>	989	809	1798	557	454	1011	13682	12766	26448	1893	1641	3534	17121	15670	32791	203	187	390
<b>Total 1-5</b>	5173	4172	9345	3145	2678	5823	78587	73393	151980	9976	8300	18276	96881	88543	185424	1159	1100	2259
<b>VI</b>	1094	783	1877	540	473	1013	13234	11991	25225	1965	1702	3667	16833	14949	31782	207	196	403
<b>VII</b>	1055	843	1898	601	476	1077	13337	12228	25565	1987	1645	3632	16980	15192	32172	239	181	420
<b>VIII</b>	1025	871	1896	588	499	1087	13185	12673	25858	2040	1748	3788	16838	15791	32629	192	203	395
<b>Total 6-8</b>	3174	5671	5671	1729	1448	3177	39756	36892	76648	5992	5095	11087	50651	45932	96583	638	580	1218
<b>Total 6-9</b>	8347	6669	15016	4874	4126	9000	118343	110285	228628	15968	13395	29363	147532	134475	282007	1797	1680	3477
<b>IX</b>	1015	777	1792	528	463	991	11626	11191	22817	1973	1668	3641	15142	14099	29241	182	194	376
<b>X</b>	946	827	1773	435	429	864	8679	9791	18470	1785	1586	3371	11845	12633	24478	166	155	321
<b>Total 9-10</b>	1961	1604	3565	963	892	1855	20305	20982	41287	3758	3254	7012	26987	26732	53719	348	349	697
<b>XI</b>	852	613	1465	342	320	662	6146	6879	13025	1557	1332	2889	8897	9144	18041	141	131	272
<b>XII</b>	854	611	1465	362	292	654	5355	6077	11432	1542	1285	2827	8113	8265	16378	112	95	207
<b>Total 11-12</b>	1706	1224	2930	704	612	1316	11501	12956	24457	3099	2617	5716	17010	17409	34419	253	226	479
<b>Total 9-12</b>	3667	2828	6495	1667	1504	3171	31806	33938	65744	6857	5871	12728	43997	44141	88138	601	575	1176
<b>Total 1-12</b>	12014	9497	21511	6541	5630	12171	150149	144223	294372	22825	19266	42091	191529	178616	370145	2398	2255	4653
<b>GTot</b>	14417	11281	25698	7775	6233	14008	156730	148603	305333	27121	22503	49624	206043	188620	394663	2947	2735	5682

<b>Total Enrollment By Government Management &amp; Class</b>																		
Class	General			SC			ST			OBC			Total			Minority ***		
	Boys	Girls	Total	Boys	Girls	Total	Boys	Girls	Total	Boys	Girls	Total	Boys	Girls	Total	Boys	Girls	Total
<b>**pp</b>	22	31	53	1	2	3	281	285	566	0	0	0	304	318	622	21	29	50
<b>I</b>	206	204	410	332	318	650	13152	13087	26239	463	471	934	14153	14080	28233	86	86	172
<b>II</b>	153	199	352	366	376	742	14242	13793	28035	529	601	1130	15290	14969	30259	69	90	159
<b>III</b>	168	202	370	375	416	791	14879	14348	29227	533	694	1227	15955	15660	31615	54	74	128
<b>IV</b>	150	195	345	313	341	654	12671	12992	25663	520	649	1169	13654	14177	27831	62	64	126
<b>V</b>	137	209	346	333	323	656	11728	11574	23302	515	693	1208	12713	12799	25512	53	63	116
<b>Total 1-5</b>	814	1009	72499	1719	1774	3493	66672	65794	132466	2560	3108	5668	71765	71685	143450	324	377	701
<b>VI</b>	212	222	434	371	370	741	11902	11311	23213	676	894	1570	13161	12797	25958	62	82	144
<b>VII</b>	244	304	548	407	379	786	12280	11673	23953	820	970	1790	13751	13326	27077	65	68	133
<b>VIII</b>	269	345	614	440	418	858	12179	12092	24271	983	1128	2111	13871	13983	27951	53	94	147
<b>Total 6-8</b>	725	871	1596	1218	1167	2385	36361	35076	71437	2479	2992	5471	40783	40106	80889	180	244	424
<b>Total 1-8</b>	1539	1880	3419	2937	2941	5878	103033	100870	203903	5039	6100	11139	112548	111791	224339	504	621	1125
<b>IX</b>	410	401	811	437	419	856	11196	10958	22154	1219	1311	2530	13262	13089	26351	91	113	204
<b>X</b>	411	463	874	357	378	735	8270	9550	17820	1143	1264	2407	10181	11655	21836	83	91	174
<b>Total 9-10</b>	821	864	1685	794	797	1591	19466	20508	39974	2362	2575	4937	23443	24744	48187	174	204	378
<b>XI</b>	526	424	950	296	299	595	5976	6756	12732	1264	1219	2483	8062	8698	16760	74	86	160
<b>XII</b>	532	404	936	328	270	598	5185	6003	11188	1267	1118	2385	7312	7795	15107	57	52	109
<b>Total 11-12</b>	1058	828	1886	624	569	1193	11161	12759	23920	2531	2337	4868	15374	16493	31867	131	138	269
<b>Total 9-12</b>	1879	1692	3571	1418	1366	2784	30627	33267	63894	4893	4912	9805	38817	41237	80054	305	342	647
<b>Total 1-12</b>	3418	3572	6990	4355	4307	8662	133660	134137	267797	9932	11012	20944	151365	153028	304393	809	963	1772
<b>GTot</b>	3440	3603	7043	4356	4309	8665	133941	134422	268363	9932	11012	20944	151669	153346	305015	830	992	1822

\* Govt. Management Includes Deptt. of Edu., T&W, Local Body, Sanskrit Edu., KGBV, Shiksha Karmi Management, Madarsa Only

\*\* PP : Pre Primary, \*\*\* Minority Enrollment is Included In ALL Category,

**SCHOOL EDUCATION : DISTRICT REPORT CARD 2017-18**

District Name : **Dungarpur**

District Code : **0827**

Class Room/Other Room /Building Status/Facilities (Govt. Management*)													
School Category	Status of Class Rooms						Number of Schools		Building Status				
	Class Rooms	Other Rooms	Sch. Req. Maj. Rep.	Class Req. Maj. Rep.	No. of Sch Req. ACR	No. of ACR Req. in	Library	Computer Room	Own	Rented	Rent Free	No Building	Total
PS Only	6008	1637	497	847	24	25	920	0	1421	0	8	0	1429
UPS	3935	1025	218	468	34	67	422	22	449	0	2	0	451
<b>Total</b>	<b>9943</b>	<b>2662</b>	<b>715</b>	<b>1315</b>	<b>58</b>	<b>92</b>	<b>1342</b>	<b>22</b>	<b>1870</b>	<b>0</b>	<b>10</b>	<b>0</b>	<b>1880</b>
Secondary	1092	375	37	95	16	47	85	14	96	0	1	0	97
Sr. Secondary	3224	1152	99	278	84	453	242	76	267	0	1	0	268
<b>G.Total</b>	<b>14259</b>	<b>4189</b>	<b>851</b>	<b>1688</b>	<b>158</b>	<b>592</b>	<b>1669</b>	<b>112</b>	<b>2233</b>	<b>0</b>	<b>12</b>	<b>0</b>	<b>2245</b>

**Number of Schools (Govt. Own Building)**

School Category	Number of Schools Having Facilities (Govt. Own Building)											
	Total Schools	Single Class room	Single Teacher	Separate Toilets for B & G	Single Toilet	No toilets	Functional Toilet	Hand Wash Facility	Drinking Water	Play ground	No Boundry	
PS Only	1421	26	470	1421	0	0	1402	822	1396	308	759	
UPS	449	2	5	449	0	0	447	278	446	134	51	
<b>Total</b>	<b>1870</b>	<b>28</b>	<b>475</b>	<b>1870</b>	<b>0</b>	<b>0</b>	<b>1849</b>	<b>1100</b>	<b>1842</b>	<b>442</b>	<b>810</b>	
Secondary	96	1	0	96	0	0	89	57	95	37	9	
Sr. Secondary	267	6	0	267	0	0	258	156	266	150	18	
<b>G.Total</b>	<b>2233</b>	<b>35</b>	<b>475</b>	<b>2233</b>	<b>0</b>	<b>0</b>	<b>2196</b>	<b>1313</b>	<b>2203</b>	<b>629</b>	<b>837</b>	

**Number of Schools (Govt. Own Building)**

School Category	Number of Schools Having Facilities (Govt. Own Building)											
	HM Room Req.**	Electricity	Ramps	B.Wall/ Fencing	Staff room for Teacher	Art & Craft Room	Approach Road To School	Arts Streams School	Science Streams School	Commerce Streams School	Vocational Streams School	
PS Only	4	70	517	662	11	0	1108	0	0	0	0	
UPS	16	297	241	398	16	3	416	0	0	0	0	
<b>Total</b>	<b>20</b>	<b>367</b>	<b>758</b>	<b>1060</b>	<b>27</b>	<b>3</b>	<b>1524</b>	<b>0</b>	<b>0</b>	<b>0</b>	<b>0</b>	
Secondary	47	95	69	87	14	42	93	0	0	0	1	
Sr. Secondary	152	267	191	249	117	162	260	216	99	20	66	
<b>G.Total</b>	<b>219</b>	<b>729</b>	<b>1018</b>	<b>1396</b>	<b>158</b>	<b>207</b>	<b>1877</b>	<b>216</b>	<b>99</b>	<b>20</b>	<b>67</b>	

**Enrollment (Agewise)**

**Indicators (%)**

**Number of Schools (Govt.)**

Age Group	Boys	Girls	Total	School Category	PTR (Govt) ***	SCR (Govt) ***	Gender Gap				PTR> 30/35	SCR> 30/35	PTR> 100	SCR> 100
							SC	ST	All	Min.				
Below 6	14180	12923	27103											
6 to 11	85573	79156	164729	PS Only	31	17	8.02	3.42	4.50	2.61	964	150	44	1
11 to 14	42536	38288	80824	UPS	26	25	8.84	3.74	4.89	4.76	103	104	4	0
6 to 14	128109	117444	245553	Elementary	30	21	8.31	3.52	4.63	3.36	1067	254	48	1
14 to 16	24011	22946	46957	Secondary	21	102	3.83	-1.64	0.47	-0.14	6	50	1	9
16 to 18	12681	12619	25300	Sr. Secondary	29	83	6.99	-5.95	-1.16	5.64	43	136	3	49

\* Govt. Management Includes Deptt. of Education, Local Body, Sanskrit Education and Shiksha Karmi Management Only.

\*\* Remaining Schools Either having HM Room or not required HM Room as per RTE Norms.

\*\*\* PTR and SCR calculated only for Govt Own Management Schools.

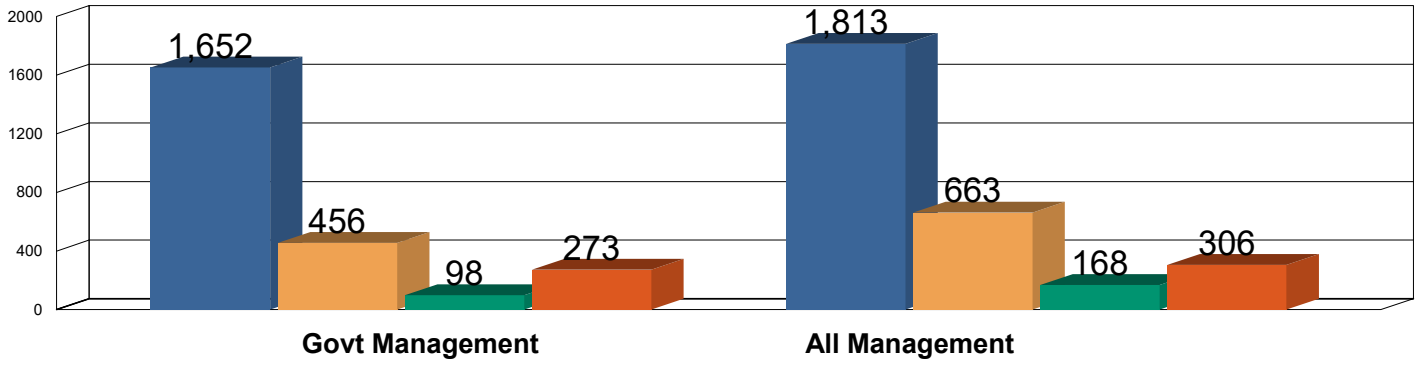
**SCHOOL EDUCATION : DISTRICT REPORT CARD 2017-18**

District Name : **DUNGARPUR**

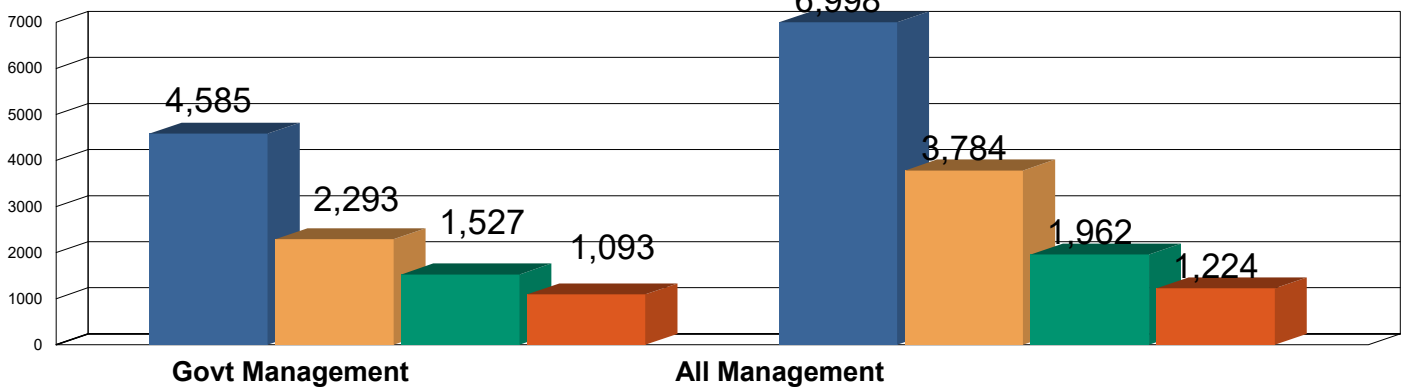
District Code : **0827**

PS
  UPS
  SEC.
  SR. SEC

**No. of Schools**

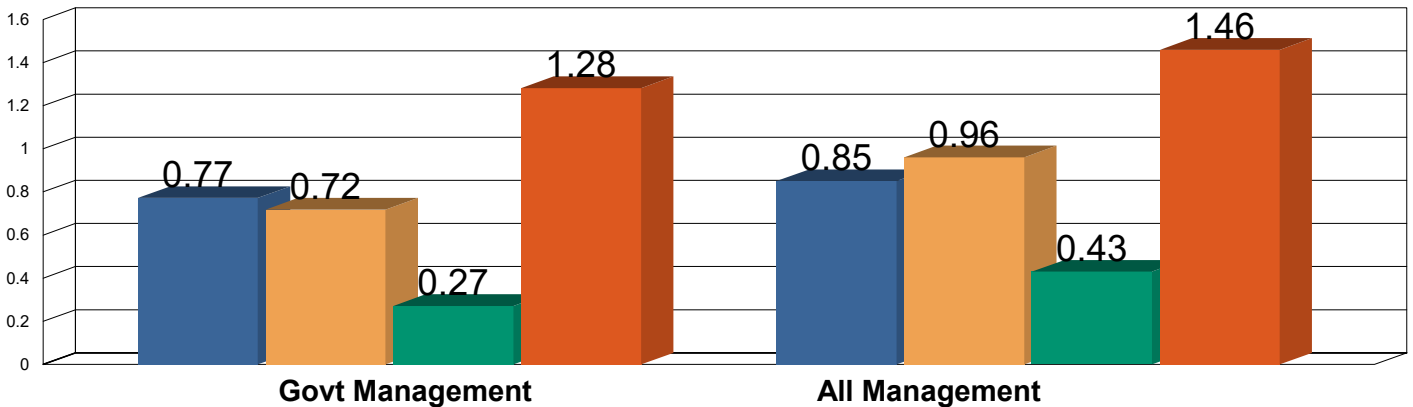


**No. of Teachers**



(Fig. in Lakh)

**Enrollment**



**SCHOOL EDUCATION : DISTRICT REPORT CARD 2017-18**

**District Name : GANGANAGAR**

**District Code : 0801**

Blocks	9	PEEO/ CRC	366	Total Schools	3057	Total Teachers	19999	Total Enrollment	440907			
<b>Details of school</b>												
<b>Total Number of Schools</b>							<b>No. of Schools by School Type (Govt)</b>					
School Category	Government			Private			Boys	Girls	Co-Ed	Total		
	Urban	Rural	Total	Urban	Rural	Total						
PS	34	856	890	33	50	83	0	0	890	890		
UPS	40	553	593	138	352	490	0	0	593	593		
Secondary	4	123	127	78	150	228	0	0	127	127		
Sr. Secondar	26	298	324	134	188	322	0	0	324	324		
<b>Total</b>	<b>104</b>	<b>1830</b>	<b>1934</b>	<b>383</b>	<b>740</b>	<b>1123</b>	<b>0</b>	<b>0</b>	<b>1934</b>	<b>1934</b>		
<b>Number of Schools By School Category &amp; Management</b>												
School Category	Dept of Edu.	Tribal	Social Welfare	Local Body	Sans. Edu.	SKS	KGBV	Madarsa	Total State Govt School	Ctr. Govt	Private	Grand Total
Primary only with grades 1 to 5	32	0	0	839	7	10	0	2	890	0	83	973
Upper Primary with grades 1 to 8	574	0	0	0	18	0	0	0	592	0	490	1082
Secondary with grades 1 to 10	125	0	0	0	1	0	0	0	126	2	219	347
Higher Secondary with grades 1 to 12	315	0	0	0	1	0	0	0	316	5	297	618
Upper Primary only with grades 6 to 8	0	0	0	0	0	0	1	0	1	0	0	1
Secondary with grades 6 to 10	1	0	0	0	0	0	0	0	1	1	6	8
Higher Secondary with grades 6 to 12	7	0	0	0	0	0	0	0	7	1	16	24
Higher Secondary with grades 9 to 12	1	0	0	0	0	0	0	0	1	0	3	4
<b>Grand Total</b>	<b>1055</b>	<b>0</b>	<b>0</b>	<b>839</b>	<b>27</b>	<b>10</b>	<b>1</b>	<b>2</b>	<b>1934</b>	<b>9</b>	<b>1114</b>	<b>3057</b>
<b>Total Number of Teachers</b>												
Classes Taught	Government (State)			Private			Gender Distribution of Teachers (Govt)					
	Male	Female	Total	Male	Female	Total	School Category	Male	Female	Total		
Primary	2007	1781	3788	1486	2459	3945	PS	855	679	1534		
Upper Primary	1495	1137	2632	1656	1807	3463	UPS	1474	1342	2816		
Secondary	1104	709	1813	985	866	1851	Secondary	664	480	1144		
Sr. Secondar	721	513	1234	768	505	1273	Sr. Secondary	2334	1639	3973		
<b>Total</b>	<b>5327</b>	<b>4140</b>	<b>9467</b>	<b>4895</b>	<b>5637</b>	<b>10532</b>	<b>Total</b>	<b>5327</b>	<b>4140</b>	<b>9467</b>		
<b>Enrollment</b>												
Enrollment of SC/ST (ALL Mgt)	Primary (1-5)	Upper Pri.(6-8)	Sec./Sr. Sec.(9-12)	Total Enrollment School Category Wise***								
% SC Enrollment	47.31	45.01	36.08	School Cat.	Govt.	Pvt.	Urban Govt.	Rural Govt.				
% SC girls to SC Enrollment	47.24	47.98	47.86	PS Only	23928	5366	1218	22710				
% ST Enrollment	0.68	0.58	0.89	UPS	53932	49653	4321	49611				
% ST girls to ST Enrollment	44.57	48.42	47.33	Secondary	25417	43164	1475	23942				
% Minority Enrollment	2.79	2.37	1.70	Sr. Secondary	95380	118218	12127	83253				
% Min. girls to Min. Enrollment	45.21	46.15	40.95	<b>G.Total</b>	<b>198657</b>	<b>216401</b>	<b>19141</b>	<b>179516</b>				

\* Govt. Management Includes Deptt. of Edu., T&W,Local Body, Sanskrit Edu., KGBV,Shiksha Karmi Management, Madarsa Only

\*\* PP : Pre Primary, \*\*\* This does not include Pre-Primary Enrollment

**SCHOOL EDUCATION : DISTRICT REPORT CARD 2017-18**

District Name : Ganganagar

District Code : 0801

Total Enrollment By All (Govt.* + Pvt.) Management & Class																		
Class	General			SC			ST			OBC			Total			Minority ***		
	Boys	Girls	Total	Boys	Girls	Total	Boys	Girls	Total	Boys	Girls	Total	Boys	Girls	Total	Boys	Girls	Total
**PP	4115	3283	7398	3009	2375	5384	183	162	345	7075	5647	12722	14382	11467	25849	354	301	655
I	2954	2451	5405	9487	8372	17859	140	107	247	7916	6571	14487	20497	17501	37998	610	466	1076
II	2705	2227	4932	9798	8690	18488	163	137	300	8093	6915	15008	20759	17969	38728	555	475	1030
III	2876	2285	5161	10470	9587	20057	123	130	253	8446	7032	15478	21915	19034	40949	646	541	1187
IV	2783	2278	5061	9229	8269	17498	154	108	262	8030	6645	14675	20196	17300	37496	559	494	1053
V	2798	2219	5017	8994	8039	17033	140	97	237	8052	6688	14740	19984	17043	37027	564	445	1009
Total 1-5	14116	11460	25576	47978	42957	90935	720	579	1299	40537	33851	74388	103351	88847	192198	2934	2421	5355
VI	2661	2128	4789	8637	7657	16294	112	86	198	8032	6649	14681	19442	16520	35962	449	381	830
VII	2693	2085	4778	8253	7623	15876	92	108	200	8391	6622	15013	19429	16438	35867	448	380	828
VIII	2691	2116	4807	8673	8301	16974	123	113	236	8520	6829	15349	20007	17359	37366	494	431	925
Total 6-8	8045	14374	14374	25563	23581	49144	327	307	634	24943	20100	45043	58878	50317	109195	1391	1192	2583
Total 6-8	22161	17789	39950	73541	66538	140079	1047	886	1933	65480	53951	119431	162229	139164	301393	4325	3613	7938
IX	2600	1971	4571	7399	6706	14105	144	108	252	8444	6692	15136	18587	15477	34064	371	266	637
X	2500	1913	4413	5979	5610	11589	144	118	262	8271	6688	14959	16894	14329	31223	316	251	567
Total 9-10	5100	3884	8984	13378	12316	25694	288	226	514	16715	13380	30095	35481	29806	65287	687	517	1204
XI	2220	1596	3816	4220	3953	8173	123	121	244	7052	5456	12508	13615	11126	24741	239	156	395
XII	2225	1757	3982	3784	3357	7141	122	132	254	6895	5365	12260	13026	10611	23637	216	119	335
Total 11-12	4445	3353	7798	8004	7310	15314	245	253	498	13947	10821	24768	26641	21737	48378	455	275	730
Total 9-12	9545	7237	16782	21382	19626	41008	533	479	1012	30662	24201	54863	62122	51543	113665	1142	792	1934
Total 1-12	31706	25026	56732	94923	86164	181087	1580	1365	2945	96142	78152	174294	224351	190707	415058	5467	4405	9872
GTotal	35821	28309	64130	97932	88539	186471	1763	1527	3290	103217	83799	187016	238733	202174	440907	5821	4706	10527

Total Enrollment By Government Management & Class																		
Class	General			SC			ST			OBC			Total			Minority ***		
	Boys	Girls	Total	Boys	Girls	Total	Boys	Girls	Total	Boys	Girls	Total	Boys	Girls	Total	Boys	Girls	Total
**pp	0	0	0	0	0	0	0	0	0	0	0	0	0	0	0	0	0	0
I	394	385	779	5597	5392	10989	24	15	39	2176	2271	4447	8191	8063	16254	240	225	465
II	429	414	843	6061	5831	11892	38	37	75	2564	2583	5147	9092	8865	17957	269	253	522
III	400	439	839	6890	6965	13855	23	23	46	2726	2846	5572	10039	10273	20312	298	304	602
IV	359	450	809	6061	5980	12041	21	37	58	2599	2633	5232	9040	9100	18140	277	281	558
V	378	408	786	5864	5647	11511	21	21	42	2503	2619	5122	8766	8695	17461	243	248	491
Total 1-5	1960	2096	4056	30473	29815	60288	127	133	260	12568	12952	25520	45128	44996	90124	1327	1311	2638
VI	341	392	733	5617	5489	11106	20	21	41	2582	2708	5290	8560	8610	17170	178	193	371
VII	337	427	764	5973	5992	11965	28	36	64	3130	3128	6258	9468	9583	19051	204	226	430
VIII	409	488	897	6536	6769	13305	34	45	79	3501	3384	6885	10480	10686	18543	237	234	471
Total 6-8	1087	1307	2394	18126	18250	36376	82	102	184	9213	9220	18433	28508	28879	57387	619	653	1272
Total 1-8	3047	3403	6450	48599	48065	96664	209	235	444	21781	22172	43953	73636	73875	147511	1946	1964	3910
IX	360	379	739	5353	5338	10691	36	34	70	3372	3356	6728	9121	9107	18228	151	141	292
X	290	380	670	3651	4035	7686	27	27	54	2738	2931	5669	6706	7373	14079	98	109	207
Total 9-10	650	759	1409	9004	9373	18377	63	61	124	6110	6287	12397	15827	16480	32307	249	250	499
XI	313	246	559	2661	2732	5393	21	18	39	2418	2141	4559	5413	5137	10550	84	70	154
XII	226	243	469	2032	2040	4072	25	12	37	1908	1803	3711	4191	4098	8289	60	54	114
Total 11-12	539	489	1028	4693	4772	9465	46	30	76	4326	3944	8270	9604	9235	18839	144	124	268
Total 9-12	1189	1248	2437	13697	14145	27842	109	91	200	10436	10231	20667	25431	25715	51146	393	374	767
Total 1-12	4236	4651	8887	62296	62210	124506	318	326	644	32217	32403	64620	99067	99590	198657	2339	2338	4677
GTotal	4236	4651	8887	62296	62210	124506	318	326	644	32217	32403	64620	99067	99590	198657	2339	2338	4677

\* Govt. Management Includes Deptt. of Edu., T&W, Local Body, Sanskrit Edu., KGBV, Shiksha Karmi Management, Madarsa Only

\*\* PP : Pre Primary, \*\*\* Minority Enrollment is Included In ALL Category,

**SCHOOL EDUCATION : DISTRICT REPORT CARD 2017-18**

District Name : Ganganagar

District Code : 0801

Class Room/Other Room /Building Status/Facilities (Govt. Management*)													
School Category	Status of Class Rooms						Number of Schools		Building Status				
	Class Rooms	Other Rooms	Sch. Req. Maj. Rep.	Class Req. Maj. Rep.	No. of Sch Req. ACR	No. of ACR Req. in	Library	Computer Room	Own	Rented	Rent Free	No Building	Total
PS Only	3111	723	161	281	7	7	648	0	883	0	5	0	888
UPS	4508	1085	177	330	29	50	582	47	587	1	4	0	592
<b>Total</b>	<b>7619</b>	<b>1808</b>	<b>338</b>	<b>611</b>	<b>36</b>	<b>57</b>	<b>1230</b>	<b>47</b>	<b>1470</b>	<b>1</b>	<b>9</b>	<b>0</b>	<b>1480</b>
Secondary	1134	366	29	72	26	70	123	24	127	0	0	0	127
Sr. Secondary	3106	1104	81	190	132	548	312	113	323	0	1	0	324
<b>G.Total</b>	<b>11859</b>	<b>3278</b>	<b>448</b>	<b>873</b>	<b>194</b>	<b>675</b>	<b>1665</b>	<b>184</b>	<b>1920</b>	<b>1</b>	<b>10</b>	<b>0</b>	<b>1931</b>

**Number of Schools (Govt. Own Building)**

School Category	Number of Schools Having Facilities (Govt. Own Building)											
	Total Schools	Single Class room	Single Teacher	Separate Toilets for B & G	Single Toilet	No toilets	Functional Toilet	Hand Wash Facility	Drinking Water	Play ground	No Boundry	
PS Only	883	10	284	883	0	0	882	665	796	295	125	
UPS	587	1	11	587	0	0	586	507	571	295	11	
<b>Total</b>	<b>1470</b>	<b>11</b>	<b>295</b>	<b>1470</b>	<b>0</b>	<b>0</b>	<b>1468</b>	<b>1172</b>	<b>1367</b>	<b>590</b>	<b>136</b>	
Secondary	127	0	0	127	0	0	126	102	125	71	2	
Sr. Secondary	323	3	0	323	0	0	319	253	317	197	5	
<b>G.Total</b>	<b>1920</b>	<b>14</b>	<b>295</b>	<b>1920</b>	<b>0</b>	<b>0</b>	<b>1913</b>	<b>1527</b>	<b>1809</b>	<b>858</b>	<b>143</b>	

**Number of Schools (Govt. Own Building)**

School Category	Number of Schools Having Facilities (Govt. Own Building)											
	HM Room Req.**	Electricity	Ramps	B.Wall/ Fencing	Staff room for Teacher	Art & Craft Room	Approach Road To School	Arts Streams School	Science Streams School	Commerce Streams School	Vocational Streams School	
PS Only	1	482	512	758	11	0	634	0	0	0	0	
UPS	1	584	427	576	28	0	508	0	0	0	0	
<b>Total</b>	<b>2</b>	<b>1066</b>	<b>939</b>	<b>1334</b>	<b>39</b>	<b>0</b>	<b>1142</b>	<b>0</b>	<b>0</b>	<b>0</b>	<b>0</b>	
Secondary	59	127	89	125	14	15	117	0	0	0	0	
Sr. Secondary	187	323	203	318	73	107	310	301	47	20	18	
<b>G.Total</b>	<b>248</b>	<b>1516</b>	<b>1231</b>	<b>1777</b>	<b>126</b>	<b>122</b>	<b>1569</b>	<b>301</b>	<b>47</b>	<b>20</b>	<b>18</b>	

**Enrollment (Agewise)**

**Indicators (%)**

**Number of Schools (Govt.)**

Age Group	Boys	Girls	Total	School Category	PTR (Govt) ***	SCR (Govt) ***	Gender Gap				PTR> 30/35	SCR> 30/35	PTR> 100	SCR> 100
							SC	ST	All	Min.				
Below 6	10581	9903	20484											
6 to 11	93829	80920	174749	PS Only	23	10	5.52	10.85	7.55	9.58	378	12	9	0
11 to 14	50081	42137	92218	UPS	14	20	4.03	3.15	7.84	7.70	27	79	0	3
6 to 14	143910	123057	266967	Elementary	20	16	5.00	8.33	7.65	8.97	405	91	9	3
14 to 16	34001	32544	66545	Secondary	12	50	4.13	12.06	8.69	14.12	1	40	0	1
16 to 18	20718	20652	41370	Sr. Secondary	15	44	4.53	-1.61	10.14	24.66	7	59	0	9

\* Govt. Management Includes Deptt. of Education, Local Body, Sanskrit Education and Shiksha Karmi Management Only.

\*\* Remaining Schools Either having HM Room or not required HM Room as per RTE Norms.

\*\*\* PTR and SCR calculated only for Govt Own Management Schools.

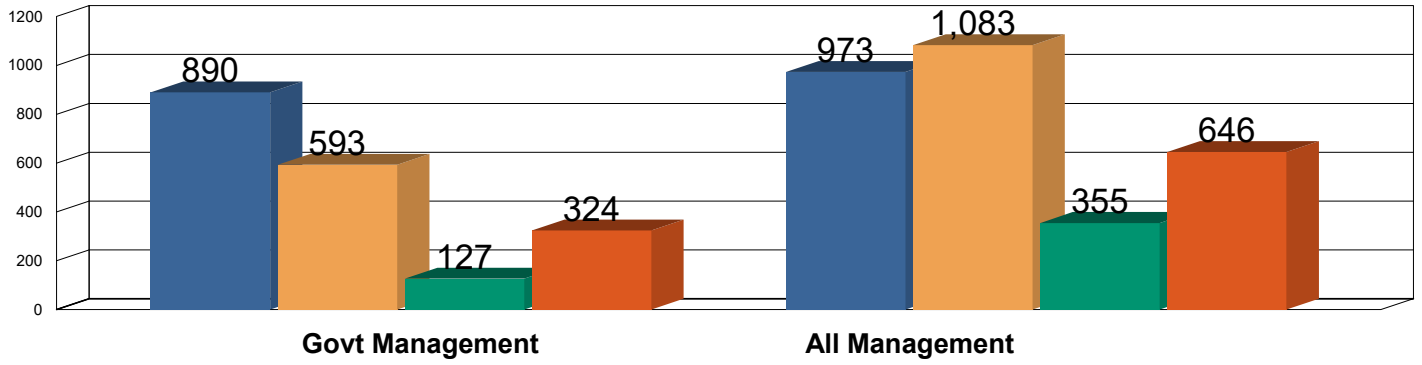
**SCHOOL EDUCATION : DISTRICT REPORT CARD 2017-18**

District Name : **GANGANAGAR**

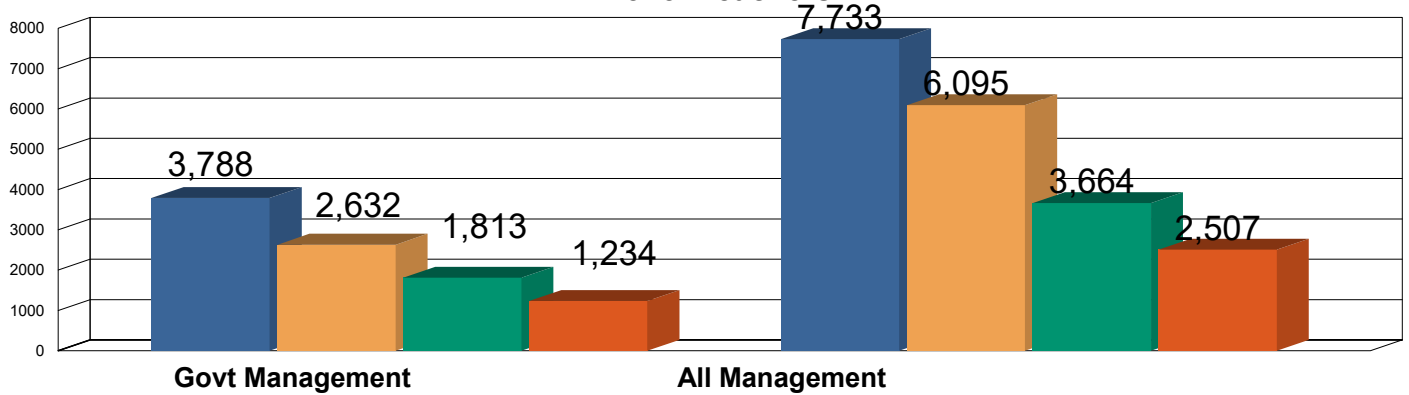
District Code : **0801**



**No. of Schools**

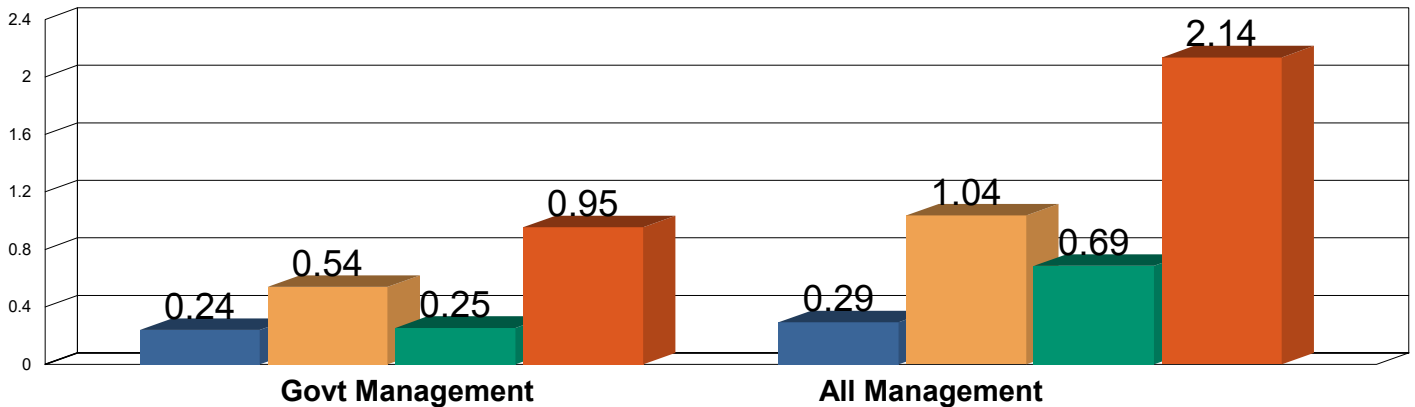


**No. of Teachers**



(Fig. in Lakh)

**Enrollment**





**SCHOOL EDUCATION : DISTRICT REPORT CARD 2017-18**

**District Name : HANUMANGARH**

**District Code : 0802**

Blocks	7	PEEO/ CRC	263	Total Schools	2103	Total Teachers	16735	Total Enrollment	407053			
<b>Details of school</b>												
<b>Total Number of Schools</b>							<b>No. of Schools by School Type (Govt)</b>					
School Category	Government			Private			Boys	Girls	Co-Ed	Total		
	Urban	Rural	Total	Urban	Rural	Total						
PS	24	308	332	8	14	22	0	0	332	332		
UPS	39	395	434	116	304	420	0	1	433	434		
Secondary	2	93	95	77	163	240	0	2	93	95		
Sr. Secondar	15	228	243	118	199	317	0	2	241	243		
<b>Total</b>	<b>80</b>	<b>1024</b>	<b>1104</b>	<b>319</b>	<b>680</b>	<b>999</b>	<b>0</b>	<b>5</b>	<b>1099</b>	<b>1104</b>		
<b>Number of Schools By School Category &amp; Management</b>												
School Category	Dept of Edu.	Tribal	Social Welfare	Local Body	Sans. Edu.	SKS	KGBV	Madarsa	Total State Govt School	Ctr. Govt	Private	Grand Total
Primary only with grades 1 to 5	14	1	0	293	9	0	0	15	332	0	22	354
Upper Primary with grades 1 to 8	411	1	0	0	19	0	0	2	433	1	419	853
Secondary with grades 1 to 10	90	0	0	0	3	0	0	1	94	0	239	333
Higher Secondary with grades 1 to 12	238	0	0	0	3	0	0	1	242	0	307	549
Upper Primary only with grades 6 to 8	0	0	0	0	0	0	1	0	1	0	0	1
Secondary with grades 6 to 10	1	0	0	0	0	0	0	0	1	0	1	2
Higher Secondary with grades 6 to 12	1	0	0	0	0	0	0	0	1	1	7	9
Higher Secondary with grades 9 to 12	0	0	0	0	0	0	0	0	0	0	2	2
<b>Grand Total</b>	<b>755</b>	<b>2</b>	<b>0</b>	<b>293</b>	<b>34</b>	<b>0</b>	<b>1</b>	<b>19</b>	<b>1104</b>	<b>2</b>	<b>997</b>	<b>2103</b>
<b>Total Number of Teachers</b>												
Classes Taught	Government (State)			Private			Gender Distribution of Teachers (Govt)					
	Male	Female	Total	Male	Female	Total	School Category	Male	Female	Total		
Primary	1526	875	2401	1953	1505	3458	PS	340	241	581		
Upper Primary	1576	740	2316	1822	1352	3174	UPS	1358	773	2131		
Secondary	1112	466	1578	1147	720	1867	Secondary	726	257	983		
Sr. Secondar	555	272	827	700	414	1114	Sr. Secondary	2345	1082	3427		
<b>Total</b>	<b>4769</b>	<b>2353</b>	<b>7122</b>	<b>5622</b>	<b>3991</b>	<b>9613</b>	<b>Total</b>	<b>4769</b>	<b>2353</b>	<b>7122</b>		
<b>Enrollment</b>												
Enrollment of SC/ST (ALL Mgt)	Primary (1-5)	Upper Pri.(6-8)	Sec./Sr. Sec.(9-12)	Total Enrollment School Category Wise***								
% SC Enrollment	37.12	34.84	29.47	School Cat.	Govt.	Pvt.	Urban Govt.	Rural Govt.				
% SC girls to SC Enrollment	47.29	46.78	46.86	PS Only	11057	1078	1551	9506				
% ST Enrollment	0.49	0.44	0.48	UPS	47993	50680	5309	42684				
% ST girls to ST Enrollment	48.06	52.63	47.34	Secondary	21843	43721	537	21306				
% Minority Enrollment	7.98	6.81	4.72	Sr. Secondary	98568	113122	9597	88971				
% Min. girls to Min. Enrollment	47.32	46.80	40.01	G.Total	179461	208601	16994	162467				

\* Govt. Management Includes Deptt. of Edu., T&W,Local Body, Sanskrit Edu., KGBV,Shiksha Karmi Management, Madarsa Only

\*\* PP : Pre Primary, \*\*\* This does not include Pre-Primary Enrollment

**SCHOOL EDUCATION : DISTRICT REPORT CARD 2017-18**

District Name : Hanumangarh

District Code : 0802

Total Enrollment By All (Govt.* + Pvt.) Management & Class																		
Class	General			SC			ST			OBC			Total			Minority ***		
	Boys	Girls	Total	Boys	Girls	Total	Boys	Girls	Total	Boys	Girls	Total	Boys	Girls	Total	Boys	Girls	Total
<b>**PP</b>	2251	1838	4089	1579	1310	2889	161	110	271	6862	4880	11742	10853	8138	18991	813	503	1316
<b>I</b>	2012	1783	3795	7036	6406	13442	94	100	194	10503	9145	19648	19645	17434	37079	1584	1515	3099
<b>II</b>	1794	1619	3413	7303	6605	13908	91	92	183	9784	8472	18256	18972	16788	35760	1553	1402	2955
<b>III</b>	2019	1703	3722	7640	6884	14524	98	87	185	10543	9391	19934	20300	18065	38365	1656	1467	3123
<b>IV</b>	1866	1602	3468	6784	6113	12897	100	78	178	9855	8579	18434	18605	16372	34977	1432	1256	2688
<b>V</b>	1832	1531	3363	6556	5677	12233	72	64	136	10043	8551	18594	18503	15823	34326	1367	1180	2547
<b>Total 1-5</b>	9523	8238	17761	35319	31685	67004	455	421	876	50728	44138	94866	96025	84482	180507	7592	6820	14412
<b>VI</b>	1855	1639	3494	6182	5414	11596	79	82	161	9699	8188	17887	17815	15323	33138	1208	1128	2336
<b>VII</b>	1811	1490	3301	5659	4948	10607	68	77	145	9348	7791	17139	16886	14306	31192	1175	988	2163
<b>VIII</b>	1917	1536	3453	6497	5760	12257	60	71	131	10114	8621	18735	18588	15988	34576	1200	1036	2236
<b>Total 6-8</b>	5583	10248	10248	18338	16122	34460	207	230	437	29161	24600	53761	53289	45617	98906	3583	3152	6735
<b>IX</b>	15106	12903	28009	53657	47807	101464	662	651	1313	79889	68738	148627	149314	130099	279413	11175	9972	21147
<b>X</b>	1722	1393	3115	5692	5027	10719	70	83	153	9669	7989	17658	17153	14492	31645	994	686	1680
<b>Total 9-10</b>	1750	1475	3225	4689	4276	8965	82	61	143	9551	7733	17284	16072	13545	29617	910	585	1495
<b>XI</b>	3472	2868	6340	10381	9303	19684	152	144	296	19220	15722	34942	33225	28037	61262	1904	1271	3175
<b>XII</b>	1562	1184	2746	3475	3099	6574	64	62	126	8144	6851	14995	13245	11196	24441	569	419	988
<b>Total 11-12</b>	1481	1104	2585	3161	2602	5763	61	43	104	8093	6401	14494	12796	10150	22946	605	363	968
<b>Total 9-12</b>	3043	2288	5331	6636	5701	12337	125	105	230	16237	13252	29489	26041	21346	47387	1174	782	1956
<b>Total 1-12</b>	6515	5156	11671	17017	15004	32021	277	249	526	35457	28974	64431	59266	49383	108649	3078	2053	5131
<b>GTotal</b>	21621	18059	39680	70674	62811	133485	939	900	1839	115346	97712	213058	208580	179482	388062	14253	12025	26278
<b>GTTotal</b>	23872	19897	43769	72253	64121	136374	1100	1010	2110	122208	102592	224800	219433	187620	407053	15066	12528	27594

Total Enrollment By Government Management & Class																		
Class	General			SC			ST			OBC			Total			Minority ***		
	Boys	Girls	Total	Boys	Girls	Total	Boys	Girls	Total	Boys	Girls	Total	Boys	Girls	Total	Boys	Girls	Total
<b>**pp</b>	0	0	0	6	7	13	0	0	0	21	19	40	27	26	53	2	2	4
<b>I</b>	367	373	740	3778	3802	7580	18	30	48	2733	2994	5727	6896	7199	14095	491	581	1072
<b>II</b>	378	450	828	4146	4024	8170	24	32	56	3083	3319	6402	7631	7825	15456	661	715	1376
<b>III</b>	434	410	844	4437	4482	8919	18	32	50	3149	3615	6764	8038	8539	16577	624	677	1301
<b>IV</b>	356	410	766	3890	3894	7784	24	22	46	2896	3267	6163	7166	7593	14759	496	605	1101
<b>V</b>	338	403	741	3659	3691	7350	25	24	49	2891	3413	6304	6913	7531	14444	477	567	1044
<b>Total 1-5</b>	1873	2046	40560	19910	19893	39803	109	140	249	14752	16608	31360	36644	38687	75331	2749	3145	5894
<b>VI</b>	388	515	903	3833	3774	7607	23	31	54	3169	3605	6774	7413	7925	15338	374	547	921
<b>VII</b>	440	494	934	3981	3892	7873	26	37	63	3528	3903	7431	7975	8326	16301	474	566	1040
<b>VIII</b>	520	604	1124	4899	4737	9636	22	35	57	4362	4887	9249	9803	10263	17002	590	632	1222
<b>Total 6-8</b>	1348	1613	2961	12713	12403	25116	71	103	174	11059	12395	23454	25191	26514	51705	1438	1745	3183
<b>IX</b>	3221	3659	6880	32623	32296	64919	180	243	423	25811	29003	54814	61835	65201	127036	4187	4890	9077
<b>X</b>	500	595	1095	4179	4059	8238	22	46	68	4177	4435	8612	8878	9135	18013	372	357	729
<b>Total 9-10</b>	466	520	986	2965	3208	6173	19	21	40	3481	3953	7434	6931	7702	14633	355	301	656
<b>XI</b>	966	1115	2081	7144	7267	14411	41	67	108	7658	8388	16046	15809	16837	32646	727	658	1385
<b>XII</b>	474	419	893	2194	2067	4261	19	35	54	2806	3033	5839	5493	5554	11047	213	186	399
<b>Total 11-12</b>	350	311	661	1770	1634	3404	15	21	36	2281	2350	4631	4416	4316	8732	201	148	349
<b>Total 9-12</b>	824	730	1554	3964	3701	7665	34	56	90	5087	5383	10470	9909	9870	19779	414	334	748
<b>Total 1-12</b>	1790	1845	3635	11108	10968	22076	75	123	198	12745	13771	26516	25718	26707	52425	1141	992	2133
<b>GTotal</b>	5011	5504	10515	43731	43264	86995	255	366	621	38556	42774	81330	87553	91908	179461	5328	5882	11210
<b>GTTotal</b>	5011	5504	10515	43737	43271	87008	255	366	621	38577	42793	81370	87580	91934	179514	5330	5884	11214

\* Govt. Management Includes Deptt. of Edu., T&W, Local Body, Sanskrit Edu., KGBV, Shiksha Karmi Management, Madarsa Only

\*\* PP : Pre Primary, \*\*\* Minority Enrollment is Included In ALL Category,

## SCHOOL EDUCATION : DISTRICT REPORT CARD 2017-18

District Name : Hanumangarh

District Code : 0802

Class Room/Other Room /Building Status/Facilities (Govt. Management*)													
School Category	Status of Class Rooms						Number of Schools		Building Status				
	Class Rooms	Other Rooms	Sch. Req. Maj. Rep.	Class Req. Maj. Rep.	No. of Sch Req. ACR	No. of ACR Req. in	Library	Computer Room	Own	Rented	Rent Free	No Building	Total
PS Only	1462	419	52	87	1	1	266	0	312	1	3	0	316
UPS	3554	890	115	202	20	35	427	1	430	0	0	0	430
<b>Total</b>	<b>5016</b>	<b>1309</b>	<b>167</b>	<b>289</b>	<b>21</b>	<b>36</b>	<b>693</b>	<b>1</b>	<b>742</b>	<b>1</b>	<b>3</b>	<b>0</b>	<b>746</b>
Secondary	1001	288	23	58	17	39	92	24	94	0	0	0	94
Sr. Secondary	3346	1278	38	103	64	280	234	86	242	0	0	0	242
<b>G.Total</b>	<b>9363</b>	<b>2875</b>	<b>228</b>	<b>450</b>	<b>102</b>	<b>355</b>	<b>1019</b>	<b>111</b>	<b>1078</b>	<b>1</b>	<b>3</b>	<b>0</b>	<b>1082</b>

### Number of Schools (Govt. Own Building)

School Category	Number of Schools Having Facilities (Govt. Own Building)											
	Total Schools	Single Class room	Single Teacher	Separate Toilets for B & G	Single Toilet	No toilets	Functional Toilet	Hand Wash Facility	Drinking Water	Play ground	No Boundry	
PS Only	312	3	120	312	0	0	311	266	296	125	61	
UPS	430	0	7	430	0	0	427	382	420	255	8	
<b>Total</b>	<b>742</b>	<b>3</b>	<b>127</b>	<b>742</b>	<b>0</b>	<b>0</b>	<b>738</b>	<b>648</b>	<b>716</b>	<b>380</b>	<b>69</b>	
Secondary	94	1	0	94	0	0	93	63	92	63	0	
Sr. Secondary	242	3	0	242	0	0	240	168	233	170	3	
<b>G.Total</b>	<b>1078</b>	<b>7</b>	<b>127</b>	<b>1078</b>	<b>0</b>	<b>0</b>	<b>1071</b>	<b>879</b>	<b>1041</b>	<b>613</b>	<b>72</b>	

### Number of Schools (Govt. Own Building)

School Category	Number of Schools Having Facilities (Govt. Own Building)											
	HM Room Req.**	Electricity	Ramps	B.Wall/ Fencing	Staff room for Teacher	Art & Craft Room	Approach Road To School	Arts Streams School	Science Streams School	Commerce Streams School	Vocational Streams School	
PS Only	0	126	285	251	0	0	217	0	0	0	0	
UPS	0	413	413	422	1	0	386	0	0	0	0	
<b>Total</b>	<b>0</b>	<b>539</b>	<b>698</b>	<b>673</b>	<b>1</b>	<b>0</b>	<b>603</b>	<b>0</b>	<b>0</b>	<b>0</b>	<b>0</b>	
Secondary	50	94	89	94	16	2	86	0	0	0	0	
Sr. Secondary	142	242	233	239	59	88	222	218	54	17	34	
<b>G.Total</b>	<b>192</b>	<b>875</b>	<b>1020</b>	<b>1006</b>	<b>76</b>	<b>90</b>	<b>911</b>	<b>218</b>	<b>54</b>	<b>17</b>	<b>34</b>	

### Enrollment (Agewise)

### Indicators (%)

### Number of Schools (Govt.)

Age Group	Boys	Girls	Total	School Category	PTR (Govt) ***	SCR (Govt) ***	Gender Gap				PTR> 30/35	SCR> 30/35	PTR> 100	SCR> 100
							SC	ST	All	Min.				
Below 6	15750	14682	30432											
6 to 11	87202	76811	164013	PS Only	31	11	5.42	3.88	6.39	5.36	375	9	14	0
11 to 14	41016	34488	75504	UPS	14	22	6.43	-5.26	7.76	6.40	20	89	0	2
6 to 14	128218	111299	239517	Elementary	25	18	5.77	0.84	6.88	5.69	395	98	14	2
14 to 16	29497	28476	57973	Secondary	12	54	5.48	2.70	8.47	19.94	1	60	0	5
16 to 18	16432	16227	32659	Sr. Secondary	24	60	7.58	8.70	9.91	20.04	22	117	1	19

\* Govt. Management Includes Deptt. of Education, Local Body, Sanskrit Education and Shiksha Karmi Management Only.

\*\* Remaining Schools Either having HM Room or not required HM Room as per RTE Norms.

\*\*\* PTR and SCR calculated only for Govt Own Management Schools.

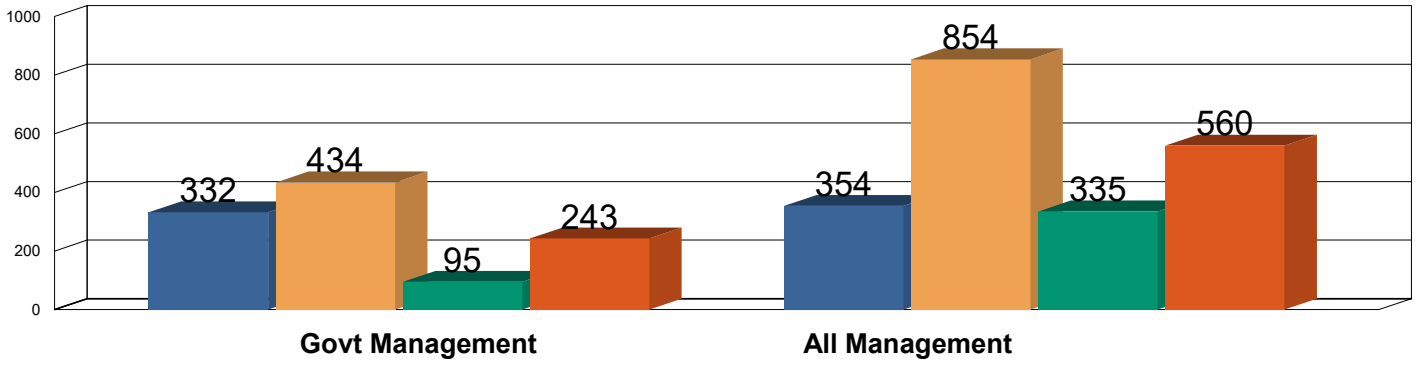
**SCHOOL EDUCATION : DISTRICT REPORT CARD 2017-18**

District Name : HANUMANGARH

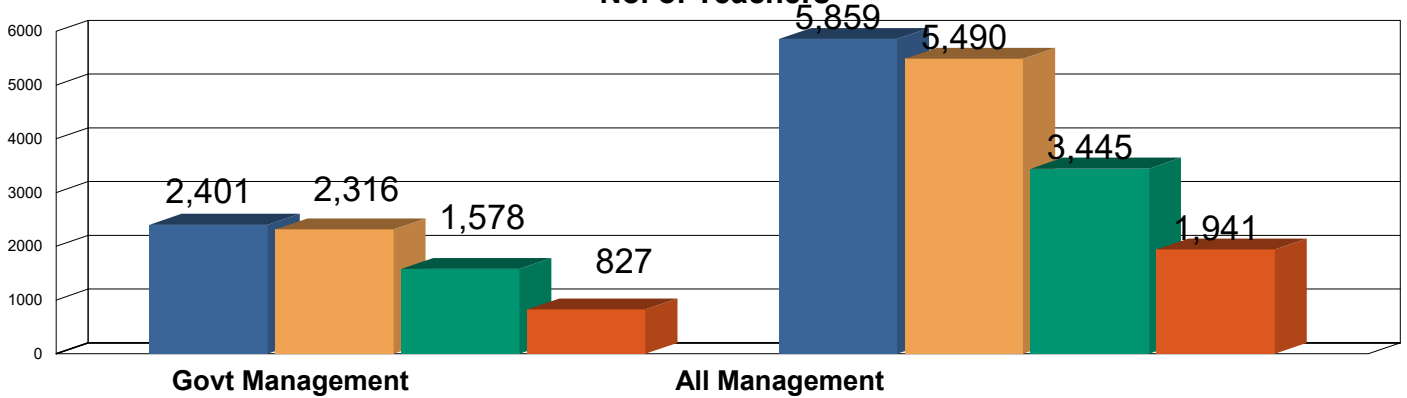
District Code : 0802

■ PS     
 ■ UPS     
 ■ SEC.     
 ■ SR. SEC

**No. of Schools**

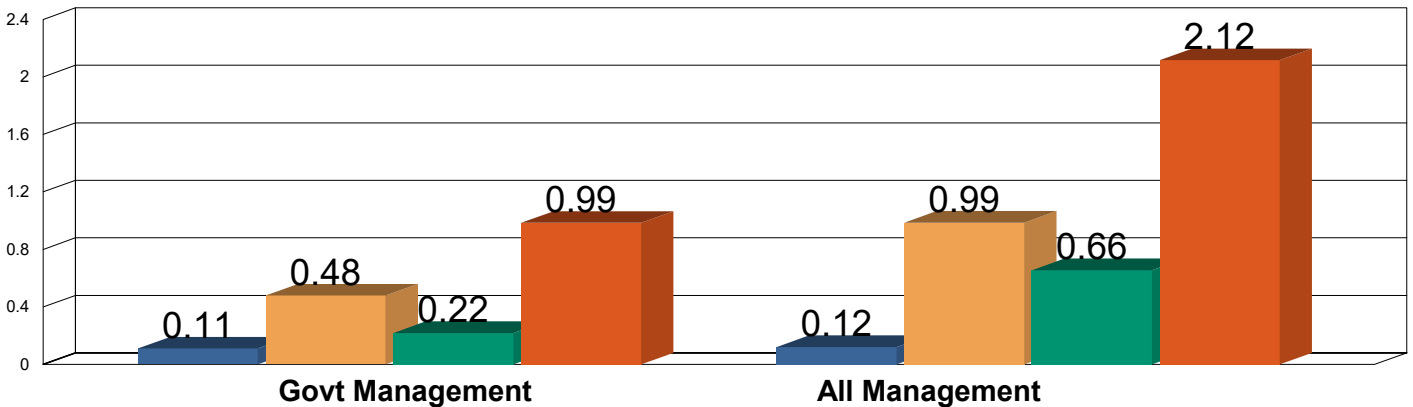


**No. of Teachers**



(Fig. in Lakh)

**Enrollment**



## SCHOOL EDUCATION : DISTRICT REPORT CARD 2017-18

**District Name : JAIPUR**
**District Code : 0812**

Blocks	19	PEEO/ CRC	597	Total Schools	8963	Total Teachers	72732	Total Enrollment	1976890			
<b>Details of school</b>												
Total Number of Schools							No. of Schools by School Type (Govt)					
School Category	Government			Private			Boys	Girls	Co-Ed	Total		
	Urban	Rural	Total	Urban	Rural	Total						
PS	302	1360	<b>1662</b>	310	137	<b>447</b>	0	1	1661	<b>1662</b>		
UPS	224	1105	<b>1329</b>	1069	865	<b>1934</b>	0	19	1310	<b>1329</b>		
Secondary	68	307	<b>375</b>	624	529	<b>1153</b>	0	5	370	<b>375</b>		
Sr. Secondar	103	441	<b>544</b>	877	642	<b>1519</b>	0	17	527	<b>544</b>		
<b>Total</b>	<b>697</b>	<b>3213</b>	<b>3910</b>	<b>2880</b>	<b>2173</b>	<b>5053</b>	<b>0</b>	<b>42</b>	<b>3868</b>	<b>3910</b>		
<b>Number of Schools By School Category &amp; Management</b>												
School Category	Dept of Edu.	Tribal	Social Welfare	Local Body	Sans. Edu.	SKS	KGBV	Madarsa	Total State Govt School	Ctr. Govt	Private	Grand Total
Primary only with grades 1 to 5	144	52	0	1229	36	29	0	172	<b>1662</b>	0	447	<b>2109</b>
Upper Primary with grades 1 to 8	1118	0	0	3	136	0	0	64	<b>1321</b>	0	1929	<b>3250</b>
Secondary with grades 1 to 10	333	0	0	0	37	0	0	3	<b>373</b>	0	1146	<b>1519</b>
Higher Secondary with grades 1 to 12	483	0	0	0	24	0	0	1	<b>508</b>	7	1444	<b>1959</b>
Upper Primary only with grades 6 to 8	1	1	0	0	0	0	6	0	<b>8</b>	0	5	<b>13</b>
Secondary with grades 6 to 10	2	0	0	0	0	0	0	0	<b>2</b>	0	7	<b>9</b>
Higher Secondary with grades 6 to 12	23	0	0	0	5	0	0	0	<b>28</b>	1	52	<b>81</b>
Higher Secondary with grades 9 to 12	8	0	0	0	0	0	0	0	<b>8</b>	0	15	<b>23</b>
<b>Grand Total</b>	<b>2112</b>	<b>53</b>	<b>0</b>	<b>1232</b>	<b>238</b>	<b>29</b>	<b>6</b>	<b>240</b>	<b>3910</b>	<b>8</b>	<b>5045</b>	<b>8963</b>
<b>Total Number of Teachers</b>												
Classes Taught	Government (State)			Private			Gender Distribution of Teachers (Govt)					
	Male	Female	Total	Male	Female	Total	School Category	Male	Female	Total		
Primary	5211	4302	<b>9513</b>	8947	10702	<b>19649</b>	PS	1839	1695	<b>3534</b>		
Upper Primary	3777	2734	<b>6511</b>	7859	7271	<b>15130</b>	UPS	3997	3115	<b>7112</b>		
Secondary	2514	1636	<b>4150</b>	5342	3857	<b>9199</b>	Secondary	2281	1499	<b>3780</b>		
Sr. Secondar	1750	1230	<b>2980</b>	3440	2160	<b>5600</b>	Sr. Secondary	5135	3593	<b>8728</b>		
<b>Total</b>	<b>13252</b>	<b>9902</b>	<b>23154</b>	<b>25588</b>	<b>23990</b>	<b>49578</b>	<b>Total</b>	<b>13252</b>	<b>9902</b>	<b>23154</b>		
<b>Enrollment</b>												
Enrollment of SC/ST (ALL Mgt)	Primary (1-5)	Upper Pri.(6-8)	Sec./Sr. Sec.(9-12)	Total Enrollment School Category Wise***								
% SC Enrollment	18.18	17.24	16.27	School Cat.	Govt.	Pvt.	Urban Govt.	Rural Govt.				
% SC girls to SC Enrollment	46.63	47.10	45.22	PS Only	60551	32743	20742	39809				
% ST Enrollment	9.22	9.77	10.72	UPS	129046	243450	36429	92617				
% ST girls to ST Enrollment	46.43	47.26	44.79	Secondary	73264	254876	20067	53197				
% Minority Enrollment	10.26	7.58	4.88	Sr. Secondary	213655	722933	60529	153126				
% Min. girls to Min. Enrollment	47.65	49.22	47.17	<b>G.Total</b>	<b>476516</b>	<b>1254002</b>	<b>137767</b>	<b>338749</b>				

\* Govt. Management Includes Deptt. of Edu., T&W, Local Body, Sanskrit Edu., KGBV, Shiksha Karmi Management, Madarsa Only

\*\* PP : Pre Primary, \*\*\* This does not include Pre-Primary Enrollment

**SCHOOL EDUCATION : DISTRICT REPORT CARD 2017-18**

District Name : Jaipur

District Code : 0812

Total Enrollment By All (Govt.* + Pvt.) Management & Class																		
Class	General			SC			ST			OBC			Total			Minority ***		
	Boys	Girls	Total	Boys	Girls	Total	Boys	Girls	Total	Boys	Girls	Total	Boys	Girls	Total	Boys	Girls	Total
<b>**PP</b>	51593	42701	94294	24823	20060	44883	11438	8462	19900	48781	38468	87249	136635	109691	246326	13962	11699	25661
<b>I</b>	30457	25703	56160	16720	14729	31449	8442	7053	15495	36437	31022	67459	92056	78507	170563	9561	8630	18191
<b>II</b>	29135	24819	53954	16759	14640	31399	8406	7020	15426	33911	28679	62590	88211	75158	163369	9494	8443	17937
<b>III</b>	28741	24868	53609	16298	14154	30452	7907	7198	15105	35244	31584	66828	88190	77804	165994	9010	8203	17213
<b>IV</b>	27706	23856	51562	14668	12775	27443	7737	6755	14492	33221	28891	62112	83332	72277	155609	8010	7466	15476
<b>V</b>	26869	22792	49661	13533	11823	25356	7150	6330	13480	31657	27753	59410	79209	68698	147907	7095	6557	13652
<b>Total 1-5</b>	142908	122038	264946	77978	68121	146099	39642	34356	73998	170470	147929	318399	430998	372444	803442	43170	39299	82469
<b>VI</b>	25568	21695	47263	13221	11409	24630	7308	6595	13903	30632	27022	57654	76729	66721	143450	5918	5760	11678
<b>VII</b>	24905	21085	45990	12899	11008	23907	7282	6390	13672	30002	26467	56469	75088	64950	140038	5544	5265	10809
<b>VIII</b>	24393	21093	45486	12695	12127	24822	7324	6652	13976	30352	27327	57679	74764	67199	141963	4919	4853	9772
<b>Total 6-8</b>	74866	138739	138739	38815	34544	73359	21914	19637	41551	90986	80816	171802	226581	198870	425451	16381	15878	32259
<b>Total 1-8</b>	217774	185911	403685	116793	102665	219458	61556	53993	115549	261456	228745	490201	657579	571314	1228893	59551	55177	114728
<b>IX</b>	22163	18988	41151	12645	11097	23742	8115	6766	14881	29632	26832	56464	72555	63683	136238	4171	4094	8265
<b>X</b>	21435	17957	39392	12031	10382	22413	7725	6422	14147	31824	26740	58564	73015	61501	134516	3607	3248	6855
<b>Total 9-10</b>	43598	36945	80543	24676	21479	46155	15840	13188	29028	61456	53572	115028	145570	125184	270754	7778	7342	15120
<b>XI</b>	19569	15296	34865	9838	7919	17757	6705	5464	12169	26863	22266	49129	62975	50945	113920	2782	2245	5027
<b>XII</b>	19849	15481	35330	10134	7455	17589	7091	5378	12469	28520	22292	50812	65594	50606	116200	2369	1956	4325
<b>Total 11-12</b>	39418	30777	70195	19972	15374	35346	13796	10842	24638	55383	44558	99941	128569	101551	230120	5151	4201	9352
<b>Total 9-12</b>	83016	67722	150738	44648	36853	81501	29636	24030	53666	116839	98130	214969	274139	226735	500874	12929	11543	24472
<b>Total 1-12</b>	300790	253633	554423	161441	139518	300959	91192	78023	169215	378295	326875	705170	931718	798049	1729767	72480	66720	139200
<b>GTOTAL</b>	352383	296334	648717	186264	159578	345842	102630	86485	189115	427076	365343	792419	1068353	907740	1976093	86442	78419	164861

Total Enrollment By Government Management & Class																		
Class	General			SC			ST			OBC			Total			Minority ***		
	Boys	Girls	Total	Boys	Girls	Total	Boys	Girls	Total	Boys	Girls	Total	Boys	Girls	Total	Boys	Girls	Total
<b>**PP</b>	1572	1460	3032	66	56	122	31	26	57	441	375	816	2110	1917	4027	1519	1314	2833
<b>I</b>	5595	5360	10955	5395	5652	11047	2459	2551	5010	7750	8489	16239	21199	22052	43251	3990	3675	7665
<b>II</b>	5310	5415	10725	5745	5926	11671	2467	2653	5120	7995	8996	16991	21517	22990	44507	4062	4059	8121
<b>III</b>	5189	5415	10604	6150	6373	12523	2414	2945	5359	8259	10258	18517	22012	24991	47003	3933	3966	7899
<b>IV</b>	4363	4689	9052	5176	5326	10502	2153	2671	4824	7344	9168	16512	19036	21854	40890	3295	3435	6730
<b>V</b>	3816	4158	7974	4661	5016	9677	2038	2470	4508	6596	8680	15276	17111	20324	37435	2784	2837	5621
<b>Total 1-5</b>	24273	25037	136484	27127	28293	55420	11531	13290	24821	37944	45591	83535	100875	112211	213086	18064	17972	36036
<b>VI</b>	3107	3950	7057	4786	5208	9994	2007	2566	4573	6534	9011	15545	16434	20735	37169	2024	2545	4569
<b>VII</b>	3003	3915	6918	5081	5639	10720	2277	2889	5166	7075	9913	16988	17436	22356	39792	1809	2379	4188
<b>VIII</b>	2922	4141	7063	5363	6210	11573	2452	3307	5759	7870	11338	19208	18607	24996	40659	1628	2226	3854
<b>Total 6-8</b>	9032	12006	21038	15230	17057	32287	6736	8762	15498	21479	30262	51741	52477	68087	120564	5461	7150	12611
<b>Total 1-8</b>	33305	37043	70348	42357	45350	87707	18267	22052	40319	59423	75853	135276	153352	180298	333650	23525	25122	48647
<b>IX</b>	2895	4181	7076	5782	6568	12350	2661	3667	6328	7829	11482	19311	19167	25898	45065	1412	1927	3339
<b>X</b>	2101	3447	5548	4434	5429	9863	2169	3011	5180	6583	10006	16589	15287	21893	37180	841	1421	2262
<b>Total 9-10</b>	4996	7628	12624	10216	11997	22213	4830	6678	11508	14412	21488	35900	34454	47791	82245	2253	3348	5601
<b>XI</b>	2284	2845	5129	4197	4159	8356	2249	2521	4770	6659	7834	14493	15389	17359	32748	676	1006	1682
<b>XII</b>	1814	2510	4324	3433	3558	6991	1990	2084	4074	5713	6771	12484	12950	14923	27873	545	783	1328
<b>Total 11-12</b>	4098	5355	9453	7630	7717	15347	4239	4605	8844	12372	14605	26977	28339	32282	60621	1221	1789	3010
<b>Total 9-12</b>	9094	12983	22077	17846	19714	37560	9069	11283	20352	26784	36093	62877	62793	80073	142866	3474	5137	8611
<b>Total 1-12</b>	42399	50026	92425	60203	65064	125267	27336	33335	60671	86207	111946	198153	216145	260371	476516	26999	30259	57258
<b>GTOTAL</b>	43971	51486	95457	60269	65120	125389	27367	33361	60728	86648	112321	198969	218255	262288	480543	28518	31573	60091

\* Govt. Management Includes Deptt. of Edu., T&W, Local Body, Sanskrit Edu., KGBV, Shiksha Karmi Management, Madarsa Only

\*\* PP : Pre Primary, \*\*\* Minority Enrollment is Included In ALL Category,

**SCHOOL EDUCATION : DISTRICT REPORT CARD 2017-18**

District Name : Jaipur

District Code : 0812

Class Room/Other Room /Building Status/Facilities (Govt. Management*)													
School Category	Status of Class Rooms						Number of Schools		Building Status				
	Class Rooms	Other Rooms	Sch. Req. Maj. Rep.	Class Req. Maj. Rep.	No. of Sch Req. ACR	No. of ACR Req. in	Library	Computer Room	Own	Rented	Rent Free	No Building	Total
PS Only	5344	1237	191	362	22	29	1054	0	1361	5	72	0	1438
UPS	9885	2505	313	673	86	159	1226	132	1241	4	13	0	1258
<b>Total</b>	<b>15229</b>	<b>3742</b>	<b>504</b>	<b>1035</b>	<b>108</b>	<b>188</b>	<b>2280</b>	<b>132</b>	<b>2602</b>	<b>9</b>	<b>85</b>	<b>0</b>	<b>2696</b>
Secondary	3691	1042	61	156	62	173	354	79	368	1	3	0	372
Sr. Secondary	5983	2012	87	223	157	758	522	227	534	3	6	0	543
<b>G.Total</b>	<b>24903</b>	<b>6796</b>	<b>652</b>	<b>1414</b>	<b>327</b>	<b>1119</b>	<b>3156</b>	<b>438</b>	<b>3504</b>	<b>13</b>	<b>94</b>	<b>0</b>	<b>3611</b>

**Number of Schools (Govt. Own Building)**

School Category	Number of Schools Having Facilities (Govt. Own Building)											
	Total Schools	Single Class room	Single Teacher	Separate Toilets for B & G	Single Toilet	No toilets	Functional Toilet	Hand Wash Facility	Drinking Water	Play ground	No Boundry	
PS Only	1361	17	178	1361	0	0	1360	778	1087	563	387	
UPS	1241	2	6	1241	0	0	1241	840	1091	597	57	
<b>Total</b>	<b>2602</b>	<b>19</b>	<b>184</b>	<b>2602</b>	<b>0</b>	<b>0</b>	<b>2601</b>	<b>1618</b>	<b>2178</b>	<b>1160</b>	<b>444</b>	
Secondary	368	2	0	368	0	0	367	253	347	201	26	
Sr. Secondary	534	14	0	534	0	0	534	417	522	358	32	
<b>G.Total</b>	<b>3504</b>	<b>35</b>	<b>184</b>	<b>3504</b>	<b>0</b>	<b>0</b>	<b>3502</b>	<b>2288</b>	<b>3047</b>	<b>1719</b>	<b>502</b>	

**Number of Schools (Govt. Own Building)**

School Category	Number of Schools Having Facilities (Govt. Own Building)											
	HM Room Req.**	Electricity	Ramps	B.Wall/ Fencing	Staff room for Teacher	Art & Craft Room	Approach Road To School	Arts Streams School	Science Streams School	Commerce Streams School	Vocational Streams School	
PS Only	5	140	630	974	19	0	915	0	0	0	0	
UPS	6	721	783	1184	93	1	1019	0	0	0	0	
<b>Total</b>	<b>11</b>	<b>861</b>	<b>1413</b>	<b>2158</b>	<b>112</b>	<b>1</b>	<b>1934</b>	<b>0</b>	<b>0</b>	<b>0</b>	<b>0</b>	
Secondary	108	367	241	342	104	24	334	0	0	0	5	
Sr. Secondary	107	533	348	502	252	198	503	479	155	103	65	
<b>G.Total</b>	<b>226</b>	<b>1761</b>	<b>2002</b>	<b>3002</b>	<b>468</b>	<b>223</b>	<b>2771</b>	<b>479</b>	<b>155</b>	<b>103</b>	<b>70</b>	

**Enrollment (Agewise)**

**Indicators (%)**

**Number of Schools (Govt.)**

Age Group	Boys	Girls	Total	School Category	PTR (Govt) ***	SCR (Govt) ***	Gender Gap				PTR> 30/35	SCR> 30/35	PTR> 100	SCR> 100
							SC	ST	All	Min.				
Below 6	53668	42283	95951											
6 to 11	370367	321475	691842	PS Only	21	12	6.75	7.14	7.29	4.69	577	58	10	2
11 to 14	189259	167808	357067	UPS	13	16	5.82	5.48	6.51	1.56	33	69	0	2
6 to 14	559626	489283	1048909	Elementary	18	15	6.44	6.55	7.02	3.81	610	127	10	4
14 to 16	143158	139676	282834	Secondary	12	44	6.93	9.14	7.53	2.88	5	207	0	17
16 to 18	92173	90937	183110	Sr. Secondary	20	62	13.01	11.99	11.74	10.16	22	298	1	88

\* Govt. Management Includes Deptt. of Education, Local Body, Sanskrit Education and Shiksha Karmi Management Only.

\*\* Remaining Schools Either having HM Room or not required HM Room as per RTE Norms.

\*\*\* PTR and SCR calculated only for Govt Own Management Schools.

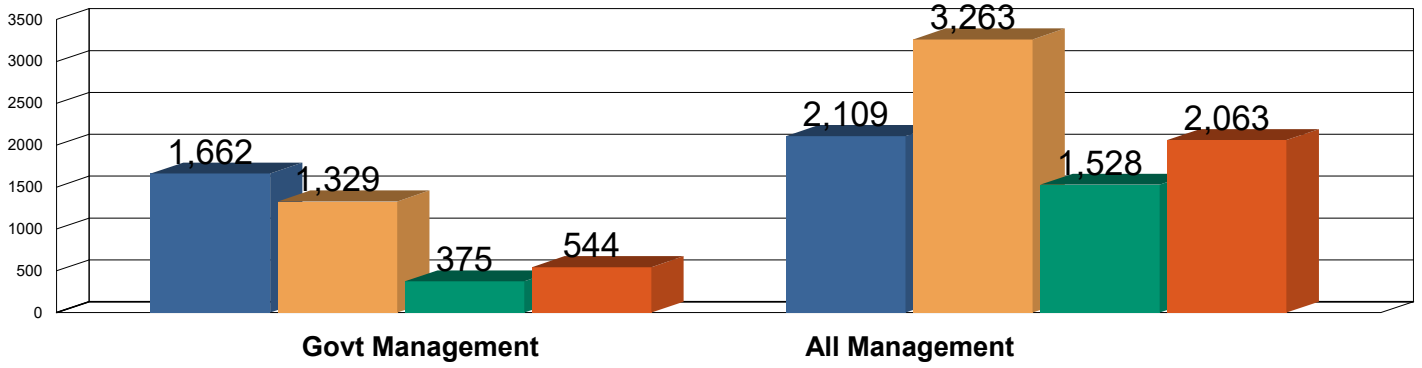
**SCHOOL EDUCATION : DISTRICT REPORT CARD 2017-18**

District Name : **JAIPUR**

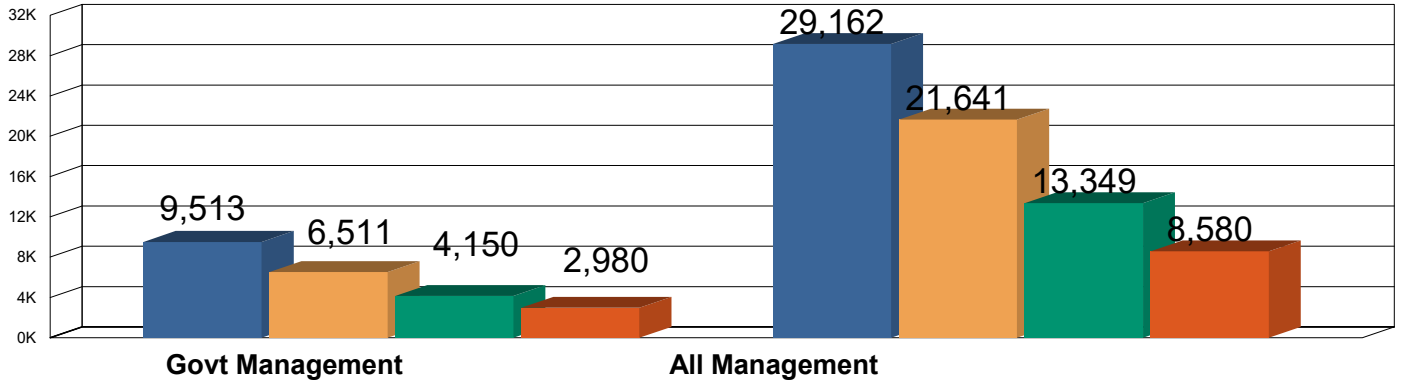
District Code : **0812**

PS
  UPS
  SEC.
  SR. SEC

**No. of Schools**

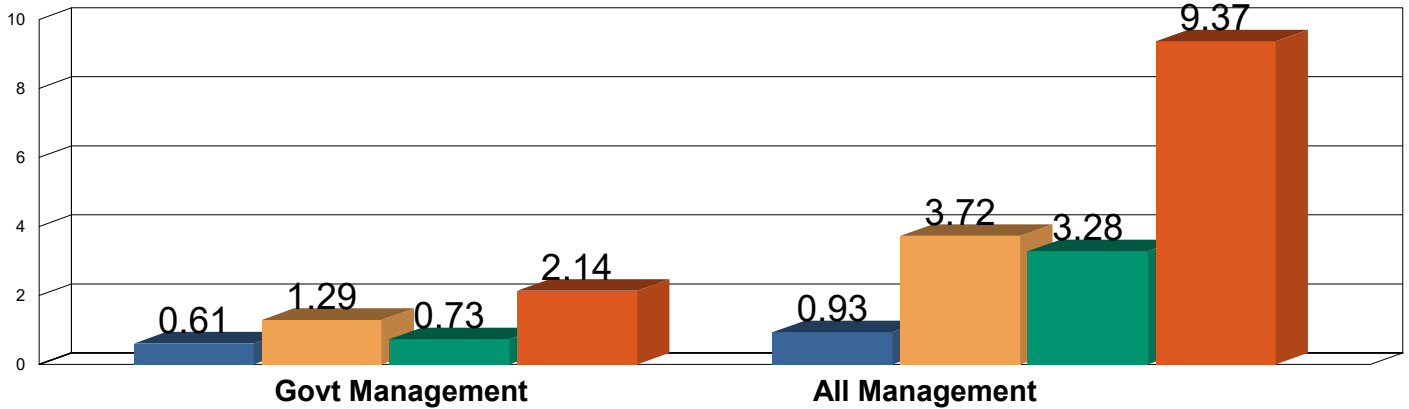


**No. of Teachers**



(Fig. in Lakh)

**Enrollment**





**SCHOOL EDUCATION : DISTRICT REPORT CARD 2017-18**

**District Name : JAISALMER**

**District Code : 0816**

<b>Blocks</b>	3	<b>PEEO/ CRC</b>	147	<b>Total Schools</b>	1624	<b>Total Teachers</b>	6485	<b>Total Enrollment</b>	179275			
Details of school												
Total Number of Schools							No. of Schools by School Type (Govt)					
School Category	Government			Private			Boys	Girls	Co-Ed	Total		
	Urban	Rural	Total	Urban	Rural	Total						
PS	15	814	829	26	70	96	0	2	827	829		
UPS	17	271	288	43	128	171	0	16	272	288		
Secondary	2	34	36	9	28	37	0	2	34	36		
Sr. Secondar	8	133	141	12	14	26	0	2	139	141		
<b>Total</b>	<b>42</b>	<b>1252</b>	<b>1294</b>	<b>90</b>	<b>240</b>	<b>330</b>	<b>0</b>	<b>22</b>	<b>1272</b>	<b>1294</b>		
Number of Schools By School Category & Management												
School Category	Dept of Edu.	Tribal	Social Welfare	Local Body	Sans. Edu.	SKS	KGBV	Madarsa	Total State Govt School	Ctr. Govt	Private	Grand Total
Primary only with grades 1 to 5	11	0	0	685	4	35	0	94	829	0	96	925
Upper Primary with grades 1 to 8	244	0	0	26	11	0	0	5	286	0	171	457
Secondary with grades 1 to 10	35	0	0	0	1	0	0	0	36	1	35	72
Higher Secondary with grades 1 to 12	136	0	0	0	1	0	0	1	138	3	18	159
Upper Primary only with grades 6 to 8	0	0	0	0	0	0	2	0	2	0	0	2
Secondary with grades 6 to 10	0	0	0	0	0	0	0	0	0	0	1	1
Higher Secondary with grades 6 to 12	3	0	0	0	0	0	0	0	3	1	3	7
Higher Secondary with grades 9 to 12	0	0	0	0	0	0	0	0	0	0	1	1
<b>Grand Total</b>	<b>429</b>	<b>0</b>	<b>0</b>	<b>711</b>	<b>17</b>	<b>35</b>	<b>2</b>	<b>100</b>	<b>1294</b>	<b>5</b>	<b>325</b>	<b>1624</b>
Total Number of Teachers												
Classes Taught	Government (State)			Private			Gender Distribution of Teachers (Govt)					
	Male	Female	Total	Male	Female	Total	School Category	Male	Female	Total		
Primary	1751	513	2264	775	292	1067	PS	1028	277	1305		
Upper Primary	939	193	1132	411	148	559	UPS	904	268	1172		
Secondary	637	89	726	150	44	194	Secondary	290	52	342		
Sr. Secondar	431	54	485	47	11	58	Sr. Secondary	1536	252	1788		
<b>Total</b>	<b>3758</b>	<b>849</b>	<b>4607</b>	<b>1383</b>	<b>495</b>	<b>1878</b>	<b>Total</b>	<b>3758</b>	<b>849</b>	<b>4607</b>		
Enrollment												
Enrollment of SC/ST (ALL Mgt)	Primary (1-5)	Upper Pri.(6-8)	Sec./Sr. Sec.(9-12)	Total Enrollment School Category Wise***								
% SC Enrollment	16.54	18.51	18.88	School Cat.	Govt.	Pvt.	Urban Govt.	Rural Govt.				
% SC girls to SC Enrollment	45.06	41.61	31.13	PS Only	28864	6819	633	28231				
% ST Enrollment	8.40	6.29	4.44	UPS	31559	25527	2354	29205				
% ST girls to ST Enrollment	42.30	35.50	28.31	Secondary	7985	11848	728	7257				
% Minority Enrollment	25.86	15.07	9.09	Sr. Secondary	44535	12385	4384	40151				
% Min. girls to Min. Enrollment	41.86	27.26	14.11	G.Total	112943	56579	8099	104844				

\* Govt. Management Includes Deptt. of Edu., T&W,Local Body, Sanskrit Edu., KGBV,Shiksha Karmi Management, Madarsa Only

\*\* PP : Pre Primary, \*\*\* This does not include Pre-Primary Enrollment

# SCHOOL EDUCATION : DISTRICT REPORT CARD 2017-18

District Name : Jaisalmer

District Code : 0816

Total Enrollment By All (Govt.* + Pvt.) Management & Class																		
Class	General			SC			ST			OBC			Total			Minority ***		
	Boys	Girls	Total	Boys	Girls	Total	Boys	Girls	Total	Boys	Girls	Total	Boys	Girls	Total	Boys	Girls	Total
<b>**PP</b>	2192	1370	3562	827	576	1403	332	220	552	2453	1783	4236	5804	3949	9753	605	302	907
I	3090	2425	5515	1885	1605	3490	1043	853	1896	5941	4915	10856	11959	9798	21757	2909	2280	5189
II	3231	2493	5724	1947	1618	3565	1128	847	1975	6383	4930	11313	12689	9888	22577	3570	2519	6089
III	3216	2478	5694	2192	1791	3983	1140	878	2018	6389	5096	11485	12937	10243	23180	3682	2690	6372
IV	2897	2145	5042	1819	1464	3283	939	620	1559	5443	4133	9576	11098	8362	19460	3009	2016	5025
V	2557	1861	4418	1591	1261	2852	780	490	1270	4705	3583	8288	9633	7195	16828	2438	1732	4170
<b>Total 1-5</b>	14991	11402	26393	9434	7739	17173	5030	3688	8718	28861	22657	51518	58316	45486	103802	15608	11237	26845
VI	2584	1718	4302	1435	1125	2560	577	360	937	3708	2403	6111	8304	5606	13910	1535	646	2181
VII	2785	1701	4486	1578	1104	2682	590	318	908	3973	2418	6391	8926	5541	14467	1694	607	2301
VIII	2462	1557	4019	1409	922	2331	492	235	727	3373	2087	5460	7736	4801	12537	1257	428	1685
<b>Total 6-8</b>	7831	12807	20638	4422	3151	7573	1659	913	2572	11054	6908	17962	24966	15948	40914	4486	1681	6167
<b>Total 6-9</b>	22822	16378	39200	13856	10890	24746	6689	4601	11290	39915	29565	69480	83282	61434	144716	20094	12918	33012
IX	2051	888	2939	1147	596	1743	319	154	473	2640	1264	3904	6157	2902	9059	757	135	892
X	1811	673	2484	901	392	1293	202	76	278	1907	1003	2910	4821	2144	6965	615	106	721
<b>Total 9-10</b>	3862	1561	5423	2048	988	3036	521	230	751	4547	2267	6814	10978	5046	16024	1372	241	1613
XI	1368	483	1851	611	266	877	157	42	199	1328	659	1987	3464	1450	4914	307	51	358
XII	1090	351	1441	566	204	770	112	40	152	1033	472	1505	2801	1067	3868	257	26	283
<b>Total 11-12</b>	2458	834	3292	1177	470	1647	269	82	351	2361	1131	3492	6265	2517	8782	564	77	641
<b>Total 9-12</b>	6320	2395	8715	3225	1458	4683	790	312	1102	6908	3398	10306	17243	7563	24806	1936	318	2254
<b>Total 1-12</b>	29142	18773	47915	17081	12348	29429	7479	4913	12392	46823	32963	79786	100525	68997	169522	22030	13236	35266
<b>GTotal</b>	31334	20143	51477	17908	12924	30832	7811	5133	12944	49276	34746	84022	106329	72946	179275	22635	13538	36173

Total Enrollment By Government Management & Class																		
Class	General			SC			ST			OBC			Total			Minority ***		
	Boys	Girls	Total	Boys	Girls	Total	Boys	Girls	Total	Boys	Girls	Total	Boys	Girls	Total	Boys	Girls	Total
<b>**pp</b>	7	3	10	0	0	0	5	0	5	37	38	75	49	41	90	4	5	9
I	1357	1471	2828	1184	1130	2314	786	684	1470	3878	3693	7571	7205	6978	14183	2216	2049	4265
II	1312	1513	2825	1195	1209	2404	847	668	1515	4072	3681	7753	7426	7071	14497	2739	2273	5012
III	1387	1603	2990	1453	1416	2869	823	723	1546	4055	3897	7952	7718	7639	15357	2879	2462	5341
IV	1218	1375	2593	1129	1172	2301	706	508	1214	3402	3114	6516	6455	6169	12624	2262	1834	4096
V	1050	1196	2246	985	983	1968	553	417	970	2855	2718	5573	5443	5314	10757	1872	1612	3484
<b>Total 1-5</b>	6324	7158	39495	5946	5910	11856	3715	3000	6715	18262	17103	35365	34247	33171	67418	11968	10230	22198
VI	1242	1173	2415	994	933	1927	436	304	740	2095	1653	3748	4767	4063	8830	1049	535	1584
VII	1518	1219	2737	1176	950	2126	468	258	726	2444	1745	4189	5606	4172	9778	1236	512	1748
VIII	1348	1107	2455	1070	773	1843	359	196	555	2142	1526	3668	4919	3602	11897	937	363	1300
<b>Total 6-8</b>	4108	3499	7607	3240	2656	5896	1263	758	2021	6681	4924	11605	15292	11837	27129	3222	1410	4632
<b>Total 1-8</b>	10432	10657	21089	9186	8566	17752	4978	3758	8736	24943	22027	46970	49539	45008	94547	15190	11640	26830
IX	1324	608	1932	992	538	1530	279	128	407	1860	948	2808	4455	2222	6677	578	121	699
X	1130	441	1571	749	340	1089	162	60	222	1400	762	2162	3441	1603	5044	502	86	588
<b>Total 9-10</b>	2454	1049	3503	1741	878	2619	441	188	629	3260	1710	4970	7896	3825	11721	1080	207	1287
XI	980	314	1294	544	237	781	132	28	160	1091	502	1593	2747	1081	3828	273	38	311
XII	749	190	939	497	163	660	99	29	128	795	325	1120	2140	707	2847	224	19	243
<b>Total 11-12</b>	1729	504	2233	1041	400	1441	231	57	288	1886	827	2713	4887	1788	6675	497	57	554
<b>Total 9-12</b>	4183	1553	5736	2782	1278	4060	672	245	917	5146	2537	7683	12783	5613	18396	1577	264	1841
<b>Total 1-12</b>	14615	12210	26825	11968	9844	21812	5650	4003	9653	30089	24564	54653	62322	50621	112943	16767	11904	28671
<b>GTotal</b>	14622	12213	26835	11968	9844	21812	5655	4003	9658	30126	24602	54728	62371	50662	113033	16771	11909	28680

\* Govt. Management Includes Deptt. of Edu., T&W, Local Body, Sanskrit Edu., KGBV, Shiksha Karmi Management, Madarsa Only

\*\* PP : Pre Primary, \*\*\* Minority Enrollment is Included In ALL Category,

**SCHOOL EDUCATION : DISTRICT REPORT CARD 2017-18**

District Name : Jaisalmer

District Code : 0816

Class Room/Other Room /Building Status/Facilities (Govt. Management*)													
School Category	Status of Class Rooms						Number of Schools		Building Status				
	Class Rooms	Other Rooms	Sch. Req. Maj. Rep.	Class Req. Maj. Rep.	No. of Sch Req. ACR	No. of ACR Req. in	Library	Computer Room	Own	Rented	Rent Free	No Building	Total
PS Only	3139	592	195	327	11	16	256	0	721	0	14	0	735
UPS	2317	482	82	155	15	24	271	56	280	0	1	0	281
<b>Total</b>	<b>5456</b>	<b>1074</b>	<b>277</b>	<b>482</b>	<b>26</b>	<b>40</b>	<b>527</b>	<b>56</b>	<b>1001</b>	<b>0</b>	<b>15</b>	<b>0</b>	<b>1016</b>
Secondary	392	115	16	34	4	14	34	9	36	0	0	0	36
Sr. Secondary	1292	431	29	55	43	201	136	45	140	0	0	0	140
<b>G.Total</b>	<b>7140</b>	<b>1620</b>	<b>322</b>	<b>571</b>	<b>73</b>	<b>255</b>	<b>697</b>	<b>110</b>	<b>1177</b>	<b>0</b>	<b>15</b>	<b>0</b>	<b>1192</b>

**Number of Schools (Govt. Own Building)**

School Category	Number of Schools Having Facilities (Govt. Own Building)											
	Total Schools	Single Class room	Single Teacher	Separate Toilets for B & G	Single Toilet	No toilets	Functional Toilet	Hand Wash Facility	Drinking Water	Play ground	No Boundry	
PS Only	721	5	358	721	0	0	715	188	547	159	133	
UPS	280	0	13	280	0	0	279	104	255	129	12	
<b>Total</b>	<b>1001</b>	<b>5</b>	<b>371</b>	<b>1001</b>	<b>0</b>	<b>0</b>	<b>994</b>	<b>292</b>	<b>802</b>	<b>288</b>	<b>145</b>	
Secondary	36	0	0	36	0	0	36	17	30	16	0	
Sr. Secondary	140	4	0	140	0	0	140	71	135	97	2	
<b>G.Total</b>	<b>1177</b>	<b>9</b>	<b>371</b>	<b>1177</b>	<b>0</b>	<b>0</b>	<b>1170</b>	<b>380</b>	<b>967</b>	<b>401</b>	<b>147</b>	

**Number of Schools (Govt. Own Building)**

School Category	Number of Schools Having Facilities (Govt. Own Building)											
	HM Room Req.**	Electricity	Ramps	B.Wall/ Fencing	Staff room for Teacher	Art & Craft Room	Approach Road To School	Arts Streams School	Science Streams School	Commerce Streams School	Vocational Streams School	
PS Only	0	86	366	588	11	0	326	0	0	0	0	
UPS	1	216	191	268	25	0	213	0	0	0	0	
<b>Total</b>	<b>1</b>	<b>302</b>	<b>557</b>	<b>856</b>	<b>36</b>	<b>0</b>	<b>539</b>	<b>0</b>	<b>0</b>	<b>0</b>	<b>0</b>	
Secondary	9	36	27	36	4	8	33	0	0	0	1	
Sr. Secondary	48	138	101	138	42	42	122	122	19	7	17	
<b>G.Total</b>	<b>58</b>	<b>476</b>	<b>685</b>	<b>1030</b>	<b>82</b>	<b>50</b>	<b>694</b>	<b>122</b>	<b>19</b>	<b>7</b>	<b>18</b>	

**Enrollment (Agewise)**

**Indicators (%)**

**Number of Schools (Govt.)**

Age Group	Boys	Girls	Total	School Category	PTR (Govt) ***	SCR (Govt) ***	Gender Gap				PTR> 30/35	SCR> 30/35	PTR> 100	SCR> 100
							SC	ST	All	Min.				
Below 6	6121	4940	11061											
6 to 11	50401	38681	89082	PS Only	30	10	9.87	15.39	12.36	16.28	396	16	20	0
11 to 14	21822	14659	36481	UPS	17	22	16.78	29.00	22.04	45.48	19	54	2	0
6 to 14	72223	53340	125563	Elementary	26	15	11.99	18.49	15.10	21.74	415	70	22	0
14 to 16	11080	9626	20706	Secondary	11	21	34.91	38.75	37.02	70.12	0	2	0	0
16 to 18	6328	6027	12355	Sr. Secondary	14	31	42.93	53.28	42.68	75.98	6	13	0	3

\* Govt. Management Includes Deptt. of Education, Local Body, Sanskrit Education and Shiksha Karmi Management Only.

\*\* Remaining Schools Either having HM Room or not required HM Room as per RTE Norms.

\*\*\* PTR and SCR calculated only for Govt Own Management Schools.

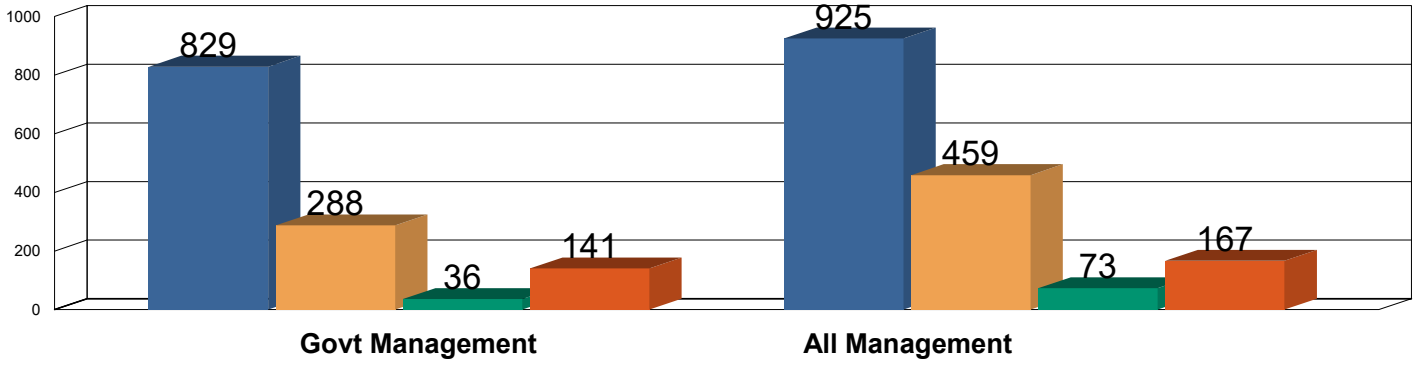
**SCHOOL EDUCATION : DISTRICT REPORT CARD 2017-18**

District Name : JAISALMER

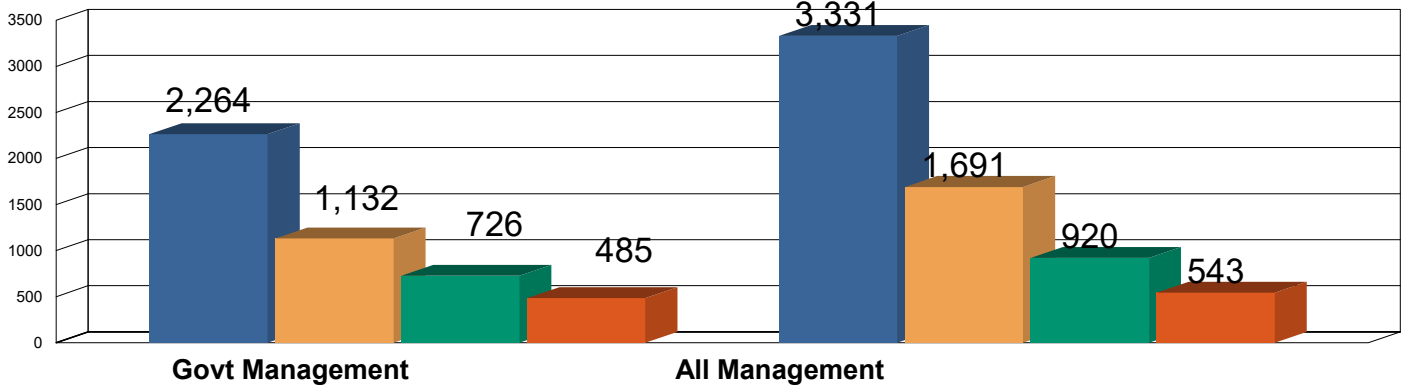
District Code : 0816



**No. of Schools**

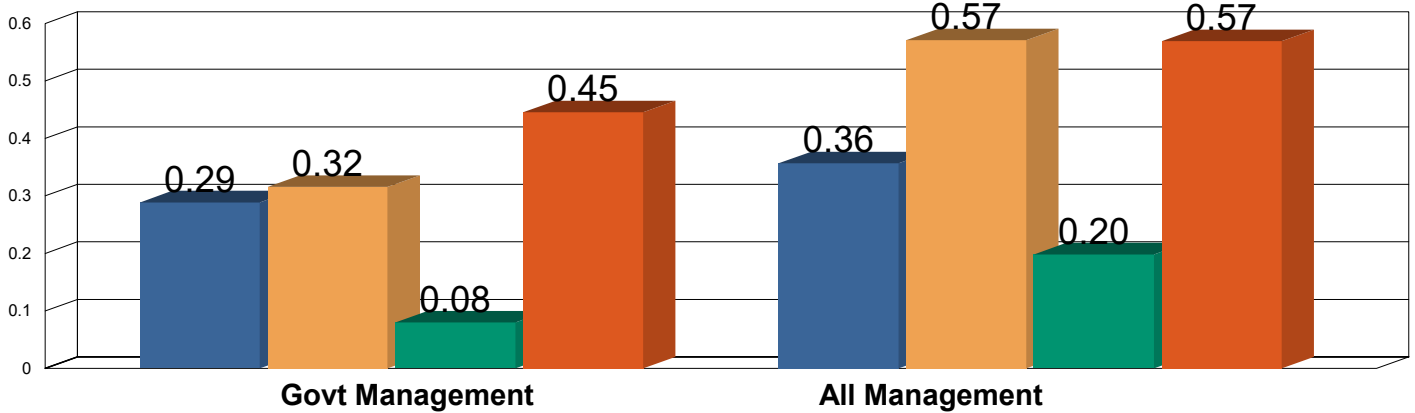


**No. of Teachers**



(Fig. in Lakh)

**Enrollment**



**SCHOOL EDUCATION : DISTRICT REPORT CARD 2017-18**

**District Name : JALOR**

**District Code : 0818**

Blocks	8	PEEO/ CRC	286	Total Schools	2751	Total Teachers	15578	Total Enrollment	430387			
<b>Details of school</b>												
Total Number of Schools							No. of Schools by School Type (Govt)					
School Category	Government			Private			Boys	Girls	Co-Ed	Total		
	Urban	Rural	Total	Urban	Rural	Total						
PS	22	972	994	9	94	103	0	7	987	994		
UPS	20	548	568	65	456	521	0	16	552	568		
Secondary	3	68	71	30	77	107	0	1	70	71		
Sr. Secondar	9	271	280	36	71	107	0	3	277	280		
<b>Total</b>	<b>54</b>	<b>1859</b>	<b>1913</b>	<b>140</b>	<b>698</b>	<b>838</b>	<b>0</b>	<b>27</b>	<b>1886</b>	<b>1913</b>		
<b>Number of Schools By School Category &amp; Management</b>												
School Category	Dept of Edu.	Tribal	Social Welfare	Local Body	Sans. Edu.	SKS	KGBV	Madarsa	Total State Govt School	Ctr. Govt	Private	Grand Total
Primary only with grades 1 to 5	15	0	0	943	6	7	0	23	994	0	103	1097
Upper Primary with grades 1 to 8	529	0	0	7	21	0	0	3	560	1	520	1081
Secondary with grades 1 to 10	70	0	0	0	1	0	0	0	71	0	106	177
Higher Secondary with grades 1 to 12	271	0	0	0	4	0	0	0	275	0	99	374
Upper Primary only with grades 6 to 8	1	0	0	0	0	0	7	0	8	0	0	8
Secondary with grades 6 to 10	0	0	0	0	0	0	0	0	0	0	1	1
Higher Secondary with grades 6 to 12	2	3	0	0	0	0	0	0	5	1	7	13
Higher Secondary with grades 9 to 12	0	0	0	0	0	0	0	0	0	0	0	0
<b>Grand Total</b>	<b>888</b>	<b>3</b>	<b>0</b>	<b>950</b>	<b>32</b>	<b>7</b>	<b>7</b>	<b>26</b>	<b>1913</b>	<b>2</b>	<b>836</b>	<b>2751</b>
<b>Total Number of Teachers</b>												
Classes Taught	Government (State)			Private			Gender Distribution of Teachers (Govt)					
	Male	Female	Total	Male	Female	Total	School Category	Male	Female	Total		
Primary	2964	815	3779	2031	800	2831	PS	1299	335	1634		
Upper Primary	2285	524	2809	1955	452	2407	UPS	2257	707	2964		
Secondary	1239	117	1356	683	133	816	Secondary	616	77	693		
Sr. Secondar	1082	82	1164	377	39	416	Sr. Secondary	3398	419	3817		
<b>Total</b>	<b>7570</b>	<b>1538</b>	<b>9108</b>	<b>5046</b>	<b>1424</b>	<b>6470</b>	<b>Total</b>	<b>7570</b>	<b>1538</b>	<b>9108</b>		
<b>Enrollment</b>												
Enrollment of SC/ST (ALL Mgt)	Primary (1-5)	Upper Pri.(6-8)	Sec./Sr. Sec.(9-12)	Total Enrollment School Category Wise***								
% SC Enrollment	22.76	21.77	21.93	School Cat.	Govt.	Pvt.	Urban Govt.	Rural Govt.				
% SC girls to SC Enrollment	46.24	43.54	36.98	PS Only	45215	7177	1288	43927				
% ST Enrollment	11.86	7.78	4.71	UPS	84712	78137	2800	81912				
% ST girls to ST Enrollment	41.52	32.86	26.81	Secondary	19921	29785	717	19204				
% Minority Enrollment	4.21	3.23	2.21	Sr. Secondary	115140	48231	4790	110350				
% Min. girls to Min. Enrollment	43.29	36.70	30.79	G.Total	264988	163330	9595	255393				

\* Govt. Management Includes Deptt. of Edu., T&W,Local Body, Sanskrit Edu., KGBV,Shiksha Karmi Management, Madarsa Only

\*\* PP : Pre Primary, \*\*\* This does not include Pre-Primary Enrollment

**SCHOOL EDUCATION : DISTRICT REPORT CARD 2017-18**

District Name : Jalor

District Code : 0818

<b>Total Enrollment By All (Govt.* + Pvt.) Management &amp; Class</b>																		
Class	General			SC			ST			OBC			Total			Minority ***		
	Boys	Girls	Total	Boys	Girls	Total	Boys	Girls	Total	Boys	Girls	Total	Boys	Girls	Total	Boys	Girls	Total
**PP	331	234	565	121	80	201	43	31	74	725	504	1229	1220	849	2069	43	40	83
I	3340	2945	6285	5484	4624	10108	3077	2347	5424	12018	10706	22724	23919	20622	44541	972	705	1677
II	3204	3019	6223	5710	5093	10803	3482	2620	6102	12394	11057	23451	24790	21789	46579	1172	894	2066
III	3416	3376	6792	6186	5606	11792	3707	2779	6486	13053	11900	24953	26362	23661	50023	1186	931	2117
IV	3461	3026	6487	5225	4293	9518	2758	1841	4599	11788	10753	22541	23232	19913	43145	1066	814	1880
V	3152	2864	6016	4811	3965	8776	2517	1449	3966	11386	9645	21031	21866	17923	39789	954	740	1694
<b>Total 1-5</b>	<b>16573</b>	<b>15230</b>	<b>31803</b>	<b>27416</b>	<b>23581</b>	<b>50997</b>	<b>15541</b>	<b>11036</b>	<b>26577</b>	<b>60639</b>	<b>54061</b>	<b>114700</b>	<b>120169</b>	<b>103908</b>	<b>224077</b>	<b>5350</b>	<b>4084</b>	<b>9434</b>
VI	3252	2803	6055	4555	3568	8123	2030	1039	3069	11133	9274	20407	20970	16684	37654	790	429	1219
VII	3424	2859	6283	4953	3741	8694	2193	1102	3295	12118	9657	21775	22688	17359	40047	810	501	1311
VIII	3515	2956	6471	4933	3828	8761	1916	863	2779	12336	9424	21760	22700	17071	39771	803	463	1266
<b>Total 6-8</b>	<b>10191</b>	<b>18809</b>	<b>18809</b>	<b>14441</b>	<b>11137</b>	<b>25578</b>	<b>6139</b>	<b>3004</b>	<b>9143</b>	<b>35587</b>	<b>28355</b>	<b>63942</b>	<b>66358</b>	<b>51114</b>	<b>117472</b>	<b>2403</b>	<b>1393</b>	<b>3796</b>
<b>G Total 1-8</b>	<b>26764</b>	<b>23848</b>	<b>50612</b>	<b>41857</b>	<b>34718</b>	<b>76575</b>	<b>21680</b>	<b>14040</b>	<b>35720</b>	<b>96226</b>	<b>82416</b>	<b>178642</b>	<b>186527</b>	<b>155022</b>	<b>341549</b>	<b>7753</b>	<b>5477</b>	<b>13230</b>
IX	3291	2025	5316	4512	2784	7296	1375	546	1921	11048	6635	17683	20226	11990	32216	515	251	766
X	2728	1656	4384	3235	2055	5290	765	285	1050	8947	5229	14176	15675	9225	24900	417	159	576
<b>Total 9-10</b>	<b>6019</b>	<b>3681</b>	<b>9700</b>	<b>7747</b>	<b>4839</b>	<b>12586</b>	<b>2140</b>	<b>831</b>	<b>2971</b>	<b>19995</b>	<b>11864</b>	<b>31859</b>	<b>35901</b>	<b>21215</b>	<b>57116</b>	<b>932</b>	<b>410</b>	<b>1342</b>
XI	1712	1005	2717	2218	1258	3476	461	140	601	6092	3233	9325	10483	5636	16119	223	96	319
XII	1424	867	2291	2025	939	2964	388	124	512	4954	2813	7767	8791	4743	13534	171	84	255
<b>Total 11-12</b>	<b>3136</b>	<b>1872</b>	<b>5008</b>	<b>4243</b>	<b>2197</b>	<b>6440</b>	<b>849</b>	<b>264</b>	<b>1113</b>	<b>11046</b>	<b>6046</b>	<b>17092</b>	<b>19274</b>	<b>10379</b>	<b>29653</b>	<b>394</b>	<b>180</b>	<b>574</b>
<b>Total 9-12</b>	<b>9155</b>	<b>5553</b>	<b>14708</b>	<b>11990</b>	<b>7036</b>	<b>19026</b>	<b>2989</b>	<b>1095</b>	<b>4084</b>	<b>31041</b>	<b>17910</b>	<b>48951</b>	<b>55175</b>	<b>31594</b>	<b>86769</b>	<b>1326</b>	<b>590</b>	<b>1916</b>
<b>Total 1-12</b>	<b>35919</b>	<b>29401</b>	<b>65320</b>	<b>53847</b>	<b>41754</b>	<b>95601</b>	<b>24669</b>	<b>15135</b>	<b>39804</b>	<b>127267</b>	<b>100326</b>	<b>227593</b>	<b>241702</b>	<b>186616</b>	<b>428318</b>	<b>9079</b>	<b>6067</b>	<b>15146</b>
<b>GTotal</b>	<b>36250</b>	<b>29635</b>	<b>65885</b>	<b>53968</b>	<b>41834</b>	<b>95802</b>	<b>24712</b>	<b>15166</b>	<b>39878</b>	<b>127992</b>	<b>100830</b>	<b>228822</b>	<b>242922</b>	<b>187465</b>	<b>430387</b>	<b>9122</b>	<b>6107</b>	<b>15229</b>

<b>Total Enrollment By Government Management &amp; Class</b>																		
Class	General			SC			ST			OBC			Total			Minority ***		
	Boys	Girls	Total	Boys	Girls	Total	Boys	Girls	Total	Boys	Girls	Total	Boys	Girls	Total	Boys	Girls	Total
**pp	2	0	2	9	14	23	1	2	3	12	12	24	24	28	52	3	5	8
I	1319	1482	2801	3762	3480	7242	2494	2086	4580	5941	6418	12359	13516	13466	26982	523	445	968
II	1286	1580	2866	3906	3904	7810	2789	2252	5041	6101	6947	13048	14082	14683	28765	750	649	1399
III	1368	1825	3193	4422	4517	8939	3019	2529	5548	6308	7328	13636	15117	16199	31316	773	664	1437
IV	1199	1578	2777	3441	3324	6765	2149	1623	3772	5123	6317	11440	11912	12842	24754	672	559	1231
V	1084	1531	2615	3176	3116	6292	1915	1233	3148	4788	5857	10645	10963	11737	22700	597	516	1113
<b>Total 1-5</b>	<b>6256</b>	<b>7996</b>	<b>75183</b>	<b>18707</b>	<b>18341</b>	<b>37048</b>	<b>12366</b>	<b>9723</b>	<b>22089</b>	<b>28261</b>	<b>32867</b>	<b>61128</b>	<b>65590</b>	<b>68927</b>	<b>134517</b>	<b>3315</b>	<b>2833</b>	<b>6148</b>
VI	1174	1556	2730	3169	2959	6128	1582	927	2509	4772	5764	10536	10697	11206	21903	421	283	704
VII	1302	1709	3011	3672	3227	6899	1752	1014	2766	5600	6315	11915	12326	12265	24591	476	347	823
VIII	1506	1940	3446	3865	3388	7253	1602	793	2395	6101	6519	12620	13074	12640	26540	489	329	818
<b>Total 6-8</b>	<b>3982</b>	<b>5205</b>	<b>9187</b>	<b>10706</b>	<b>9574</b>	<b>20280</b>	<b>4936</b>	<b>2734</b>	<b>7670</b>	<b>16473</b>	<b>18598</b>	<b>35071</b>	<b>36097</b>	<b>36111</b>	<b>72208</b>	<b>1386</b>	<b>959</b>	<b>2345</b>
<b>Total 1-8</b>	<b>10238</b>	<b>13201</b>	<b>23439</b>	<b>29413</b>	<b>27915</b>	<b>57328</b>	<b>17302</b>	<b>12457</b>	<b>29759</b>	<b>44734</b>	<b>51465</b>	<b>96199</b>	<b>101687</b>	<b>105038</b>	<b>206725</b>	<b>4701</b>	<b>3792</b>	<b>8493</b>
IX	1971	1493	3464	3772	2543	6315	1185	498	1683	6742	4783	11525	13670	9317	22987	342	170	512
X	1526	1135	2661	2555	1817	4372	587	241	828	4934	3629	8563	9602	6822	16424	243	105	348
<b>Total 9-10</b>	<b>3497</b>	<b>2628</b>	<b>6125</b>	<b>6327</b>	<b>4360</b>	<b>10687</b>	<b>1772</b>	<b>739</b>	<b>2511</b>	<b>11676</b>	<b>8412</b>	<b>20088</b>	<b>23272</b>	<b>16139</b>	<b>39411</b>	<b>585</b>	<b>275</b>	<b>860</b>
XI	982	739	1721	1804	1103	2907	388	117	505	3389	2233	5622	6563	4192	10755	136	65	201
XII	745	587	1332	1527	767	2294	282	90	372	2405	1694	4099	4959	3138	8097	107	51	158
<b>Total 11-12</b>	<b>1727</b>	<b>1326</b>	<b>3053</b>	<b>3331</b>	<b>1870</b>	<b>5201</b>	<b>670</b>	<b>207</b>	<b>877</b>	<b>5794</b>	<b>3927</b>	<b>9721</b>	<b>11522</b>	<b>7330</b>	<b>18852</b>	<b>243</b>	<b>116</b>	<b>359</b>
<b>Total 9-12</b>	<b>5224</b>	<b>3954</b>	<b>9178</b>	<b>9658</b>	<b>6230</b>	<b>15888</b>	<b>2442</b>	<b>946</b>	<b>3388</b>	<b>17470</b>	<b>12339</b>	<b>29809</b>	<b>34794</b>	<b>23469</b>	<b>58263</b>	<b>828</b>	<b>391</b>	<b>1219</b>
<b>Total 1-12</b>	<b>15462</b>	<b>17155</b>	<b>32617</b>	<b>39071</b>	<b>34145</b>	<b>73216</b>	<b>19744</b>	<b>13403</b>	<b>33147</b>	<b>62204</b>	<b>63804</b>	<b>126008</b>	<b>136481</b>	<b>128507</b>	<b>264988</b>	<b>5529</b>	<b>4183</b>	<b>9712</b>
<b>GTotal</b>	<b>15464</b>	<b>17155</b>	<b>32619</b>	<b>39080</b>	<b>34159</b>	<b>73239</b>	<b>19745</b>	<b>13405</b>	<b>33150</b>	<b>62216</b>	<b>63816</b>	<b>126032</b>	<b>136505</b>	<b>128535</b>	<b>265040</b>	<b>5532</b>	<b>4188</b>	<b>9720</b>

\* Govt. Management Includes Deptt. of Edu., T&W, Local Body, Sanskrit Edu., KGBV, Shiksha Karmi Management, Madarsa Only

\*\* PP : Pre Primary, \*\*\* Minority Enrollment is Included In ALL Category,

**SCHOOL EDUCATION : DISTRICT REPORT CARD 2017-18**

District Name : Jalor

District Code : 0818

Class Room/Other Room /Building Status/Facilities (Govt. Management*)													
School Category	Status of Class Rooms						Number of Schools		Building Status				
	Class Rooms	Other Rooms	Sch. Req. Maj. Rep.	Class Req. Maj. Rep.	No. of Sch Req. ACR	No. of ACR Req. in	Library	Computer Room	Own	Rented	Rent Free	No Building	Total
PS Only	3801	794	244	444	26	36	475	0	956	0	2	13	971
UPS	4613	1045	224	484	48	100	539	48	558	0	0	0	558
<b>Total</b>	<b>8414</b>	<b>1839</b>	<b>468</b>	<b>928</b>	<b>74</b>	<b>136</b>	<b>1014</b>	<b>48</b>	<b>1514</b>	<b>0</b>	<b>2</b>	<b>13</b>	<b>1529</b>
Secondary	711	163	24	58	16	49	70	13	71	0	0	0	71
Sr. Secondary	3472	928	73	186	90	390	273	100	277	0	0	0	277
<b>G.Total</b>	<b>12597</b>	<b>2930</b>	<b>565</b>	<b>1172</b>	<b>180</b>	<b>575</b>	<b>1357</b>	<b>161</b>	<b>1862</b>	<b>0</b>	<b>2</b>	<b>13</b>	<b>1877</b>

**Number of Schools (Govt. Own Building)**

School Category	Number of Schools Having Facilities (Govt. Own Building)											
	Total Schools	Single Class room	Single Teacher	Separate Toilets for B & G	Single Toilet	No toilets	Functional Toilet	Hand Wash Facility	Drinking Water	Play ground	No Boundry	
PS Only	956	3	431	956	0	0	955	541	707	296	156	
UPS	558	0	15	558	0	0	558	376	512	264	18	
<b>Total</b>	<b>1514</b>	<b>3</b>	<b>446</b>	<b>1514</b>	<b>0</b>	<b>0</b>	<b>1513</b>	<b>917</b>	<b>1219</b>	<b>560</b>	<b>174</b>	
Secondary	71	0	0	71	0	0	71	48	65	41	1	
Sr. Secondary	277	0	0	277	0	0	277	188	255	201	3	
<b>G.Total</b>	<b>1862</b>	<b>3</b>	<b>446</b>	<b>1862</b>	<b>0</b>	<b>0</b>	<b>1861</b>	<b>1153</b>	<b>1539</b>	<b>802</b>	<b>178</b>	

**Number of Schools (Govt. Own Building)**

School Category	Number of Schools Having Facilities (Govt. Own Building)										
	HM Room Req.**	Electricity	Ramps	B.Wall/ Fencing	Staff room for Teacher	Art & Craft Room	Approach Road To School	Arts Streams School	Science Streams School	Commerce Streams School	Vocational Streams School
PS Only	1	108	598	800	9	0	526	0	0	0	0
UPS	14	458	460	540	17	0	462	0	0	0	0
<b>Total</b>	<b>15</b>	<b>566</b>	<b>1058</b>	<b>1340</b>	<b>26</b>	<b>0</b>	<b>988</b>	<b>0</b>	<b>0</b>	<b>0</b>	<b>0</b>
Secondary	27	71	57	70	10	11	67	0	0	0	1
Sr. Secondary	117	276	222	274	57	114	261	258	42	14	23
<b>G.Total</b>	<b>159</b>	<b>913</b>	<b>1337</b>	<b>1684</b>	<b>93</b>	<b>125</b>	<b>1316</b>	<b>258</b>	<b>42</b>	<b>14</b>	<b>24</b>

**Enrollment (Agewise)**

**Indicators (%)**

**Number of Schools (Govt.)**

Age Group	Boys	Girls	Total	School Category	PTR (Govt) ***	SCR (Govt) ***	Gender Gap				PTR> 30/35	SCR> 30/35	PTR> 100	SCR> 100
							SC	ST	All	Min.				
Below 6	12193	10501	22694											
6 to 11	107169	91660	198829	PS Only	36	15	7.52	16.95	7.26	13.42	959	65	46	0
11 to 14	56309	44542	100851	UPS	18	24	12.92	34.29	12.98	26.61	46	110	0	1
6 to 14	163478	136202	299680	Elementary	29	20	9.32	21.39	9.22	17.20	1005	175	46	1
14 to 16	33478	31277	64755	Secondary	15	57	23.11	44.06	25.71	38.90	0	52	0	4
16 to 18	19416	19125	38541	Sr. Secondary	16	53	31.77	52.56	30.00	37.28	16	130	1	25

\* Govt. Management Includes Deptt. of Education, Local Body, Sanskrit Education and Shiksha Karmi Management Only.

\*\* Remaining Schools Either having HM Room or not required HM Room as per RTE Norms.

\*\*\* PTR and SCR calculated only for Govt Own Management Schools.

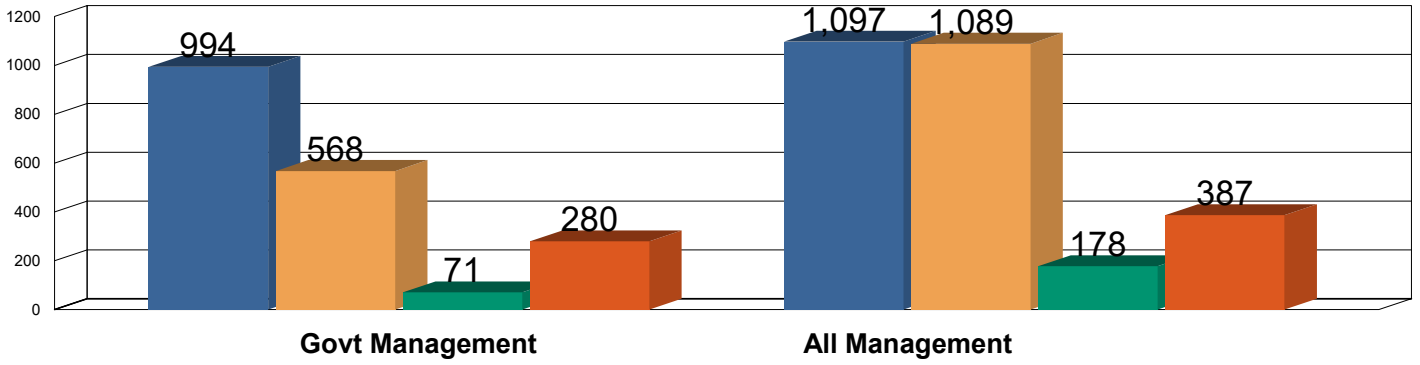
**SCHOOL EDUCATION : DISTRICT REPORT CARD 2017-18**

District Name : JALOR

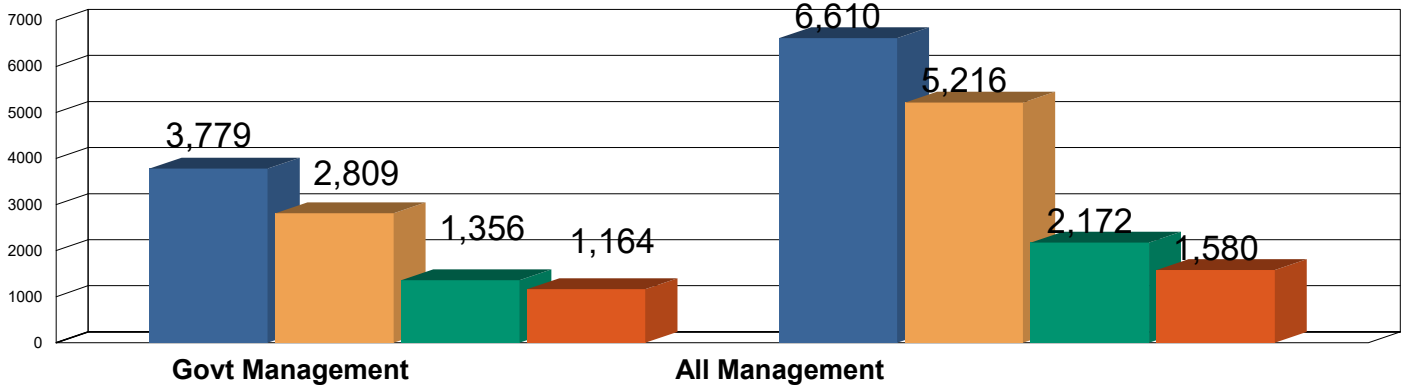
District Code : 0818

■ PS     
 ■ UPS     
 ■ SEC.     
 ■ SR. SEC

**No. of Schools**

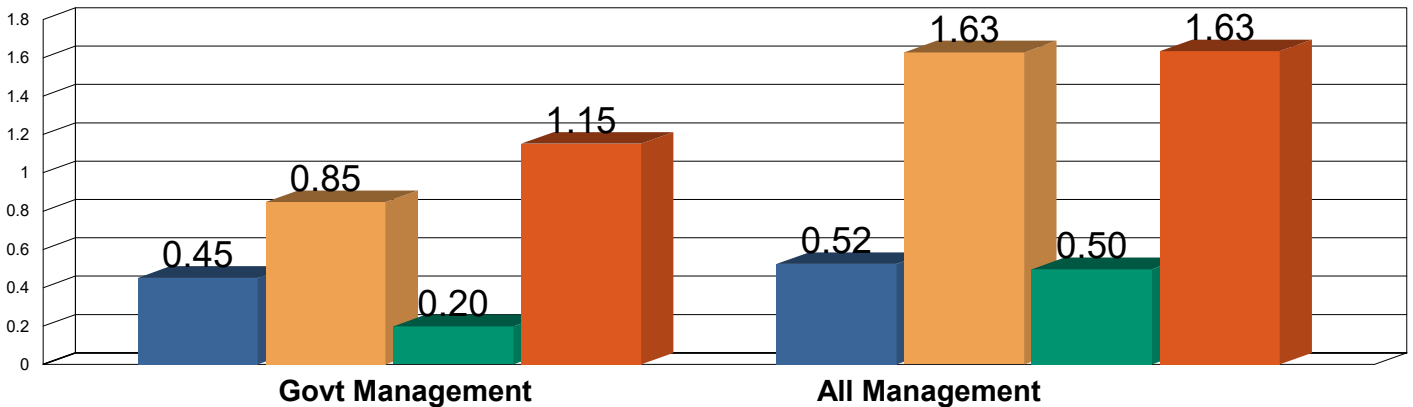


**No. of Teachers**



(Fig. in Lakh)

**Enrollment**





**SCHOOL EDUCATION : DISTRICT REPORT CARD 2017-18**

**District Name : JHALAWAR**

**District Code : 0832**

Blocks	8	PEEO/ CRC	257	Total Schools	2236	Total Teachers	12972	Total Enrollment	342529			
<b>Details of school</b>												
Total Number of Schools							No. of Schools by School Type (Govt)					
School Category	Government			Private			Boys	Girls	Co-Ed	Total		
	Urban	Rural	Total	Urban	Rural	Total						
PS	29	787	816	1	50	51	0	0	816	816		
UPS	21	593	614	71	207	278	0	11	603	614		
Secondary	4	35	39	34	70	104	0	4	35	39		
Sr. Secondar	15	267	282	27	25	52	0	3	279	282		
<b>Total</b>	<b>69</b>	<b>1682</b>	<b>1751</b>	<b>133</b>	<b>352</b>	<b>485</b>	<b>0</b>	<b>18</b>	<b>1733</b>	<b>1751</b>		
<b>Number of Schools By School Category &amp; Management</b>												
School Category	Dept of Edu.	Tribal	Social Welfare	Local Body	Sans. Edu.	SKS	KGBV	Madarsa	Total State Govt School	Ctr. Govt	Private	Grand Total
Primary only with grades 1 to 5	11	1	0	721	2	30	0	51	816	0	51	867
Upper Primary with grades 1 to 8	507	0	0	69	25	3	0	6	610	0	277	887
Secondary with grades 1 to 10	32	0	0	0	4	0	0	0	36	0	104	140
Higher Secondary with grades 1 to 12	273	0	0	0	1	0	0	1	275	1	49	325
Upper Primary only with grades 6 to 8	0	0	0	0	0	0	4	0	4	0	1	5
Secondary with grades 6 to 10	3	0	0	0	0	0	0	0	3	0	0	3
Higher Secondary with grades 6 to 12	3	2	0	0	1	0	0	0	6	1	0	7
Higher Secondary with grades 9 to 12	1	0	0	0	0	0	0	0	1	0	1	2
<b>Grand Total</b>	<b>830</b>	<b>3</b>	<b>0</b>	<b>790</b>	<b>33</b>	<b>33</b>	<b>4</b>	<b>58</b>	<b>1751</b>	<b>2</b>	<b>483</b>	<b>2236</b>
<b>Total Number of Teachers</b>												
Classes Taught	Government (State)			Private			Gender Distribution of Teachers (Govt)					
	Male	Female	Total	Male	Female	Total	School Category	Male	Female	Total		
Primary	2679	1031	3710	1299	689	1988	PS	1037	381	1418		
Upper Primary	2010	730	2740	1072	540	1612	UPS	2240	895	3135		
Secondary	1070	235	1305	361	153	514	Secondary	254	108	362		
Sr. Secondar	724	189	913	121	69	190	Sr. Secondary	2952	801	3753		
<b>Total</b>	<b>6483</b>	<b>2185</b>	<b>8668</b>	<b>2853</b>	<b>1451</b>	<b>4304</b>	<b>Total</b>	<b>6483</b>	<b>2185</b>	<b>8668</b>		
<b>Enrollment</b>												
Enrollment of SC/ST (ALL Mgt)	Primary (1-5)	Upper Pri.(6-8)	Sec./Sr. Sec.(9-12)	Total Enrollment School Category Wise***								
% SC Enrollment	19.71	18.53	17.19	School Cat.	Govt.	Pvt.	Urban Govt.	Rural Govt.				
% SC girls to SC Enrollment	48.05	44.98	39.04	PS Only	29783	3276	1309	28474				
% ST Enrollment	15.11	14.45	13.46	UPS	67420	41437	3510	63910				
% ST girls to ST Enrollment	46.92	46.42	43.62	Secondary	9135	31704	1509	7626				
% Minority Enrollment	6.47	6.00	5.41	Sr. Secondary	108349	27785	12019	96330				
% Min. girls to Min. Enrollment	47.74	50.07	49.89	G.Total	214687	104202	18347	196340				

\* Govt. Management Includes Deptt. of Edu., T&W,Local Body, Sanskrit Edu., KGBV,Shiksha Karmi Management, Madarsa Only

\*\* PP : Pre Primary, \*\*\* This does not include Pre-Primary Enrollment

## SCHOOL EDUCATION : DISTRICT REPORT CARD 2017-18

District Name : Jhalawar

District Code : 0832

Total Enrollment By All (Govt.* + Pvt.) Management & Class																		
Class	General			SC			ST			OBC			Total			Minority ***		
	Boys	Girls	Total	Boys	Girls	Total	Boys	Girls	Total	Boys	Girls	Total	Boys	Girls	Total	Boys	Girls	Total
**PP	2679	2083	4762	2354	1664	4018	1216	758	1974	7539	5347	12886	13788	9852	23640	1538	1354	2892
I	1871	1607	3478	3493	3263	6756	2643	2406	5049	9732	8738	18470	17739	16014	33753	1175	985	2160
II	1700	1595	3295	3565	3419	6984	2750	2388	5138	9809	9050	18859	17824	16452	34276	1171	1188	2359
III	1725	1567	3292	3468	3286	6754	2726	2388	5114	9710	8814	18524	17629	16055	33684	1104	1029	2133
IV	1679	1434	3113	3152	2754	5906	2467	2207	4674	8760	8040	16800	16058	14435	30493	1056	917	1973
V	1606	1410	3016	2799	2521	5320	2323	2021	4344	8500	7558	16058	15228	13510	28738	940	856	1796
<b>Total 1-5</b>	<b>8581</b>	<b>7613</b>	<b>16194</b>	<b>16477</b>	<b>15243</b>	<b>31720</b>	<b>12909</b>	<b>11410</b>	<b>24319</b>	<b>46511</b>	<b>42200</b>	<b>88711</b>	<b>84478</b>	<b>76466</b>	<b>160944</b>	<b>5446</b>	<b>4975</b>	<b>10421</b>
VI	1630	1358	2988	2651	2314	4965	2121	1818	3939	7937	7056	14993	14339	12546	26885	829	794	1623
VII	1544	1359	2903	2691	2174	4865	2017	1741	3758	8139	6834	14973	14391	12108	26499	813	799	1612
VIII	1541	1346	2887	2826	2190	5016	2066	1816	3882	8046	6925	14971	14479	12277	26756	759	815	1574
<b>Total 6-8</b>	<b>4715</b>	<b>8778</b>	<b>8778</b>	<b>8168</b>	<b>6678</b>	<b>14846</b>	<b>6204</b>	<b>5375</b>	<b>11579</b>	<b>24122</b>	<b>20815</b>	<b>44937</b>	<b>43209</b>	<b>36931</b>	<b>80140</b>	<b>2401</b>	<b>2408</b>	<b>4809</b>
<b>Total 6-9</b>	<b>13296</b>	<b>11676</b>	<b>24972</b>	<b>24645</b>	<b>21921</b>	<b>46566</b>	<b>19113</b>	<b>16785</b>	<b>35898</b>	<b>70633</b>	<b>63015</b>	<b>133648</b>	<b>127687</b>	<b>113397</b>	<b>241084</b>	<b>7847</b>	<b>7383</b>	<b>15230</b>
IX	1620	1402	3022	2980	2067	5047	2157	1764	3921	8179	6358	14537	14936	11591	26527	684	675	1359
X	1504	1280	2784	2235	1431	3666	1660	1218	2878	6786	4994	11780	12185	8923	21108	609	609	1218
<b>Total 9-10</b>	<b>3124</b>	<b>2682</b>	<b>5806</b>	<b>5215</b>	<b>3498</b>	<b>8713</b>	<b>3817</b>	<b>2982</b>	<b>6799</b>	<b>14965</b>	<b>11352</b>	<b>26317</b>	<b>27121</b>	<b>20514</b>	<b>47635</b>	<b>1293</b>	<b>1284</b>	<b>2577</b>
XI	1430	1107	2537	1517	965	2482	1082	888	1970	5109	3655	8764	9138	6615	15753	383	413	796
XII	1490	1025	2515	1422	759	2181	1007	700	1707	4896	3118	8014	8815	5602	14417	432	402	834
<b>Total 11-12</b>	<b>2920</b>	<b>2132</b>	<b>5052</b>	<b>2939</b>	<b>1724</b>	<b>4663</b>	<b>2089</b>	<b>1588</b>	<b>3677</b>	<b>10005</b>	<b>6773</b>	<b>16778</b>	<b>17953</b>	<b>12217</b>	<b>30170</b>	<b>815</b>	<b>815</b>	<b>1630</b>
<b>Total 9-12</b>	<b>6044</b>	<b>4814</b>	<b>10858</b>	<b>8154</b>	<b>5222</b>	<b>13376</b>	<b>5906</b>	<b>4570</b>	<b>10476</b>	<b>24970</b>	<b>18125</b>	<b>43095</b>	<b>45074</b>	<b>32731</b>	<b>77805</b>	<b>2108</b>	<b>2099</b>	<b>4207</b>
<b>Total 1-12</b>	<b>19340</b>	<b>16490</b>	<b>35830</b>	<b>32799</b>	<b>27143</b>	<b>59942</b>	<b>25019</b>	<b>21355</b>	<b>46374</b>	<b>95603</b>	<b>81140</b>	<b>176743</b>	<b>172761</b>	<b>146128</b>	<b>318889</b>	<b>9955</b>	<b>9482</b>	<b>19437</b>
<b>GTotal</b>	<b>22019</b>	<b>18573</b>	<b>40592</b>	<b>35153</b>	<b>28807</b>	<b>63960</b>	<b>26235</b>	<b>22113</b>	<b>48348</b>	<b>103142</b>	<b>86487</b>	<b>189629</b>	<b>186549</b>	<b>155980</b>	<b>342529</b>	<b>11493</b>	<b>10836</b>	<b>22329</b>

Total Enrollment By Government Management & Class																		
Class	General			SC			ST			OBC			Total			Minority ***		
	Boys	Girls	Total	Boys	Girls	Total	Boys	Girls	Total	Boys	Girls	Total	Boys	Girls	Total	Boys	Girls	Total
**pp	5	4	9	2	4	6	0	0	0	22	18	40	29	26	55	6	8	14
I	547	639	1186	2322	2410	4732	1774	1905	3679	5387	5696	11083	10030	10650	20680	453	436	889
II	563	672	1235	2430	2591	5021	1925	1981	3906	5544	6140	11684	10462	11384	21846	556	619	1175
III	612	677	1289	2388	2631	5019	1908	1952	3860	5502	6145	11647	10410	11405	21815	563	530	1093
IV	564	605	1169	2182	2126	4308	1725	1800	3525	4948	5558	10506	9419	10089	19508	479	482	961
V	522	585	1107	1947	2030	3977	1627	1667	3294	4828	5350	10178	8924	9632	18556	428	439	867
<b>Total 1-5</b>	<b>2808</b>	<b>3178</b>	<b>5986</b>	<b>11269</b>	<b>11788</b>	<b>23057</b>	<b>8959</b>	<b>9305</b>	<b>18264</b>	<b>26209</b>	<b>28889</b>	<b>55098</b>	<b>49245</b>	<b>53160</b>	<b>102405</b>	<b>2479</b>	<b>2506</b>	<b>4985</b>
VI	483	610	1093	1866	1908	3774	1514	1514	3028	4596	5060	9656	8459	9092	17551	309	364	673
VII	541	648	1189	2010	1876	3886	1467	1499	2966	4924	5143	10067	8942	9166	18108	362	411	773
VIII	559	703	1262	2171	1898	4069	1567	1590	3157	5004	5408	10412	9301	9599	19951	319	458	777
<b>Total 6-8</b>	<b>1583</b>	<b>1961</b>	<b>3544</b>	<b>6047</b>	<b>5682</b>	<b>11729</b>	<b>4548</b>	<b>4603</b>	<b>9151</b>	<b>14524</b>	<b>15611</b>	<b>30135</b>	<b>26702</b>	<b>27857</b>	<b>54559</b>	<b>990</b>	<b>1233</b>	<b>2223</b>
<b>Total 1-8</b>	<b>4391</b>	<b>5139</b>	<b>9530</b>	<b>17316</b>	<b>17470</b>	<b>34786</b>	<b>13507</b>	<b>13908</b>	<b>27415</b>	<b>40733</b>	<b>44500</b>	<b>85233</b>	<b>75947</b>	<b>81017</b>	<b>156964</b>	<b>3469</b>	<b>3739</b>	<b>7208</b>
IX	764	855	1619	2458	1885	4343	1683	1446	3129	6026	5374	11400	10931	9560	20491	321	400	721
X	740	736	1476	1730	1222	2952	1037	938	1975	4409	3964	8373	7916	6860	14776	302	388	690
<b>Total 9-10</b>	<b>1504</b>	<b>1591</b>	<b>3095</b>	<b>4188</b>	<b>3107</b>	<b>7295</b>	<b>2720</b>	<b>2384</b>	<b>5104</b>	<b>10435</b>	<b>9338</b>	<b>19773</b>	<b>18847</b>	<b>16420</b>	<b>35267</b>	<b>623</b>	<b>788</b>	<b>1411</b>
XI	792	764	1556	1213	877	2090	770	688	1458	3907	3163	7070	6682	5492	12174	224	295	519
XII	721	681	1402	1045	653	1698	625	536	1161	3466	2555	6021	5857	4425	10282	214	280	494
<b>Total 11-12</b>	<b>1513</b>	<b>1445</b>	<b>2958</b>	<b>2258</b>	<b>1530</b>	<b>3788</b>	<b>1395</b>	<b>1224</b>	<b>2619</b>	<b>7373</b>	<b>5718</b>	<b>13091</b>	<b>12539</b>	<b>9917</b>	<b>22456</b>	<b>438</b>	<b>575</b>	<b>1013</b>
<b>Total 9-12</b>	<b>3017</b>	<b>3036</b>	<b>6053</b>	<b>6446</b>	<b>4637</b>	<b>11083</b>	<b>4115</b>	<b>3608</b>	<b>7723</b>	<b>17808</b>	<b>15056</b>	<b>32864</b>	<b>31386</b>	<b>26337</b>	<b>57723</b>	<b>1061</b>	<b>1363</b>	<b>2424</b>
<b>Total 1-12</b>	<b>7408</b>	<b>8175</b>	<b>15583</b>	<b>23762</b>	<b>22107</b>	<b>45869</b>	<b>17622</b>	<b>17516</b>	<b>35138</b>	<b>58541</b>	<b>59556</b>	<b>118097</b>	<b>107333</b>	<b>107354</b>	<b>214687</b>	<b>4530</b>	<b>5102</b>	<b>9632</b>
<b>GTotal</b>	<b>7413</b>	<b>8179</b>	<b>15592</b>	<b>23764</b>	<b>22111</b>	<b>45875</b>	<b>17622</b>	<b>17516</b>	<b>35138</b>	<b>58563</b>	<b>59574</b>	<b>118137</b>	<b>107362</b>	<b>107380</b>	<b>214742</b>	<b>4536</b>	<b>5110</b>	<b>9646</b>

\* Govt. Management Includes Deptt. of Edu., T&W, Local Body, Sanskrit Edu., KGBV, Shiksha Karmi Management, Madarsa Only

\*\* PP : Pre Primary, \*\*\* Minority Enrollment is Included In ALL Category,

**SCHOOL EDUCATION : DISTRICT REPORT CARD 2017-18**

District Name : Jhalawar

District Code : 0832

Class Room/Other Room /Building Status/Facilities (Govt. Management*)													
School Category	Status of Class Rooms						Number of Schools		Building Status				
	Class Rooms	Other Rooms	Sch. Req. Maj. Rep.	Class Req. Maj. Rep.	No. of Sch Req. ACR	No. of ACR Req. in	Library	Computer Room	Own	Rented	Rent Free	No Building	Total
PS Only	2321	490	134	210	12	14	444	0	761	0	0	3	764
UPS	3972	831	179	322	61	111	594	42	603	0	0	1	604
<b>Total</b>	<b>6293</b>	<b>1321</b>	<b>313</b>	<b>532</b>	<b>73</b>	<b>125</b>	<b>1038</b>	<b>42</b>	<b>1364</b>	<b>0</b>	<b>0</b>	<b>4</b>	<b>1368</b>
Secondary	378	57	9	21	7	15	35	2	39	0	0	0	39
Sr. Secondary	3120	756	36	71	101	404	252	67	279	0	0	0	279
<b>G.Total</b>	<b>9791</b>	<b>2134</b>	<b>358</b>	<b>624</b>	<b>181</b>	<b>544</b>	<b>1325</b>	<b>111</b>	<b>1682</b>	<b>0</b>	<b>0</b>	<b>4</b>	<b>1686</b>

**Number of Schools (Govt. Own Building)**

School Category	Number of Schools Having Facilities (Govt. Own Building)											
	Total Schools	Single Class room	Single Teacher	Separate Toilets for B & G	Single Toilet	No toilets	Functional Toilet	Hand Wash Facility	Drinking Water	Play ground	No Boundry	
PS Only	761	6	257	761	0	0	759	552	742	408	212	
UPS	603	1	4	603	0	0	603	471	597	377	56	
<b>Total</b>	<b>1364</b>	<b>7</b>	<b>261</b>	<b>1364</b>	<b>0</b>	<b>0</b>	<b>1362</b>	<b>1023</b>	<b>1339</b>	<b>785</b>	<b>268</b>	
Secondary	39	0	0	39	0	0	39	25	36	18	3	
Sr. Secondary	279	0	1	279	0	0	279	180	250	162	38	
<b>G.Total</b>	<b>1682</b>	<b>7</b>	<b>262</b>	<b>1682</b>	<b>0</b>	<b>0</b>	<b>1680</b>	<b>1228</b>	<b>1625</b>	<b>965</b>	<b>309</b>	

**Number of Schools (Govt. Own Building)**

School Category	Number of Schools Having Facilities (Govt. Own Building)											
	HM Room Req.**	Electricity	Ramps	B.Wall/ Fencing	Staff room for Teacher	Art & Craft Room	Approach Road To School	Arts Streams School	Science Streams School	Commerce Streams School	Vocational Streams School	
PS Only	0	63	691	549	26	0	442	0	0	0	0	
UPS	4	432	545	547	21	0	502	0	0	0	0	
<b>Total</b>	<b>4</b>	<b>495</b>	<b>1236</b>	<b>1096</b>	<b>47</b>	<b>0</b>	<b>944</b>	<b>0</b>	<b>0</b>	<b>0</b>	<b>0</b>	
Secondary	15	38	33	36	9	8	35	0	0	0	2	
Sr. Secondary	157	275	202	241	67	95	263	257	38	15	48	
<b>G.Total</b>	<b>176</b>	<b>808</b>	<b>1471</b>	<b>1373</b>	<b>123</b>	<b>103</b>	<b>1242</b>	<b>257</b>	<b>38</b>	<b>15</b>	<b>50</b>	

**Enrollment (Agewise)**

**Indicators (%)**

**Number of Schools (Govt.)**

Age Group	Boys	Girls	Total	School Category	PTR (Govt) ***	SCR (Govt) ***	Gender Gap				PTR> 30/35	SCR> 30/35	PTR> 100	SCR> 100
							SC	ST	All	Min.				
Below 6	8166	7564	15730											
6 to 11	75732	68686	144418	PS Only	28	16	3.89	6.16	4.98	4.52	586	53	16	0
11 to 14	38155	32730	70885	UPS	14	24	10.04	7.16	7.83	-0.15	25	119	1	2
6 to 14	113887	101416	215303	Elementary	23	21	5.85	6.49	5.93	3.05	611	172	17	2
14 to 16	24340	23238	47578	Secondary	17	33	19.71	12.28	13.87	0.35	3	9	0	1
16 to 18	16286	16190	32476	Sr. Secondary	25	38	26.06	13.63	19.01	0.00	31	71	6	9

\* Govt. Management Includes Deptt. of Education, Local Body, Sanskrit Education and Shiksha Karmi Management Only.

\*\* Remaining Schools Either having HM Room or not required HM Room as per RTE Norms.

\*\*\* PTR and SCR calculated only for Govt Own Management Schools.

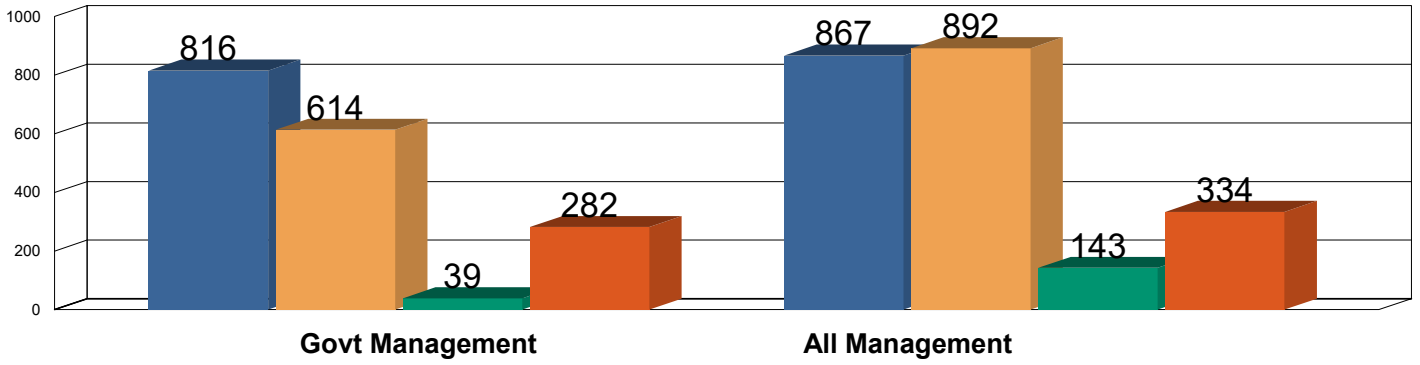
**SCHOOL EDUCATION : DISTRICT REPORT CARD 2017-18**

District Name : **JHALAWAR**

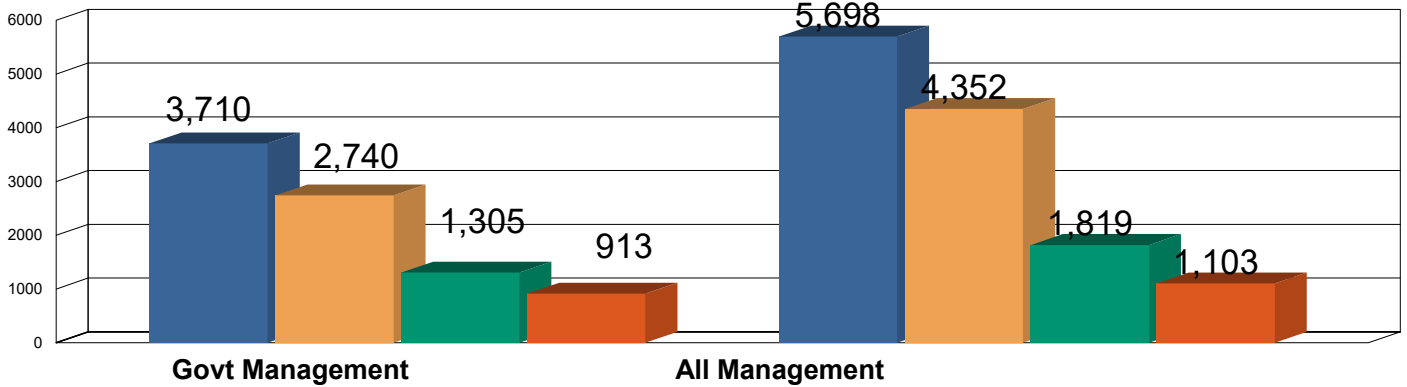
District Code : **0832**

PS
  UPS
  SEC.
  SR. SEC

**No. of Schools**

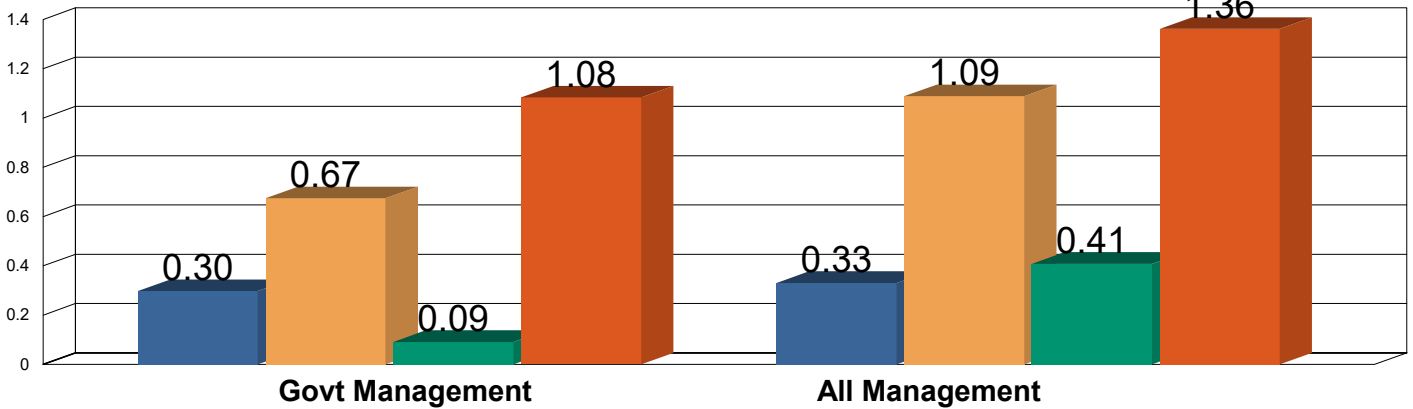


**No. of Teachers**



(Fig. in Lakh)

**Enrollment**



**SCHOOL EDUCATION : DISTRICT REPORT CARD 2017-18**

**District Name : JHUNJHUNU**

**District Code : 0805**

Blocks	8	PEEO/ CRC	330	Total Schools	2831	Total Teachers	22753	Total Enrollment	503464			
<b>Details of school</b>												
Total Number of Schools							No. of Schools by School Type (Govt)					
School Category	Government			Private			Boys	Girls	Co-Ed	Total		
	Urban	Rural	Total	Urban	Rural	Total						
PS	50	490	540	19	35	54	0	0	540	540		
UPS	43	520	563	107	203	310	0	2	561	563		
Secondary	12	208	220	77	220	297	0	5	215	220		
Sr. Secondar	15	262	277	209	361	570	0	3	274	277		
<b>Total</b>	<b>120</b>	<b>1480</b>	<b>1600</b>	<b>412</b>	<b>819</b>	<b>1231</b>	<b>0</b>	<b>10</b>	<b>1590</b>	<b>1600</b>		
<b>Number of Schools By School Category &amp; Management</b>												
School Category	Dept of Edu.	Tribal	Social Welfare	Local Body	Sans. Edu.	SKS	KGBV	Madarsa	Total State Govt School	Ctr. Govt	Private	Grand Total
Primary only with grades 1 to 5	36	0	0	446	10	3	0	45	540	0	54	594
Upper Primary with grades 1 to 8	478	0	0	38	38	0	0	7	561	0	310	871
Secondary with grades 1 to 10	199	0	0	0	15	0	0	0	214	0	293	507
Higher Secondary with grades 1 to 12	267	0	0	0	4	0	0	0	271	3	524	798
Upper Primary only with grades 6 to 8	0	0	0	0	0	0	2	0	2	0	0	2
Secondary with grades 6 to 10	4	0	0	0	2	0	0	0	6	0	4	10
Higher Secondary with grades 6 to 12	4	0	0	0	1	0	0	0	5	1	37	43
Higher Secondary with grades 9 to 12	1	0	0	0	0	0	0	0	1	0	5	6
<b>Grand Total</b>	<b>989</b>	<b>0</b>	<b>0</b>	<b>484</b>	<b>70</b>	<b>3</b>	<b>2</b>	<b>52</b>	<b>1600</b>	<b>4</b>	<b>1227</b>	<b>2831</b>
<b>Total Number of Teachers</b>												
Classes Taught	Government (State)			Private			Gender Distribution of Teachers (Govt)					
	Male	Female	Total	Male	Female	Total	School Category	Male	Female	Total		
Primary	1904	1672	3576	2269	1967	4236	PS	555	560	1115		
Upper Primary	1859	1242	3101	2379	1577	3956	UPS	1658	1357	3015		
Secondary	1313	822	2135	1722	879	2601	Secondary	1295	813	2108		
Sr. Secondar	943	530	1473	1193	482	1675	Sr. Secondary	2511	1536	4047		
<b>Total</b>	<b>6019</b>	<b>4266</b>	<b>10285</b>	<b>7563</b>	<b>4905</b>	<b>12468</b>	<b>Total</b>	<b>6019</b>	<b>4266</b>	<b>10285</b>		
<b>Enrollment</b>												
Enrollment of SC/ST (ALL Mgt)	Primary (1-5)	Upper Pri.(6-8)	Sec./Sr. Sec.(9-12)	Total Enrollment School Category Wise***								
% SC Enrollment	20.29	19.32	18.26	School Cat.	Govt.	Pvt.	Urban Govt.	Rural Govt.				
% SC girls to SC Enrollment	46.85	46.49	46.48	PS Only	11493	4693	1743	9750				
% ST Enrollment	2.46	2.49	2.76	UPS	37758	41736	5335	32423				
% ST girls to ST Enrollment	45.38	46.27	43.21	Secondary	32458	64408	1797	30661				
% Minority Enrollment	13.98	11.90	7.72	Sr. Secondary	77043	224458	8399	68644				
% Min. girls to Min. Enrollment	46.90	45.39	35.90	G.Total	158752	335295	17274	141478				

\* Govt. Management Includes Deptt. of Edu., T&W,Local Body, Sanskrit Edu., KGBV,Shiksha Karmi Management, Madarsa Only

\*\* PP : Pre Primary, \*\*\* This does not include Pre-Primary Enrollment

**SCHOOL EDUCATION : DISTRICT REPORT CARD 2017-18**

District Name : Jhunjhunun

District Code : 0805

<b>Total Enrollment By All (Govt.* + Pvt.) Management &amp; Class</b>																		
Class	General			SC			ST			OBC			Total			Minority ***		
	Boys	Girls	Total	Boys	Girls	Total	Boys	Girls	Total	Boys	Girls	Total	Boys	Girls	Total	Boys	Girls	Total
**PP	1011	733	1744	516	350	866	142	96	238	3829	2740	6569	5498	3919	9417	485	374	859
I	3279	2510	5789	4596	4090	8686	598	457	1055	15226	12747	27973	23699	19804	43503	3138	2775	5913
II	2998	2429	5427	4969	4366	9335	609	518	1127	14086	11890	25976	22662	19203	41865	3077	2866	5943
III	3095	2526	5621	4549	4048	8597	563	490	1053	14764	12464	27228	22971	19528	42499	3274	2983	6257
IV	3038	2476	5514	4327	3800	8127	523	453	976	14370	11786	26156	22258	18515	40773	3091	2658	5749
V	3162	2344	5506	4007	3487	7494	505	407	912	14467	11174	25641	22141	17412	39553	2873	2365	5238
Total 1-5	15572	12285	27857	22448	19791	42239	2798	2325	5123	72913	60061	132974	113731	94462	208193	15453	13647	29100
VI	3160	2504	5664	3953	3379	7332	498	467	965	14012	11504	25516	21623	17854	39477	2720	2334	5054
VII	3359	2531	5890	4321	3732	8053	560	444	1004	14531	11761	26292	22771	18468	41239	2754	2254	5008
VIII	3494	2678	6172	4503	3992	8495	598	515	1113	15070	12068	27138	23665	19253	42918	2562	2092	4654
Total 6-8	10013	17726	17726	12777	11103	23880	1656	1426	3082	43613	35333	78946	68059	55575	123634	8036	6680	14716
Total 1-8	25585	19998	45583	35225	30894	66119	4454	3751	8205	116526	95394	211920	181790	150037	331827	23489	20327	43816
IX	3573	2698	6271	4262	3831	8093	594	526	1120	14857	11701	26558	23286	18756	42042	2389	1619	4008
X	3673	2750	6423	4704	3920	8624	795	534	1329	16927	11684	28611	26099	18888	44987	2350	1357	3707
Total 9-10	7246	5448	12694	8966	7751	16717	1389	1060	2449	31784	23385	55169	49385	37644	87029	4739	2976	7715
XI	3095	2384	5479	3378	3083	6461	565	433	998	13451	10184	23635	20489	16084	36573	1779	776	2555
XII	3340	2373	5713	3510	2932	6442	589	442	1031	15135	10297	25432	22574	16044	38618	1507	743	2250
Total 11-12	6435	4757	11192	6888	6015	12903	1154	875	2029	28586	20481	49067	43063	32128	75191	3286	1519	4805
Total 9-12	13681	10205	23886	15854	13766	29620	2543	1935	4478	60370	43866	104236	92448	69772	162220	8025	4495	12520
Total 1-12	39266	30203	69469	51079	44660	95739	6997	5686	12683	176896	139260	316156	274238	219809	494047	31514	24822	56336
GTotal	40277	30936	71213	51595	45010	96605	7139	5782	12921	180725	142000	322725	279736	223728	503464	31999	25196	57195

<b>Total Enrollment By Government Management &amp; Class</b>																		
Class	General			SC			ST			OBC			Total			Minority ***		
	Boys	Girls	Total	Boys	Girls	Total	Boys	Girls	Total	Boys	Girls	Total	Boys	Girls	Total	Boys	Girls	Total
**PP	0	0	0	0	0	0	0	0	0	0	0	0	0	0	0	0	0	0
I	532	559	1091	2115	2106	4221	183	175	358	3754	4098	7852	6584	6938	13522	869	951	1820
II	588	727	1315	2386	2353	4739	182	224	406	3909	4401	8310	7065	7705	14770	1156	1248	2404
III	498	692	1190	2191	2330	4521	178	192	370	3352	4248	7600	6219	7462	13681	1013	1201	2214
IV	516	627	1143	1913	2097	4010	139	188	327	2910	3690	6600	5478	6602	12080	790	1003	1793
V	464	634	1098	1851	2020	3871	119	159	278	2783	3544	6327	5217	6357	11574	732	896	1628
Total 1-5	2598	3239	37662	10456	10906	21362	801	938	1739	16708	19981	36689	30563	35064	65627	4560	5299	9859
VI	485	703	1188	1999	2074	4073	146	199	345	2847	3965	6812	5477	6941	12418	683	898	1581
VII	629	817	1446	2261	2387	4648	184	211	395	3183	4415	7598	6257	7830	14087	734	975	1709
VIII	687	879	1566	2516	2708	5224	201	275	476	3554	4794	8348	6958	8656	13896	677	944	1621
Total 6-8	1801	2399	4200	6776	7169	13945	531	685	1216	9584	13174	22758	18692	23427	42119	2094	2817	4911
Total 1-8	4399	5638	10037	17232	18075	35307	1332	1623	2955	26292	33155	59447	49255	58491	107746	6654	8116	14770
IX	801	986	1787	2315	2526	4841	222	290	512	3563	4612	8175	6901	8414	15315	687	634	1321
X	781	965	1746	2151	2426	4577	255	259	514	3272	4132	7404	6459	7782	14241	580	515	1095
Total 9-10	1582	1951	3533	4466	4952	9418	477	549	1026	6835	8744	15579	13360	16196	29556	1267	1149	2416
XI	586	714	1300	1508	1668	3176	179	203	382	3046	3348	6394	5319	5933	11252	480	252	732
XII	624	621	1245	1393	1472	2865	168	163	331	2735	3022	5757	4920	5278	10198	405	264	669
Total 11-12	1210	1335	2545	2901	3140	6041	347	366	713	5781	6370	12151	10239	11211	21450	885	516	1401
Total 9-12	2792	3286	6078	7367	8092	15459	824	915	1739	12616	15114	27730	23599	27407	51006	2152	1665	3817
Total 1-12	7191	8924	16115	24599	26167	50766	2156	2538	4694	38908	48269	87177	72854	85898	158752	8806	9781	18587
GTotal	7191	8924	16115	24599	26167	50766	2156	2538	4694	38908	48269	87177	72854	85898	158752	8806	9781	18587

\* Govt. Management Includes Deptt. of Edu., T&W, Local Body, Sanskrit Edu., KGBV, Shiksha Karmi Management, Madarsa Only

\*\* PP : Pre Primary, \*\*\* Minority Enrollment is Included In ALL Category,

**SCHOOL EDUCATION : DISTRICT REPORT CARD 2017-18**

District Name : Jhunjhunun

District Code : 0805

Class Room/Other Room /Building Status/Facilities (Govt. Management*)													
School Category	Status of Class Rooms						Number of Schools		Building Status				
	Class Rooms	Other Rooms	Sch. Req. Maj. Rep.	Class Req. Maj. Rep.	No. of Sch Req. ACR	No. of ACR Req. in	Library	Computer Room	Own	Rented	Rent Free	No Building	Total
PS Only	1851	448	67	132	0		375	0	483	1	11	0	495
UPS	4619	953	126	326	7	10	546	42	550	0	4	0	554
<b>Total</b>	<b>6470</b>	<b>1401</b>	<b>193</b>	<b>458</b>	<b>7</b>		<b>921</b>	<b>42</b>	<b>1033</b>	<b>1</b>	<b>15</b>	<b>0</b>	<b>1049</b>
Secondary	2102	526	33	93	17	35	215	65	220	0	0	0	220
Sr. Secondary	3305	1176	42	136	62	169	273	144	277	0	0	0	277
<b>G.Total</b>	<b>11877</b>	<b>3103</b>	<b>268</b>	<b>687</b>	<b>86</b>		<b>1409</b>	<b>251</b>	<b>1530</b>	<b>1</b>	<b>15</b>	<b>0</b>	<b>1546</b>

**Number of Schools (Govt. Own Building)**

School Category	Number of Schools Having Facilities (Govt. Own Building)											
	Total Schools	Single Class room	Single Teacher	Separate Toilets for B & G	Single Toilet	No toilets	Functional Toilet	Hand Wash Facility	Drinking Water	Play ground	No Boundry	
PS Only	483	0	25	483	0	0	483	330	480	211	70	
UPS	550	0	3	550	0	0	550	374	550	304	15	
<b>Total</b>	<b>1033</b>	<b>0</b>	<b>28</b>	<b>1033</b>	<b>0</b>	<b>0</b>	<b>1033</b>	<b>704</b>	<b>1030</b>	<b>515</b>	<b>85</b>	
Secondary	220	4	0	220	0	0	220	164	220	160	5	
Sr. Secondary	277	2	0	277	0	0	277	198	277	231	4	
<b>G.Total</b>	<b>1530</b>	<b>6</b>	<b>28</b>	<b>1530</b>	<b>0</b>	<b>0</b>	<b>1530</b>	<b>1066</b>	<b>1527</b>	<b>906</b>	<b>94</b>	

**Number of Schools (Govt. Own Building)**

School Category	Number of Schools Having Facilities (Govt. Own Building)											
	HM Room Req.**	Electricity	Ramps	B.Wall/ Fencing	Staff room for Teacher	Art & Craft Room	Approach Road To School	Arts Streams School	Science Streams School	Commerce Streams School	Vocational Streams School	
PS Only	1	381	322	413	4	0	358	0	0	0	0	
UPS	0	531	418	535	26	0	458	0	0	0	0	
<b>Total</b>	<b>1</b>	<b>912</b>	<b>740</b>	<b>948</b>	<b>30</b>	<b>0</b>	<b>816</b>	<b>0</b>	<b>0</b>	<b>0</b>	<b>0</b>	
Secondary	76	219	148	215	80	11	189	0	0	0	1	
Sr. Secondary	87	277	202	273	169	94	254	265	66	37	22	
<b>G.Total</b>	<b>164</b>	<b>1408</b>	<b>1090</b>	<b>1436</b>	<b>279</b>	<b>105</b>	<b>1259</b>	<b>265</b>	<b>66</b>	<b>37</b>	<b>23</b>	

**Enrollment (Agewise)**

**Indicators (%)**

**Number of Schools (Govt.)**

Age Group	Boys	Girls	Total	School Category	PTR (Govt) ***	SCR (Govt) ***	Gender Gap				PTR> 30/35	SCR> 30/35	PTR> 100	SCR> 100
							SC	ST	All	Min.				
Below 6	19650	17095	36745											
6 to 11	105922	88451	194373	PS Only	17	7	6.29	9.23	9.26	6.21	140	2	0	0
11 to 14	50303	40815	91118	UPS	8	10	7.01	7.46	10.10	9.21	3	5	0	0
6 to 14	156225	129266	285491	Elementary	14	10	6.55	8.57	9.57	7.22	143	7	0	0
14 to 16	47176	45454	92630	Secondary	8	28	7.27	13.43	13.49	22.85	0	48	0	0
16 to 18	22669	22263	44932	Sr. Secondary	15	44	6.77	13.75	14.54	36.77	0	112	0	16

\* Govt. Management Includes Deptt. of Education, Local Body, Sanskrit Education and Shiksha Karmi Management Only.

\*\* Remaining Schools Either having HM Room or not required HM Room as per RTE Norms.

\*\*\* PTR and SCR calculated only for Govt Own Management Schools.

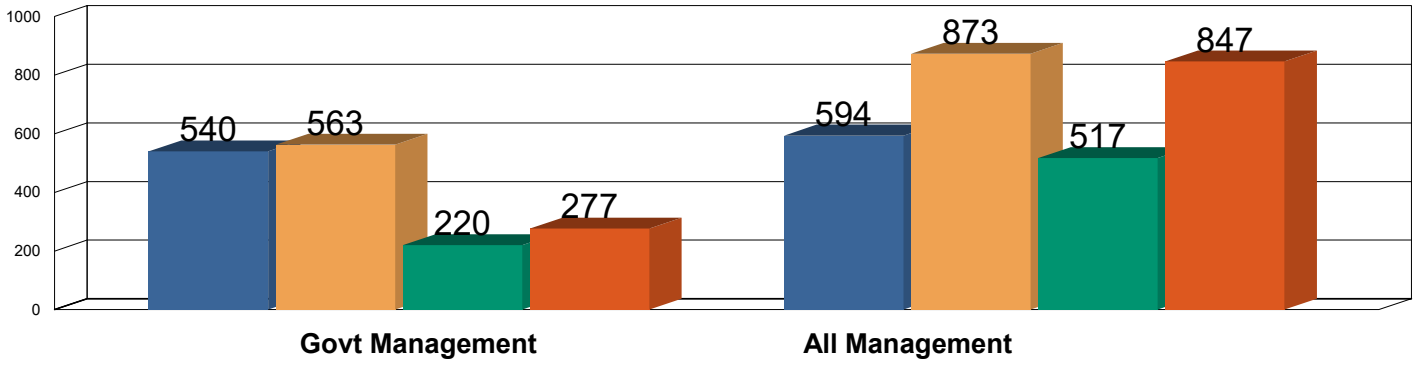
**SCHOOL EDUCATION : DISTRICT REPORT CARD 2017-18**

District Name : **JHUNJHUNU**

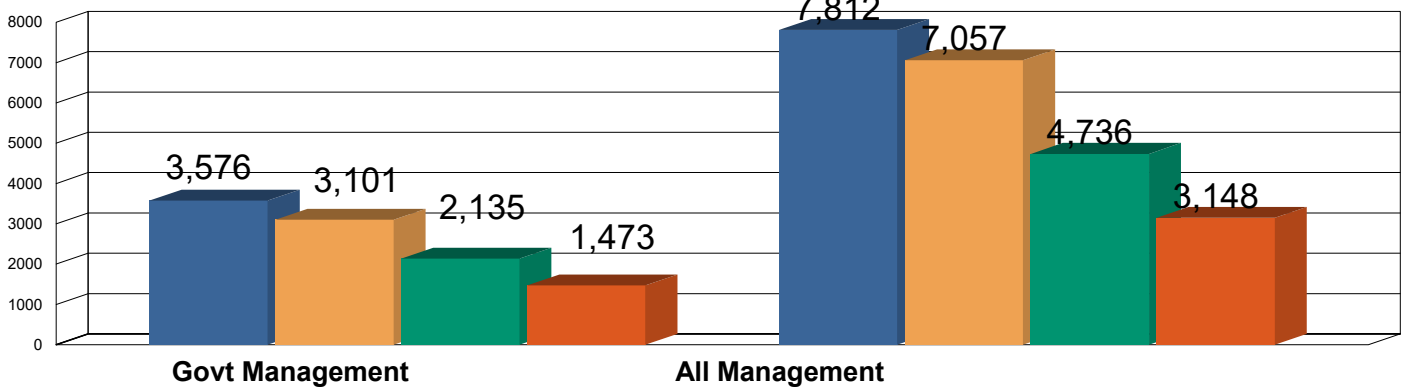
District Code : **0805**

PS
  UPS
  SEC.
  SR. SEC

**No. of Schools**

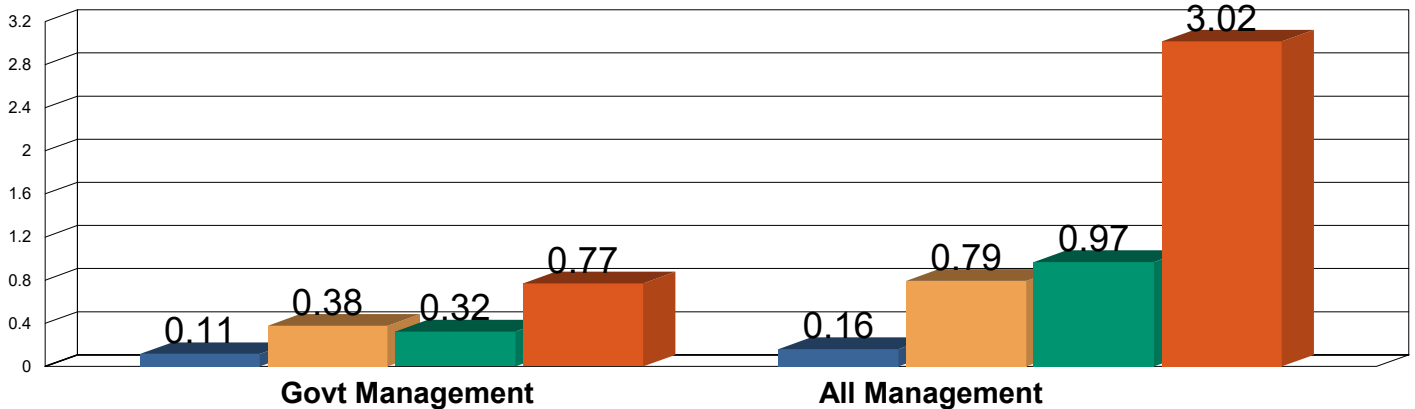


**No. of Teachers**



(Fig. in Lakh)

**Enrollment**





**SCHOOL EDUCATION : DISTRICT REPORT CARD 2017-18**

**District Name : JODHPUR**

**District Code : 0815**

Blocks	17	PEEO/ CRC	535	Total Schools	5705	Total Teachers	39203	Total Enrollment	987342			
<b>Details of school</b>												
<b>Total Number of Schools</b>							<b>No. of Schools by School Type (Govt)</b>					
School Category	Government			Private			Boys	Girls	Co-Ed	Total		
	Urban	Rural	Total	Urban	Rural	Total						
PS	80	2002	<b>2082</b>	86	132	<b>218</b>	0	8	2074	<b>2082</b>		
UPS	110	824	<b>934</b>	405	737	<b>1142</b>	0	25	909	<b>934</b>		
Secondary	30	159	<b>189</b>	169	197	<b>366</b>	0	9	180	<b>189</b>		
Sr. Secondar	49	366	<b>415</b>	198	161	<b>359</b>	0	19	396	<b>415</b>		
<b>Total</b>	<b>269</b>	<b>3351</b>	<b>3620</b>	<b>858</b>	<b>1227</b>	<b>2085</b>	<b>0</b>	<b>61</b>	<b>3559</b>	<b>3620</b>		
<b>Number of Schools By School Category &amp; Management</b>												
School Category	Dept of Edu.	Tribal	Social Welfare	Local Body	Sans. Edu.	SKS	KGBV	Madarsa	Total State Govt School	Ctr. Govt	Private	Grand Total
Primary only with grades 1 to 5	52	0	0	1747	14	171	0	98	<b>2082</b>	0	218	<b>2300</b>
Upper Primary with grades 1 to 8	865	0	0	0	30	0	0	29	<b>924</b>	0	1139	<b>2063</b>
Secondary with grades 1 to 10	177	0	0	0	10	0	0	0	<b>187</b>	0	353	<b>540</b>
Higher Secondary with grades 1 to 12	373	0	0	0	4	0	0	0	<b>377</b>	6	315	<b>698</b>
Upper Primary only with grades 6 to 8	0	1	0	0	0	0	9	0	<b>10</b>	0	3	<b>13</b>
Secondary with grades 6 to 10	2	0	0	0	0	0	0	0	<b>2</b>	0	13	<b>15</b>
Higher Secondary with grades 6 to 12	22	1	0	0	1	0	0	0	<b>24</b>	1	22	<b>47</b>
Higher Secondary with grades 9 to 12	14	0	0	0	0	0	0	0	<b>14</b>	0	15	<b>29</b>
<b>Grand Total</b>	<b>1505</b>	<b>2</b>	<b>0</b>	<b>1747</b>	<b>59</b>	<b>171</b>	<b>9</b>	<b>127</b>	<b>3620</b>	<b>7</b>	<b>2078</b>	<b>5705</b>
<b>Total Number of Teachers</b>												
Classes Taught	Government (State)			Private			Gender Distribution of Teachers (Govt)					
	Male	Female	Total	Male	Female	Total	School Category	Male	Female	Total		
Primary	5345	2620	<b>7965</b>	4781	5237	<b>10018</b>	PS	2935	1148	<b>4083</b>		
Upper Primary	2815	1450	<b>4265</b>	4359	3110	<b>7469</b>	UPS	3127	1756	<b>4883</b>		
Secondary	1844	778	<b>2622</b>	2053	1137	<b>3190</b>	Secondary	1222	661	<b>1883</b>		
Sr. Secondar	1218	547	<b>1765</b>	1274	635	<b>1909</b>	Sr. Secondary	3938	1830	<b>5768</b>		
<b>Total</b>	<b>11222</b>	<b>5395</b>	<b>16617</b>	<b>12467</b>	<b>10119</b>	<b>22586</b>	<b>Total</b>	<b>11222</b>	<b>5395</b>	<b>16617</b>		
<b>Enrollment</b>												
Enrollment of SC/ST (ALL Mgt)	Primary (1-5)	Upper Pri.(6-8)	Sec./Sr. Sec.(9-12)	Total Enrollment School Category Wise***								
% SC Enrollment	20.43	18.04	15.66	School Cat.	Govt.	Pvt.	Urban Govt.	Rural Govt.				
% SC girls to SC Enrollment	46.22	43.07	36.92	PS Only	81027	16611	4585	76442				
% ST Enrollment	4.53	2.69	1.76	UPS	110333	182155	17568	92765				
% ST girls to ST Enrollment	43.18	35.20	29.30	Secondary	46306	103593	6989	39317				
% Minority Enrollment	10.55	7.55	4.93	Sr. Secondary	153859	218631	19950	133909				
% Min. girls to Min. Enrollment	44.92	42.76	39.63	<b>G.Total</b>	<b>391525</b>	<b>520990</b>	<b>49092</b>	<b>342433</b>				

\* Govt. Management Includes Deptt. of Edu., T&W, Local Body, Sanskrit Edu., KGBV, Shiksha Karmi Management, Madarsa Only

\*\* PP : Pre Primary, \*\*\* This does not include Pre-Primary Enrollment

**SCHOOL EDUCATION : DISTRICT REPORT CARD 2017-18**

District Name : Jodhpur

District Code : 0815

Total Enrollment By All (Govt.* + Pvt.) Management & Class																		
Class	General			SC			ST			OBC			Total			Minority ***		
	Boys	Girls	Total	Boys	Girls	Total	Boys	Girls	Total	Boys	Girls	Total	Boys	Girls	Total	Boys	Girls	Total
<b>**PP</b>	12326	9801	22127	6234	5141	11375	1110	856	1966	22142	17217	39359	41812	33015	74827	5906	4841	10747
<b>I</b>	11456	9643	21099	11115	9912	21027	2664	2301	4965	28263	24980	53243	53498	46836	100334	5743	4610	10353
<b>II</b>	11216	9720	20936	11687	10172	21859	2928	2325	5253	28944	25422	54366	54775	47639	102414	6481	5347	11828
<b>III</b>	11119	9847	20966	11296	9956	21252	2808	2179	4987	28901	25694	54595	54124	47676	101800	5774	4948	10722
<b>IV</b>	10734	8934	19668	9710	8047	17757	2193	1480	3673	26460	22813	49273	49097	41274	90371	5228	4130	9358
<b>V</b>	10102	8392	18494	8857	7173	16030	1738	1084	2822	25513	21527	47040	46210	38176	84386	4617	3676	8293
<b>Total 1-5</b>	54627	46536	101163	52665	45260	97925	12331	9369	21700	138081	120436	258517	257704	221601	479305	27843	22711	50554
<b>VI</b>	10023	8232	18255	8149	6341	14490	1500	852	2352	24103	19929	44032	43775	35354	79129	3453	2734	6187
<b>VII</b>	9444	7757	17201	7725	5928	13653	1368	723	2091	23674	19243	42917	42211	33651	75862	3335	2443	5778
<b>VIII</b>	9794	7588	17382	7540	5447	12987	1103	582	1685	22803	18143	40946	41240	31760	73000	3059	2179	5238
<b>Total 6-8</b>	29261	52838	52838	23414	17716	41130	3971	2157	6128	70580	57315	127895	127226	100765	227991	9847	7356	17203
<b>Total 1-8</b>	83888	70113	154001	76079	62976	139055	16302	11526	27828	208661	177751	386412	384930	322366	707296	37690	30067	67757
<b>IX</b>	9103	6423	15526	6642	4351	10993	910	365	1275	20669	14680	35349	37324	25819	63143	2061	1420	3481
<b>X</b>	8960	5956	14916	5636	3488	9124	667	317	984	19591	12900	32491	34854	22661	57515	1828	1142	2970
<b>Total 9-10</b>	18063	12379	30442	12278	7839	20117	1577	682	2259	40260	27580	67840	72178	48480	120658	3889	2562	6451
<b>XI</b>	7282	4922	12204	4206	2201	6407	518	215	733	15184	9248	24432	27190	16586	43776	1212	787	1999
<b>XII</b>	6998	4651	11649	3789	1826	5615	465	164	629	14750	8142	22892	26002	14783	40785	1012	664	1676
<b>Total 11-12</b>	14280	9573	23853	7995	4027	12022	983	379	1362	29934	17390	47324	53192	31369	84561	2224	1451	3675
<b>Total 9-12</b>	32343	21952	54295	20273	11866	32139	2560	1061	3621	70194	44970	115164	125370	79849	205219	6113	4013	10126
<b>Total 1-12</b>	116231	92065	208296	96352	74842	171194	18862	12587	31449	278855	222721	501576	510300	402215	912515	43803	34080	77883
<b>GTotal</b>	128557	101866	230423	102586	79983	182569	19972	13443	33415	300997	239938	540935	552112	435230	987342	49709	38921	88630

Total Enrollment By Government Management & Class																		
Class	General			SC			ST			OBC			Total			Minority ***		
	Boys	Girls	Total	Boys	Girls	Total	Boys	Girls	Total	Boys	Girls	Total	Boys	Girls	Total	Boys	Girls	Total
<b>**pp</b>	245	290	535	1	2	3	2	1	3	929	749	1678	1177	1042	2219	1079	923	2002
<b>I</b>	2952	3171	6123	6052	6146	12198	1702	1629	3331	10502	11641	22143	21208	22587	43795	2885	2610	5495
<b>II</b>	3143	3690	6833	6421	6402	12823	1935	1707	3642	11417	12645	24062	22916	24444	47360	3683	3354	7037
<b>III</b>	2783	3644	6427	6545	6800	13345	1940	1700	3640	10390	12214	22604	21658	24358	46016	3215	3109	6324
<b>IV</b>	2456	3136	5592	5261	5134	10395	1431	1065	2496	8757	10479	19236	17905	19814	37719	2827	2460	5287
<b>V</b>	2090	2878	4968	4666	4505	9171	1058	748	1806	7946	9734	17680	15760	17865	33625	2291	2085	4376
<b>Total 1-5</b>	13424	16519	122492	28945	28987	57932	8066	6849	14915	49012	56713	105725	99447	109068	208515	14901	13618	28519
<b>VI</b>	2293	2842	5135	4455	4149	8604	909	552	1461	7324	8771	16095	14981	16314	31295	1455	1128	2583
<b>VII</b>	2297	2774	5071	4643	4079	8722	858	496	1354	7952	9143	17095	15750	16492	32242	1590	1072	2662
<b>VIII</b>	2450	2752	5202	4680	3746	8426	705	376	1081	8049	9054	17103	15884	15928	38471	1421	937	2358
<b>Total 6-8</b>	7040	8368	15408	13778	11974	25752	2472	1424	3896	23325	26968	50293	46615	48734	95349	4466	3137	7603
<b>Total 1-8</b>	20464	24887	45351	42723	40961	83684	10538	8273	18811	72337	83681	156018	146062	157802	303864	19367	16755	36122
<b>IX</b>	2868	2589	5457	4455	3175	7630	569	214	783	8528	8155	16683	16420	14133	30553	842	577	1419
<b>X</b>	2216	2021	4237	3324	2299	5623	350	152	502	6946	6498	13444	12836	10970	23806	679	443	1122
<b>Total 9-10</b>	5084	4610	9694	7779	5474	13253	919	366	1285	15474	14653	30127	29256	25103	54359	1521	1020	2541
<b>XI</b>	2128	1558	3686	2670	1420	4090	238	84	322	6157	4561	10718	11193	7623	18816	397	280	677
<b>XII</b>	1532	1201	2733	2100	1031	3131	190	59	249	4865	3508	8373	8687	5799	14486	326	215	541
<b>Total 11-12</b>	3660	2759	6419	4770	2451	7221	428	143	571	11022	8069	19091	19880	13422	33302	723	495	1218
<b>Total 9-12</b>	8744	7369	16113	12549	7925	20474	1347	509	1856	26496	22722	49218	49136	38525	87661	2244	1515	3759
<b>Total 1-12</b>	29208	32256	61464	55272	48886	104158	11885	8782	20667	98833	106403	205236	195198	196327	391525	21611	18270	39881
<b>GTotal</b>	29453	32546	61999	55273	48888	104161	11887	8783	20670	99762	107152	206914	196375	197369	393744	22690	19193	41883

\* Govt. Management Includes Deptt. of Edu., T&W, Local Body, Sanskrit Edu., KGBV, Shiksha Karmi Management, Madarsa Only

\*\* PP : Pre Primary, \*\*\* Minority Enrollment is Included In ALL Category,

**SCHOOL EDUCATION : DISTRICT REPORT CARD 2017-18**

District Name : Jodhpur

District Code : 0815

Class Room/Other Room /Building Status/Facilities (Govt. Management*)													
School Category	Status of Class Rooms						Number of Schools		Building Status				
	Class Rooms	Other Rooms	Sch. Req. Maj. Rep.	Class Req. Maj. Rep.	No. of Sch Req. ACR	No. of ACR Req. in	Library	Computer Room	Own	Rented	Rent Free	No Building	Total
PS Only	6941	1337	418	693	50	60	1168	0	1916	4	24	40	1984
UPS	7153	1570	252	531	59	99	850	59	878	7	9	1	895
<b>Total</b>	<b>14094</b>	<b>2907</b>	<b>670</b>	<b>1224</b>	<b>109</b>	<b>159</b>	<b>2018</b>	<b>59</b>	<b>2794</b>	<b>11</b>	<b>33</b>	<b>41</b>	<b>2879</b>
Secondary	1702	434	37	94	45	144	179	39	187	1	1	0	189
Sr. Secondary	4183	1520	78	198	120	588	392	165	411	2	1	0	414
<b>G.Total</b>	<b>19979</b>	<b>4861</b>	<b>785</b>	<b>1516</b>	<b>274</b>	<b>891</b>	<b>2589</b>	<b>263</b>	<b>3392</b>	<b>14</b>	<b>35</b>	<b>41</b>	<b>3482</b>

**Number of Schools (Govt. Own Building)**

School Category	Number of Schools Having Facilities (Govt. Own Building)											
	Total Schools	Single Class room	Single Teacher	Separate Toilets for B & G	Single Toilet	No toilets	Functional Toilet	Hand Wash Facility	Drinking Water	Play ground	No Boundry	
PS Only	1916	17	362	1916	0	0	1912	948	1818	772	412	
UPS	878	0	23	878	0	0	876	536	855	423	18	
<b>Total</b>	<b>2794</b>	<b>17</b>	<b>385</b>	<b>2794</b>	<b>0</b>	<b>0</b>	<b>2788</b>	<b>1484</b>	<b>2673</b>	<b>1195</b>	<b>430</b>	
Secondary	187	1	2	187	0	0	187	115	184	109	3	
Sr. Secondary	411	9	0	411	0	0	411	245	407	291	6	
<b>G.Total</b>	<b>3392</b>	<b>27</b>	<b>387</b>	<b>3392</b>	<b>0</b>	<b>0</b>	<b>3386</b>	<b>1844</b>	<b>3264</b>	<b>1595</b>	<b>439</b>	

**Number of Schools (Govt. Own Building)**

School Category	Number of Schools Having Facilities (Govt. Own Building)											
	HM Room Req.**	Electricity	Ramps	B.Wall/ Fencing	Staff room for Teacher	Art & Craft Room	Approach Road To School	Arts Streams School	Science Streams School	Commerce Streams School	Vocational Streams School	
PS Only	1	111	1266	1504	38	0	1112	0	0	0	0	
UPS	5	668	712	860	60	0	702	0	0	0	0	
<b>Total</b>	<b>6</b>	<b>779</b>	<b>1978</b>	<b>2364</b>	<b>98</b>	<b>0</b>	<b>1814</b>	<b>0</b>	<b>0</b>	<b>0</b>	<b>0</b>	
Secondary	60	187	157	184	50	49	171	0	0	0	2	
Sr. Secondary	147	410	348	405	173	152	385	364	96	43	51	
<b>G.Total</b>	<b>213</b>	<b>1376</b>	<b>2483</b>	<b>2953</b>	<b>321</b>	<b>201</b>	<b>2370</b>	<b>364</b>	<b>96</b>	<b>43</b>	<b>53</b>	

**Enrollment (Agewise)**

**Indicators (%)**

**Number of Schools (Govt.)**

Age Group	Boys	Girls	Total	School Category	PTR (Govt) ***	SCR (Govt) ***	Gender Gap				PTR> 30/35	SCR> 30/35	PTR> 100	SCR> 100	
							SC	ST	All	Min.					
Below 6	31606	26879	58485												
6 to 11	221858	190565	412423	PS Only	25	14	7.56	13.65	7.53	10.15	887	134	31	0	
11 to 14	110201	89281	199482	UPS	15	26	13.85	29.60	11.61	14.48	42	235	2	7	
6 to 14	332059	279846	611905	Elementary	23	19	9.42	17.16	8.85	11.25	929	369	33	7	
14 to 16	68900	64523	133423	Secondary	13	39	22.07	39.62	19.64	20.57	5	72	1	9	
16 to 18	39458	38353	77811	Sr. Secondary	19	42	33.01	44.35	25.81	21.03	32	150	4	22	

\* Govt. Management Includes Deptt. of Education, Local Body, Sanskrit Education and Shiksha Karmi Management Only.

\*\* Remaining Schools Either having HM Room or not required HM Room as per RTE Norms.

\*\*\* PTR and SCR calculated only for Govt Own Management Schools.

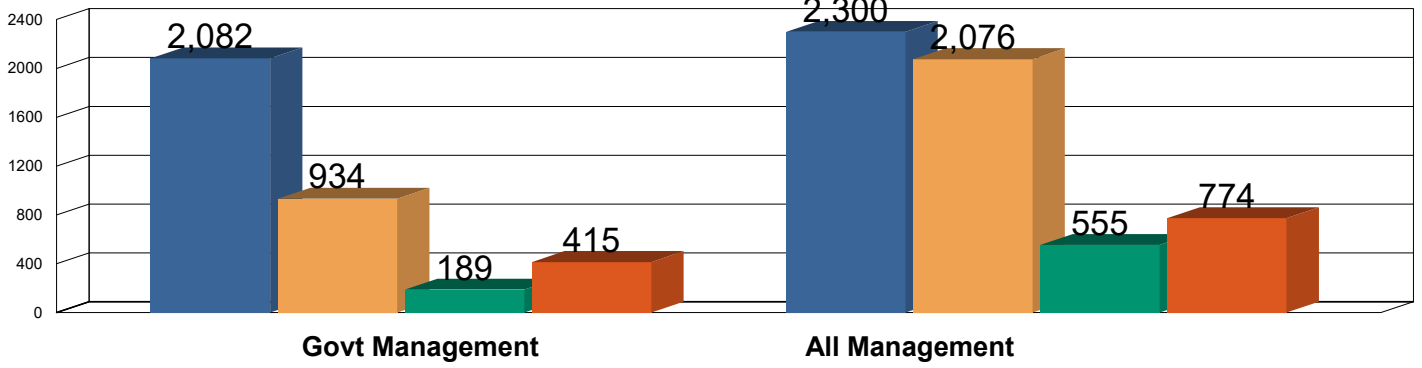
**SCHOOL EDUCATION : DISTRICT REPORT CARD 2017-18**

District Name : JODHPUR

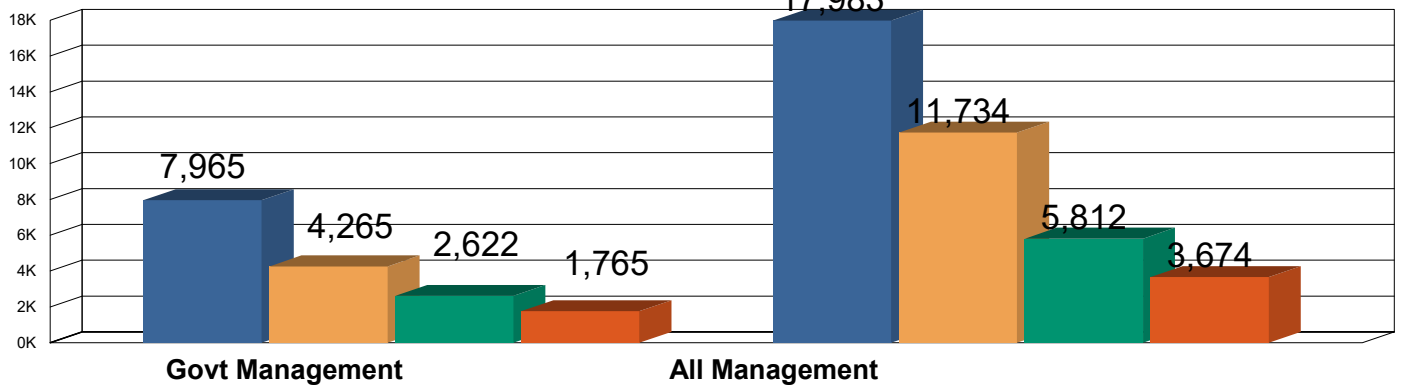
District Code : 0815

■ PS     
 ■ UPS     
 ■ SEC.     
 ■ SR. SEC

**No. of Schools**

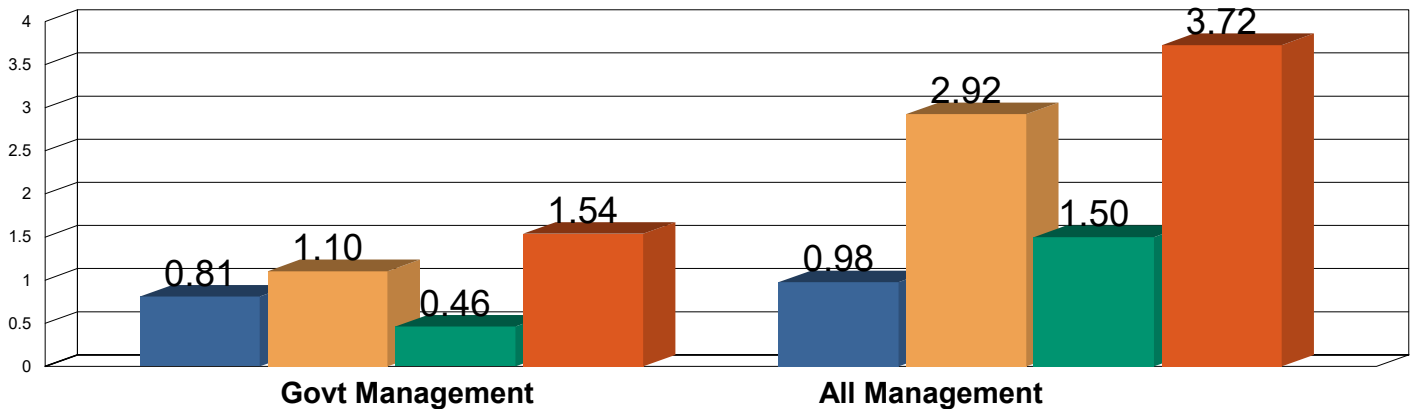


**No. of Teachers**



(Fig. in Lakh)

**Enrollment**



**SCHOOL EDUCATION : DISTRICT REPORT CARD 2017-18**

**District Name : KARALI**

**District Code : 0809**

Blocks	6	PEEO/ CRC	238	Total Schools	2200	Total Teachers	12726	Total Enrollment	373061			
<b>Details of school</b>												
Total Number of Schools							No. of Schools by School Type (Govt)					
School Category	Government			Private			Boys	Girls	Co-Ed	Total		
	Urban	Rural	Total	Urban	Rural	Total						
PS	61	668	729	14	41	55	0	0	729	729		
UPS	24	374	398	74	264	338	0	5	393	398		
Secondary	5	88	93	65	144	209	0	1	92	93		
Sr. Secondar	11	205	216	53	109	162	0	3	213	216		
<b>Total</b>	<b>101</b>	<b>1335</b>	<b>1436</b>	<b>206</b>	<b>558</b>	<b>764</b>	<b>0</b>	<b>9</b>	<b>1427</b>	<b>1436</b>		
<b>Number of Schools By School Category &amp; Management</b>												
School Category	Dept of Edu.	Tribal	Social Welfare	Local Body	Sans. Edu.	SKS	KGBV	Madarsa	Total State Govt School	Ctr. Govt	Private	Grand Total
Primary only with grades 1 to 5	28	0	0	623	6	30	0	42	729	0	55	784
Upper Primary with grades 1 to 8	281	0	0	94	18	0	0	2	395	0	338	733
Secondary with grades 1 to 10	86	0	0	0	2	0	0	0	88	0	209	297
Higher Secondary with grades 1 to 12	207	0	0	0	1	0	0	0	208	1	156	365
Upper Primary only with grades 6 to 8	1	0	0	0	0	0	2	0	3	0	0	3
Secondary with grades 6 to 10	3	0	1	0	1	0	0	0	5	0	0	5
Higher Secondary with grades 6 to 12	8	0	0	0	0	0	0	0	8	1	3	12
Higher Secondary with grades 9 to 12	0	0	0	0	0	0	0	0	0	0	1	1
<b>Grand Total</b>	<b>614</b>	<b>0</b>	<b>1</b>	<b>717</b>	<b>28</b>	<b>30</b>	<b>2</b>	<b>44</b>	<b>1436</b>	<b>2</b>	<b>762</b>	<b>2200</b>
<b>Total Number of Teachers</b>												
Classes Taught	Government (State)			Private			Gender Distribution of Teachers (Govt)					
	Male	Female	Total	Male	Female	Total	School Category	Male	Female	Total		
Primary	2631	725	3356	1824	441	2265	PS	1125	344	1469		
Upper Primary	1638	395	2033	1502	373	1875	UPS	1676	496	2172		
Secondary	923	222	1145	823	154	977	Secondary	699	138	837		
Sr. Secondar	633	130	763	270	42	312	Sr. Secondary	2325	494	2819		
<b>Total</b>	<b>5825</b>	<b>1472</b>	<b>7297</b>	<b>4419</b>	<b>1010</b>	<b>5429</b>	<b>Total</b>	<b>5825</b>	<b>1472</b>	<b>7297</b>		
<b>Enrollment</b>												
Enrollment of SC/ST (ALL Mgt)	Primary (1-5)	Upper Pri.(6-8)	Sec./Sr. Sec.(9-12)	Total Enrollment School Category Wise***								
% SC Enrollment	30.06	27.54	24.63	School Cat.	Govt.	Pvt.	Urban Govt.	Rural Govt.				
% SC girls to SC Enrollment	47.13	45.49	40.39	PS Only	28248	4833	2839	25409				
% ST Enrollment	19.48	22.32	25.60	UPS	45109	54121	3026	42083				
% ST girls to ST Enrollment	47.74	47.62	48.05	Secondary	20146	58162	1387	18759				
% Minority Enrollment	6.31	4.83	3.37	Sr. Secondary	78313	76219	6101	72212				
% Min. girls to Min. Enrollment	46.40	46.34	41.39	<b>G.Total</b>	<b>171816</b>	<b>193335</b>	<b>13353</b>	<b>158463</b>				

\* Govt. Management Includes Deptt. of Edu., T&W,Local Body, Sanskrit Edu., KGBV,Shiksha Karmi Management, Madarsa Only

\*\* PP : Pre Primary, \*\*\* This does not include Pre-Primary Enrollment

**SCHOOL EDUCATION : DISTRICT REPORT CARD 2017-18**

District Name : Karauli

District Code : 0809

Total Enrollment By All (Govt.* + Pvt.) Management & Class																		
Class	General			SC			ST			OBC			Total			Minority ***		
	Boys	Girls	Total	Boys	Girls	Total	Boys	Girls	Total	Boys	Girls	Total	Boys	Girls	Total	Boys	Girls	Total
**PP	856	641	1497	1050	715	1765	1194	772	1966	1613	1069	2682	4713	3197	7910	265	160	425
I	2476	2031	4507	6635	5926	12561	4064	3498	7562	9118	7845	16963	22293	19300	41593	1440	1111	2551
II	2238	1778	4016	6609	5781	12390	4010	3743	7753	8049	7194	15243	20906	18496	39402	1371	1208	2579
III	2328	2046	4374	6572	5941	12513	3937	3912	7849	8519	7890	16409	21356	19789	41145	1370	1237	2607
IV	1991	1778	3769	5432	4872	10304	3617	3331	6948	7221	6701	13922	18261	16682	34943	1199	1076	2275
V	1896	1692	3588	4885	4338	9223	3673	3149	6822	6899	6000	12899	17353	15179	32532	1036	923	1959
Total 1-5	10929	9325	20254	30133	26858	56991	19301	17633	36934	39806	35630	75436	100169	89446	189615	6416	5555	11971
VI	1856	1536	3392	4701	3979	8680	3474	3075	6549	6443	5518	11961	16474	14108	30582	796	677	1473
VII	1823	1629	3452	4282	3510	7792	3284	2994	6278	5848	4931	10779	15237	13064	28301	771	691	1462
VIII	1826	1680	3506	4201	3513	7714	3509	3265	6774	6015	4915	10930	15551	13373	28924	708	597	1305
Total 6-8	5505	10350	10350	13184	11002	24186	10267	9334	19601	18306	15364	33670	47262	40545	87807	2275	1965	4240
Total 6-8	16434	14170	30604	43317	37860	81177	29568	26967	56535	58112	50994	109106	147431	129991	277422	8691	7520	16211
IX	1912	1629	3541	4015	3519	7534	3189	3017	6206	5233	4354	9587	14349	12519	26868	602	436	1038
X	1847	1539	3386	3711	2462	6173	3336	3112	6448	5212	3756	8968	14106	10869	24975	488	384	872
Total 9-10	3759	3168	6927	7726	5981	13707	6525	6129	12654	10445	8110	18555	28455	23388	51843	1090	820	1910
XI	1479	1308	2787	2747	1494	4241	2496	2362	4858	3836	2525	6361	10558	7689	18247	336	230	566
XII	1710	1314	3024	2410	1254	3664	2646	2302	4948	3772	2231	6003	10538	7101	17639	309	175	484
Total 11-12	3189	2622	5811	5157	2748	7905	5142	4664	9806	7608	4756	12364	21096	14790	35886	645	405	1050
Total 9-12	6948	5790	12738	12883	8729	21612	11667	10793	22460	18053	12866	30919	49551	38178	87729	1735	1225	2960
Total 1-12	23382	19960	43342	56200	46589	102789	41235	37760	78995	76165	63860	140025	196982	168169	365151	10426	8745	19171
GTotal	24238	20601	44839	57250	47304	104554	42429	38532	80961	77778	64929	142707	201695	171366	373061	10691	8905	19596

Total Enrollment By Government Management & Class																		
Class	General			SC			ST			OBC			Total			Minority ***		
	Boys	Girls	Total	Boys	Girls	Total	Boys	Girls	Total	Boys	Girls	Total	Boys	Girls	Total	Boys	Girls	Total
**pp	0	0	0	0	0	0	0	0	0	0	0	0	0	0	0	0	0	0
I	502	585	1087	3476	3747	7223	1434	1731	3165	3293	3908	7201	8705	9971	18676	513	527	1040
II	564	655	1219	3354	3613	6967	1516	1982	3498	3289	4060	7349	8723	10310	19033	628	677	1305
III	532	678	1210	3661	4021	7682	1461	2172	3633	3255	4316	7571	8909	11187	20096	606	690	1296
IV	415	579	994	2811	3215	6026	1189	1786	2975	2576	3551	6127	6991	9131	16122	490	567	1057
V	357	516	873	2478	2945	5423	1171	1634	2805	2236	3156	5392	6242	8251	14493	382	488	870
Total 1-5	2370	3013	51220	15780	17541	33321	6771	9305	16076	14649	18991	33640	39570	48850	88420	2619	2949	5568
VI	344	474	818	2503	2709	5212	1073	1697	2770	2161	3030	5191	6081	7910	13991	232	311	543
VII	374	601	975	2451	2636	5087	1118	1737	2855	2086	2817	4903	6029	7791	13820	255	353	608
VIII	432	572	1004	2542	2660	5202	1271	2010	3281	2231	2932	5163	6476	8174	16447	261	312	573
Total 6-8	1150	1647	2797	7496	8005	15501	3462	5444	8906	6478	8779	15257	18586	23875	42461	748	976	1724
Total 1-8	3520	4660	8180	23276	25546	48822	10233	14749	24982	21127	27770	48897	58156	72725	130881	3367	3925	7292
IX	483	683	1166	2612	2841	5453	1206	1969	3175	2089	2673	4762	6390	8166	14556	207	252	459
X	408	567	975	1941	1648	3589	932	1714	2646	1565	1933	3498	4846	5862	10708	151	187	338
Total 9-10	891	1250	2141	4553	4489	9042	2138	3683	5821	3654	4606	8260	11236	14028	25264	358	439	797
XI	379	466	845	1728	987	2715	1007	1163	2170	1676	1229	2905	4790	3845	8635	89	112	201
XII	376	422	798	1400	681	2081	821	1024	1845	1358	954	2312	3955	3081	7036	82	67	149
Total 11-12	755	888	1643	3128	1668	4796	1828	2187	4015	3034	2183	5217	8745	6926	15671	171	179	350
Total 9-12	1646	2138	3784	7681	6157	13838	3966	5870	9836	6688	6789	13477	19981	20954	40935	529	618	1147
Total 1-12	5166	6798	11964	30957	31703	62660	14199	20619	34818	27815	34559	62374	78137	93679	171816	3896	4543	8439
GTotal	5166	6798	11964	30957	31703	62660	14199	20619	34818	27815	34559	62374	78137	93679	171816	3896	4543	8439

\* Govt. Management Includes Deptt. of Edu., T&W, Local Body, Sanskrit Edu., KGBV, Shiksha Karmi Management, Madarsa Only

\*\* PP : Pre Primary, \*\*\* Minority Enrollment is Included In ALL Category,

**SCHOOL EDUCATION : DISTRICT REPORT CARD 2017-18**

District Name : Karauli

District Code : 0809

Class Room/Other Room /Building Status/Facilities (Govt. Management*)													
School Category	Status of Class Rooms						Number of Schools		Building Status				
	Class Rooms	Other Rooms	Sch. Req. Maj. Rep.	Class Req. Maj. Rep.	No. of Sch Req. ACR	No. of ACR Req. in	Library	Computer Room	Own	Rented	Rent Free	No Building	Total
PS Only	2862	719	208	366	12	17	443	0	667	0	20	0	687
UPS	3213	823	144	315	35	75	369	36	393	0	1	0	394
<b>Total</b>	<b>6075</b>	<b>1542</b>	<b>352</b>	<b>681</b>	<b>47</b>	<b>92</b>	<b>812</b>	<b>36</b>	<b>1060</b>	<b>0</b>	<b>21</b>	<b>0</b>	<b>1081</b>
Secondary	836	224	29	58	23	67	84	8	92	0	0	0	92
Sr. Secondary	2678	843	54	132	57	241	198	58	216	0	0	0	216
<b>G.Total</b>	<b>9589</b>	<b>2609</b>	<b>435</b>	<b>871</b>	<b>127</b>	<b>400</b>	<b>1094</b>	<b>102</b>	<b>1368</b>	<b>0</b>	<b>21</b>	<b>0</b>	<b>1389</b>

**Number of Schools (Govt. Own Building)**

School Category	Number of Schools Having Facilities (Govt. Own Building)											
	Total Schools	Single Class room	Single Teacher	Separate Toilets for B & G	Single Toilet	No toilets	Functional Toilet	Hand Wash Facility	Drinking Water	Play ground	No Boundry	
PS Only	667	14	104	667	0	0	667	221	345	198	220	
UPS	393	0	2	393	0	0	393	168	255	150	53	
<b>Total</b>	<b>1060</b>	<b>14</b>	<b>106</b>	<b>1060</b>	<b>0</b>	<b>0</b>	<b>1060</b>	<b>389</b>	<b>600</b>	<b>348</b>	<b>273</b>	
Secondary	92	3	0	92	0	0	92	37	54	35	11	
Sr. Secondary	216	5	0	216	0	0	216	111	168	108	18	
<b>G.Total</b>	<b>1368</b>	<b>22</b>	<b>106</b>	<b>1368</b>	<b>0</b>	<b>0</b>	<b>1368</b>	<b>537</b>	<b>822</b>	<b>491</b>	<b>302</b>	

**Number of Schools (Govt. Own Building)**

School Category	Number of Schools Having Facilities (Govt. Own Building)											
	HM Room Req.**	Electricity	Ramps	B.Wall/ Fencing	Staff room for Teacher	Art & Craft Room	Approach Road To School	Arts Streams School	Science Streams School	Commerce Streams School	Vocational Streams School	
PS Only	2	42	340	447	4	0	362	0	0	0	0	
UPS	0	166	239	340	3	1	310	0	0	0	0	
<b>Total</b>	<b>2</b>	<b>208</b>	<b>579</b>	<b>787</b>	<b>7</b>	<b>1</b>	<b>672</b>	<b>0</b>	<b>0</b>	<b>0</b>	<b>0</b>	
Secondary	30	85	46	81	12	4	77	0	0	0	1	
Sr. Secondary	88	204	125	198	54	75	196	190	46	12	23	
<b>G.Total</b>	<b>120</b>	<b>497</b>	<b>750</b>	<b>1066</b>	<b>73</b>	<b>80</b>	<b>945</b>	<b>190</b>	<b>46</b>	<b>12</b>	<b>24</b>	

**Enrollment (Agewise)**

**Indicators (%)**

**Number of Schools (Govt.)**

Age Group	Boys	Girls	Total	School Category	PTR (Govt) ***	SCR (Govt) ***	Gender Gap				PTR> 30/35	SCR> 30/35	PTR> 100	SCR> 100
							SC	ST	All	Min.				
Below 6	15334	12481	27815											
6 to 11	91501	80363	171864	PS Only	26	13	5.75	4.52	5.66	7.19	360	48	12	0
11 to 14	37123	33365	70488	UPS	13	20	9.02	4.76	7.65	7.31	15	53	1	1
6 to 14	128624	113728	242352	Elementary	22	17	6.72	4.60	6.29	7.22	375	101	13	1
14 to 16	25008	25176	50184	Secondary	14	46	12.73	3.13	9.77	14.14	2	49	0	7
16 to 18	13631	13770	27401	Sr. Secondary	21	54	30.47	4.87	17.57	22.86	7	99	0	23

\* Govt. Management Includes Deptt. of Education, Local Body, Sanskrit Education and Shiksha Karmi Management Only.

\*\* Remaining Schools Either having HM Room or not required HM Room as per RTE Norms.

\*\*\* PTR and SCR calculated only for Govt Own Management Schools.

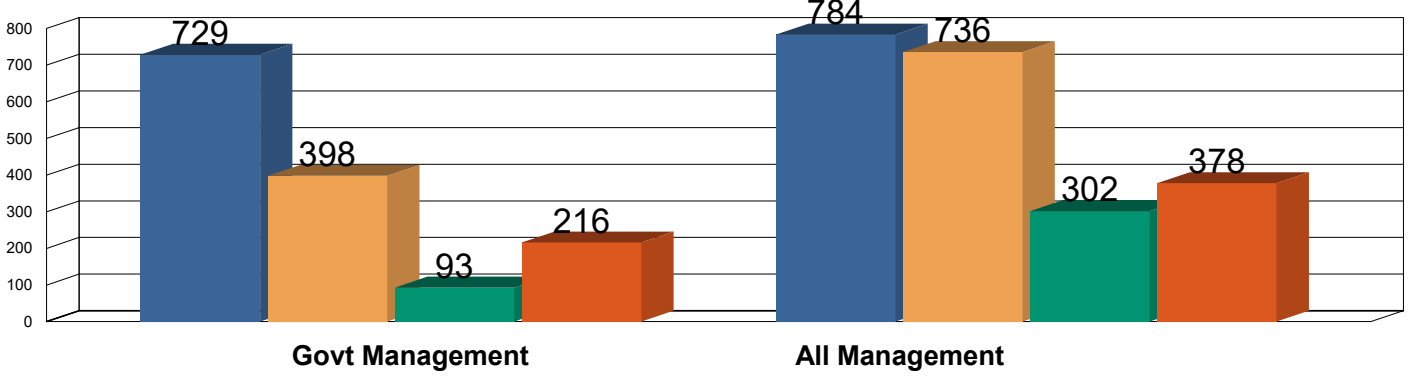
**SCHOOL EDUCATION : DISTRICT REPORT CARD 2017-18**

District Name : **KARAULI**

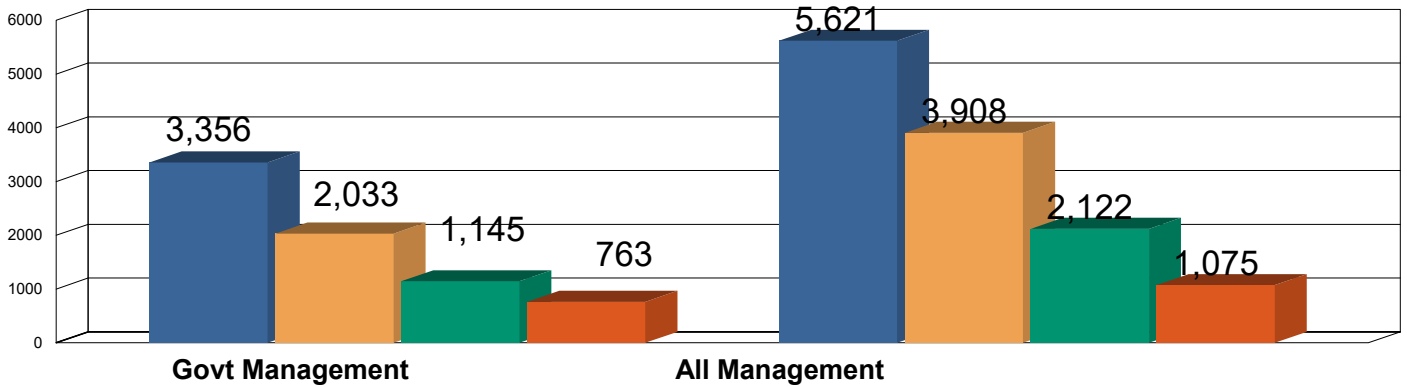
District Code : **0809**

■ PS     
 ■ UPS     
 ■ SEC.     
 ■ SR. SEC

**No. of Schools**

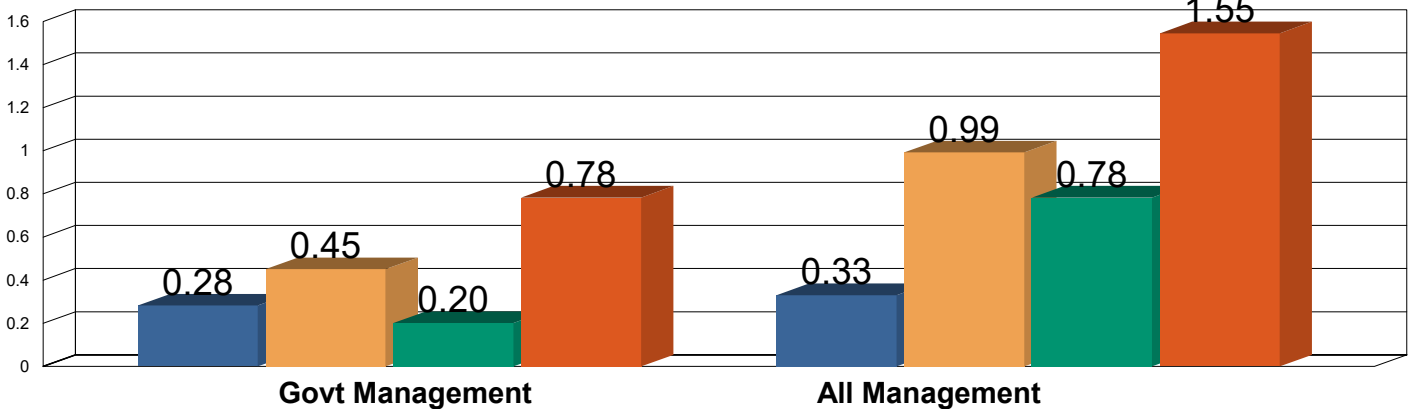


**No. of Teachers**



(Fig. in Lakh)

**Enrollment**





**SCHOOL EDUCATION : DISTRICT REPORT CARD 2017-18**

**District Name : KOTA**

**District Code : 0830**

Blocks	6	PEEO/ CRC	229	Total Schools	2332	Total Teachers	21689	Total Enrollment	511950			
<b>Details of school</b>												
Total Number of Schools							No. of Schools by School Type (Govt)					
School Category	Government			Private			Boys	Girls	Co-Ed	Total		
	Urban	Rural	Total	Urban	Rural	Total						
PS	131	362	493	60	26	86	0	1	492	493		
UPS	73	354	427	315	172	487	0	6	421	427		
Secondary	47	40	87	167	70	237	0	3	84	87		
Sr. Secondar	48	170	218	248	49	297	0	6	212	218		
<b>Total</b>	<b>299</b>	<b>926</b>	<b>1225</b>	<b>790</b>	<b>317</b>	<b>1107</b>	<b>0</b>	<b>16</b>	<b>1209</b>	<b>1225</b>		
<b>Number of Schools By School Category &amp; Management</b>												
School Category	Dept of Edu.	Tribal	Social Welfare	Local Body	Sans. Edu.	SKS	KGBV	Madarsa	Total State Govt School	Ctr. Govt	Private	Grand Total
Primary only with grades 1 to 5	34	1	0	310	8	14	0	126	493	0	86	579
Upper Primary with grades 1 to 8	378	3	0	9	27	0	0	10	427	0	486	913
Secondary with grades 1 to 10	81	1	0	0	1	0	0	2	85	0	232	317
Higher Secondary with grades 1 to 12	211	0	0	0	3	0	0	0	214	2	287	503
Upper Primary only with grades 6 to 8	0	0	0	0	0	0	0	0	0	0	1	1
Secondary with grades 6 to 10	2	0	0	0	0	0	0	0	2	0	5	7
Higher Secondary with grades 6 to 12	0	2	0	0	0	0	0	0	2	1	3	6
Higher Secondary with grades 9 to 12	1	0	0	0	1	0	0	0	2	0	4	6
<b>Grand Total</b>	<b>707</b>	<b>7</b>	<b>0</b>	<b>319</b>	<b>40</b>	<b>14</b>	<b>0</b>	<b>138</b>	<b>1225</b>	<b>3</b>	<b>1104</b>	<b>2332</b>
<b>Total Number of Teachers</b>												
Classes Taught	Government (State)			Private			Gender Distribution of Teachers (Govt)					
	Male	Female	Total	Male	Female	Total	School Category	Male	Female	Total		
Primary	1724	1333	3057	2156	3455	5611	PS	609	505	1114		
Upper Primary	1342	897	2239	2000	2457	4457	UPS	1418	928	2346		
Secondary	774	620	1394	1162	1414	2576	Secondary	493	461	954		
Sr. Secondar	574	450	1024	623	708	1331	Sr. Secondary	1894	1406	3300		
<b>Total</b>	<b>4414</b>	<b>3300</b>	<b>7714</b>	<b>5941</b>	<b>8034</b>	<b>13975</b>	<b>Total</b>	<b>4414</b>	<b>3300</b>	<b>7714</b>		
<b>Enrollment</b>												
Enrollment of SC/ST (ALL Mgt)	Primary (1-5)	Upper Pri.(6-8)	Sec./Sr. Sec.(9-12)	Total Enrollment School Category Wise***								
% SC Enrollment	25.28	23.61	19.05	School Cat.	Govt.	Pvt.	Urban Govt.	Rural Govt.				
% SC girls to SC Enrollment	47.00	46.68	43.40	PS Only	19128	5841	6610	12518				
% ST Enrollment	10.31	10.35	9.91	UPS	43485	60237	9763	33722				
% ST girls to ST Enrollment	46.28	43.80	39.10	Secondary	18750	45993	11309	7441				
% Minority Enrollment	12.32	10.91	8.50	Sr. Secondary	74044	176500	22376	51668				
% Min. girls to Min. Enrollment	47.56	49.77	50.97	G.Total	155407	288571	50058	105349				

\* Govt. Management Includes Deptt. of Edu., T&W,Local Body, Sanskrit Edu., KGBV,Shiksha Karmi Management, Madarsa Only

\*\* PP : Pre Primary, \*\*\* This does not include Pre-Primary Enrollment

## SCHOOL EDUCATION : DISTRICT REPORT CARD 2017-18

District Name : Kota

District Code : 0830

Total Enrollment By All (Govt.* + Pvt.) Management & Class																		
Class	General			SC			ST			OBC			Total			Minority ***		
	Boys	Girls	Total	Boys	Girls	Total	Boys	Girls	Total	Boys	Girls	Total	Boys	Girls	Total	Boys	Girls	Total
<b>**PP</b>	9603	8342	17945	9085	7276	16361	2770	2098	4868	15855	12943	28798	37313	30659	67972	5236	4556	9792
I	5003	4291	9294	5814	5232	11046	2344	2013	4357	9749	8530	18279	22910	20066	42976	2910	2515	5425
II	5104	4048	9152	5865	5168	11033	2315	2013	4328	9398	8304	17702	22682	19533	42215	2725	2532	5257
III	4875	3968	8843	5475	4980	10455	2272	2088	4360	9058	8451	17509	21680	19487	41167	2651	2481	5132
IV	4604	3897	8501	5042	4355	9397	2143	1805	3948	8551	7641	16192	20340	17698	38038	2420	2227	4647
V	4559	3634	8193	4593	4018	8611	2001	1622	3623	8121	6986	15107	19274	16260	35534	2211	1962	4173
<b>Total 1-5</b>	24145	19838	43983	26789	23753	50542	11075	9541	20616	44877	39912	84789	106886	93044	199930	12917	11717	24634
VI	4567	3723	8290	4554	3963	8517	1988	1605	3593	8170	7228	15398	19279	16519	35798	2084	1993	4077
VII	4569	3582	8151	4431	3884	8315	2060	1638	3698	8062	6984	15046	19122	16088	35210	1873	1904	3777
VIII	4575	3544	8119	4300	3783	8083	2086	1538	3624	7835	6838	14673	18796	15703	34499	1828	1834	3662
<b>Total 6-8</b>	13711	24560	24560	13285	11630	24915	6134	4781	10915	24067	21050	45117	57197	48310	105507	5785	5731	11516
<b>G Total 1-8</b>	37856	30687	68543	40074	35383	75457	17209	14322	31531	68944	60962	129906	164083	141354	305437	18702	17448	36150
IX	4888	3636	8524	4682	3767	8449	2026	1586	3612	8515	7053	15568	20111	16042	36153	1642	1869	3511
X	4895	3475	8370	3894	3103	6997	2142	1318	3460	8352	6295	14647	19283	14191	33474	1628	1632	3260
<b>Total 9-10</b>	9783	7111	16894	8576	6870	15446	4168	2904	7072	16867	13348	30215	39394	30233	69627	3270	3501	6771
XI	7005	4132	11137	3222	2416	5638	1921	1289	3210	8457	5678	14135	20605	13515	34120	1280	1312	2592
XII	7920	4269	12189	3142	2168	5310	2275	1176	3451	8709	5135	13844	22046	12748	34794	1223	1188	2411
<b>Total 11-12</b>	14925	8401	23326	6364	4584	10948	4196	2465	6661	17166	10813	27979	42651	26263	68914	2503	2500	5003
<b>Total 9-12</b>	24708	15512	40220	14940	11454	26394	8364	5369	13733	34033	24161	58194	82045	56496	138541	5773	6001	11774
<b>Total 1-12</b>	62564	46199	108763	55014	46837	101851	25573	19691	45264	102977	85123	188100	246128	197850	443978	24475	23449	47924
<b>GTotal</b>	72167	54541	126708	64099	54113	118212	28343	21789	50132	118832	98066	216898	283441	228509	511950	29711	28005	57716

Total Enrollment By Government Management & Class																		
Class	General			SC			ST			OBC			Total			Minority ***		
	Boys	Girls	Total	Boys	Girls	Total	Boys	Girls	Total	Boys	Girls	Total	Boys	Girls	Total	Boys	Girls	Total
<b>**pp</b>	85	70	155	18	29	47	0	0	0	110	98	208	213	197	410	70	63	133
I	731	756	1487	2335	2456	4791	1141	1182	2323	3259	3436	6695	7466	7830	15296	725	749	1474
II	743	703	1446	2485	2605	5090	1160	1217	2377	3281	3498	6779	7669	8023	15692	846	822	1668
III	689	638	1327	2560	2754	5314	1138	1309	2447	3174	3812	6986	7561	8513	16074	837	846	1683
IV	592	614	1206	2295	2378	4673	1009	1035	2044	2929	3305	6234	6825	7332	14157	732	771	1503
V	476	492	968	1925	2166	4091	900	907	1807	2643	2897	5540	5944	6462	12406	549	596	1145
<b>Total 1-5</b>	3231	3203	41391	11600	12359	23959	5348	5650	10998	15286	16948	32234	35465	38160	73625	3689	3784	7473
VI	395	478	873	2040	2216	4256	821	875	1696	2580	3144	5724	5836	6713	12549	445	589	1034
VII	370	474	844	2044	2303	4347	814	972	1786	2677	3185	5862	5905	6934	12839	453	682	1135
VIII	383	531	914	2115	2375	4490	819	896	1715	2674	3427	6101	5991	7229	13821	415	675	1090
<b>Total 6-8</b>	1148	1483	2631	6199	6894	13093	2454	2743	5197	7931	9756	17687	17732	20876	38608	1313	1946	3259
<b>Total 1-8</b>	4379	4686	9065	17799	19253	37052	7802	8393	16195	23217	26704	49921	53197	59036	112233	5002	5730	10732
IX	452	705	1157	2592	2616	5208	813	927	1740	3244	3976	7220	7101	8224	15325	426	847	1273
X	365	579	944	1551	1801	3352	521	620	1141	2299	2996	5295	4736	5996	10732	321	662	983
<b>Total 9-10</b>	817	1284	2101	4143	4417	8560	1334	1547	2881	5543	6972	12515	11837	14220	26057	747	1509	2256
XI	471	588	1059	1271	1373	2644	427	564	991	2253	2573	4826	4422	5098	9520	268	532	800
XII	393	505	898	990	1090	2080	342	397	739	1710	2170	3880	3435	4162	7597	244	478	722
<b>Total 11-12</b>	864	1093	1957	2261	2463	4724	769	961	1730	3963	4743	8706	7857	9260	17117	512	1010	1522
<b>Total 9-12</b>	1681	2377	4058	6404	6880	13284	2103	2508	4611	9506	11715	21221	19694	23480	43174	1259	2519	3778
<b>Total 1-12</b>	6060	7063	13123	24203	26133	50336	9905	10901	20806	32723	38419	71142	72891	82516	155407	6261	8249	14510
<b>GTotal</b>	6145	7133	13278	24221	26162	50383	9905	10901	20806	32833	38517	71350	73104	82713	155817	6331	8312	14643

\* Govt. Management Includes Deptt. of Edu., T&W, Local Body, Sanskrit Edu., KGBV, Shiksha Karmi Management, Madarsa Only

\*\* PP : Pre Primary, \*\*\* Minority Enrollment is Included In ALL Category,

**SCHOOL EDUCATION : DISTRICT REPORT CARD 2017-18**

District Name : Kota

District Code : 0830

Class Room/Other Room /Building Status/Facilities (Govt. Management*)													
School Category	Status of Class Rooms						Number of Schools		Building Status				
	Class Rooms	Other Rooms	Sch. Req. Maj. Rep.	Class Req. Maj. Rep.	No. of Sch Req. ACR	No. of ACR Req. in	Library	Computer Room	Own	Rented	Rent Free	No Building	Total
PS Only	1536	542	60	102	8	14	257	0	361	0	0	5	366
UPS	3022	697	105	226	17	28	394	0	412	0	2	0	414
<b>Total</b>	<b>4558</b>	<b>1239</b>	<b>165</b>	<b>328</b>	<b>25</b>	<b>42</b>	<b>651</b>	<b>0</b>	<b>773</b>	<b>0</b>	<b>2</b>	<b>5</b>	<b>780</b>
Secondary	703	150	10	19	13	31	80	11	84	0	0	0	84
Sr. Secondary	2152	636	26	62	59	182	207	81	216	0	0	0	216
<b>G.Total</b>	<b>7413</b>	<b>2025</b>	<b>201</b>	<b>409</b>	<b>97</b>	<b>255</b>	<b>938</b>	<b>92</b>	<b>1073</b>	<b>0</b>	<b>2</b>	<b>5</b>	<b>1080</b>

**Number of Schools (Govt. Own Building)**

School Category	Number of Schools Having Facilities (Govt. Own Building)											
	Total Schools	Single Class room	Single Teacher	Separate Toilets for B & G	Single Toilet	No toilets	Functional Toilet	Hand Wash Facility	Drinking Water	Play ground	No Boundry	
PS Only	361	2	41	361	0	0	361	163	361	169	32	
UPS	412	0	8	412	0	0	411	191	412	222	15	
<b>Total</b>	<b>773</b>	<b>2</b>	<b>49</b>	<b>773</b>	<b>0</b>	<b>0</b>	<b>772</b>	<b>354</b>	<b>773</b>	<b>391</b>	<b>47</b>	
Secondary	84	0	0	84	0	0	84	44	84	38	7	
Sr. Secondary	216	0	0	216	0	0	216	131	216	127	14	
<b>G.Total</b>	<b>1073</b>	<b>2</b>	<b>49</b>	<b>1073</b>	<b>0</b>	<b>0</b>	<b>1072</b>	<b>529</b>	<b>1073</b>	<b>556</b>	<b>68</b>	

**Number of Schools (Govt. Own Building)**

School Category	Number of Schools Having Facilities (Govt. Own Building)											
	HM Room Req.**	Electricity	Ramps	B.Wall/ Fencing	Staff room for Teacher	Art & Craft Room	Approach Road To School	Arts Streams School	Science Streams School	Commerce Streams School	Vocational Streams School	
PS Only	0	42	277	329	0	0	290	0	0	0	0	
UPS	2	285	345	397	0	0	366	0	0	0	0	
<b>Total</b>	<b>2</b>	<b>327</b>	<b>622</b>	<b>726</b>	<b>0</b>	<b>0</b>	<b>656</b>	<b>0</b>	<b>0</b>	<b>0</b>	<b>0</b>	
Secondary	31	83	77	77	26	1	82	0	0	0	2	
Sr. Secondary	64	216	160	202	89	70	212	203	41	20	37	
<b>G.Total</b>	<b>97</b>	<b>626</b>	<b>859</b>	<b>1005</b>	<b>115</b>	<b>71</b>	<b>950</b>	<b>203</b>	<b>41</b>	<b>20</b>	<b>39</b>	

**Enrollment (Agewise)**

**Indicators (%)**

**Number of Schools (Govt.)**

Age Group	Boys	Girls	Total	School Category	PTR (Govt) ***	SCR (Govt) ***	Gender Gap				PTR> 30/35	SCR> 30/35	PTR> 100	SCR> 100
							SC	ST	All	Min.				
Below 6	7486	7045	14531											
6 to 11	96286	83704	179990	PS Only	24	14	6.01	7.44	6.92	4.87	243	25	12	0
11 to 14	52615	44148	96763	UPS	12	20	6.64	12.40	8.42	0.47	10	54	0	1
6 to 14	148901	127852	276753	Elementary	20	18	6.22	9.16	7.44	3.47	253	79	12	1
14 to 16	41552	40426	81978	Secondary	10	34	11.04	17.87	13.16	-3.41	2	26	0	1
16 to 18	32582	32473	65055	Sr. Secondary	17	38	16.26	25.99	23.78	0.06	6	56	2	7

\* Govt. Management Includes Deptt. of Education, Local Body, Sanskrit Education and Shiksha Karmi Management Only.

\*\* Remaining Schools Either having HM Room or not required HM Room as per RTE Norms.

\*\*\* PTR and SCR calculated only for Govt Own Management Schools.

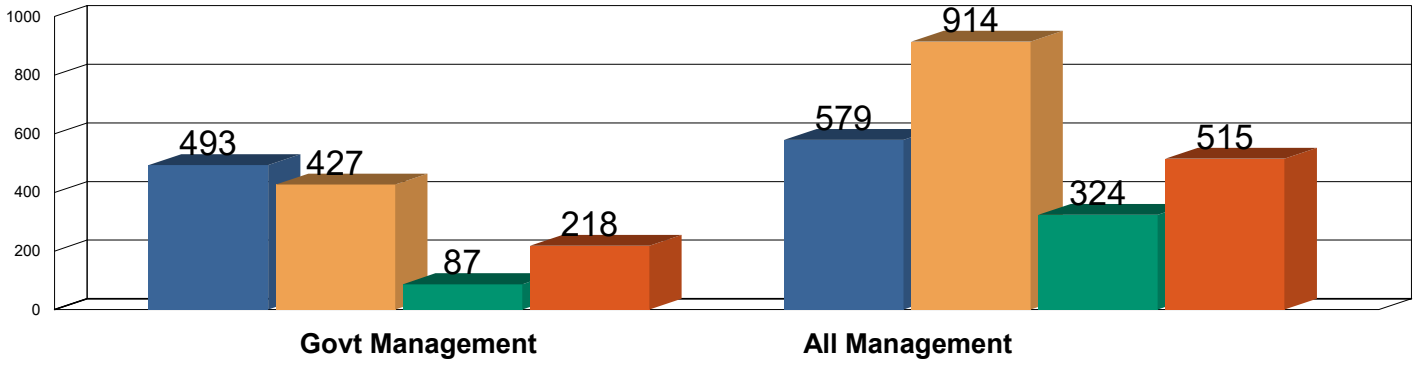
**SCHOOL EDUCATION : DISTRICT REPORT CARD 2017-18**

District Name : KOTA

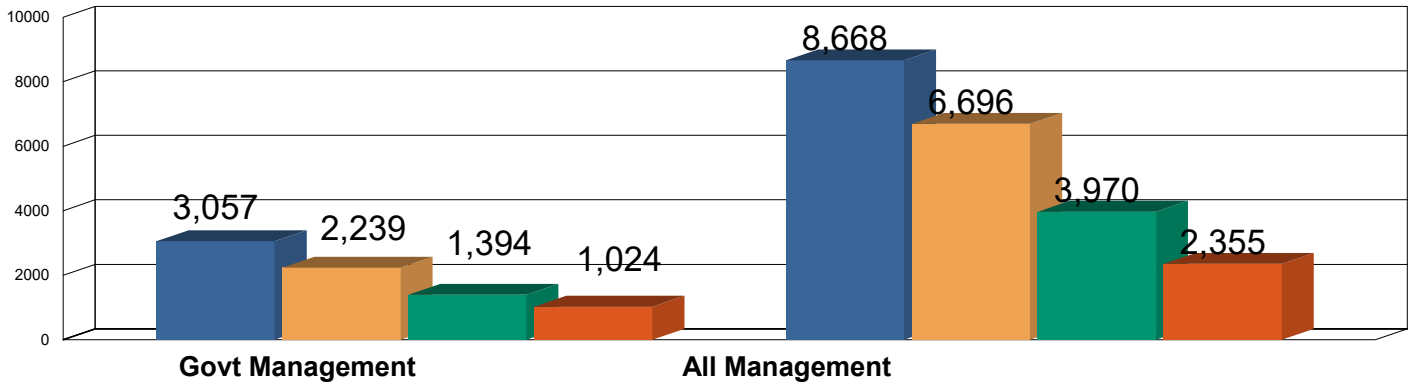
District Code : 0830

PS      UPS      SEC.      SR. SEC

**No. of Schools**

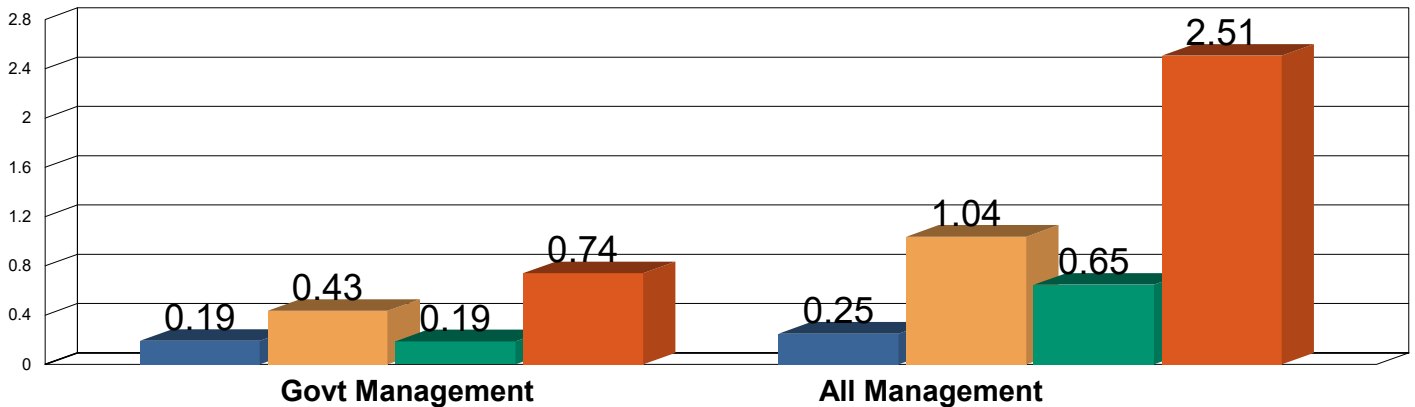


**No. of Teachers**



(Fig. in Lakh)

**Enrollment**



**SCHOOL EDUCATION : DISTRICT REPORT CARD 2017-18**

**District Name : NAGAU**

**District Code : 0814**

Blocks	14	PEEO/ CRC	479	Total Schools	4804	Total Teachers	33439	Total Enrollment	824371			
<b>Details of school</b>												
<b>Total Number of Schools</b>							<b>No. of Schools by School Type (Govt)</b>					
School Category	Government			Private			Boys	Girls	Co-Ed	Total		
	Urban	Rural	Total	Urban	Rural	Total						
PS	85	1372	<b>1457</b>	31	63	<b>94</b>	0	0	1457	<b>1457</b>		
UPS	55	970	<b>1025</b>	171	519	<b>690</b>	0	40	985	<b>1025</b>		
Secondary	20	191	<b>211</b>	79	249	<b>328</b>	0	4	207	<b>211</b>		
Sr. Secondar	30	453	<b>483</b>	162	354	<b>516</b>	0	11	472	<b>483</b>		
<b>Total</b>	<b>190</b>	<b>2986</b>	<b>3176</b>	<b>443</b>	<b>1185</b>	<b>1628</b>	<b>0</b>	<b>55</b>	<b>3121</b>	<b>3176</b>		
<b>Number of Schools By School Category &amp; Management</b>												
School Category	Dept of Edu.	Tribal	Social Welfare	Local Body	Sans. Edu.	SKS	KGBV	Madarsa	Total State Govt School	Ctr. Govt	Private	Grand Total
Primary only with grades 1 to 5	24	0	0	1204	13	78	0	138	<b>1457</b>	0	94	<b>1551</b>
Upper Primary with grades 1 to 8	917	0	0	0	53	0	0	41	<b>1011</b>	0	690	<b>1701</b>
Secondary with grades 1 to 10	197	0	0	0	10	0	0	3	<b>210</b>	0	328	<b>538</b>
Higher Secondary with grades 1 to 12	463	0	0	0	3	0	0	1	<b>467</b>	0	490	<b>957</b>
Upper Primary only with grades 6 to 8	0	0	0	0	0	0	14	0	<b>14</b>	0	0	<b>14</b>
Secondary with grades 6 to 10	1	0	0	0	0	0	0	0	<b>1</b>	0	0	<b>1</b>
Higher Secondary with grades 6 to 12	12	0	0	0	0	0	0	0	<b>12</b>	1	18	<b>31</b>
Higher Secondary with grades 9 to 12	4	0	0	0	0	0	0	0	<b>4</b>	0	7	<b>11</b>
<b>Grand Total</b>	<b>1618</b>	<b>0</b>	<b>0</b>	<b>1204</b>	<b>79</b>	<b>78</b>	<b>14</b>	<b>183</b>	<b>3176</b>	<b>1</b>	<b>1627</b>	<b>4804</b>
<b>Total Number of Teachers</b>												
Classes Taught	Government (State)			Private			Gender Distribution of Teachers (Govt)					
	Male	Female	Total	Male	Female	Total	School Category	Male	Female	Total		
Primary	5713	1687	<b>7400</b>	4186	2275	<b>6461</b>	PS	2189	664	<b>2853</b>		
Upper Primary	3998	1176	<b>5174</b>	3772	1530	<b>5302</b>	UPS	4447	1435	<b>5882</b>		
Secondary	2246	480	<b>2726</b>	2161	654	<b>2815</b>	Secondary	1656	372	<b>2028</b>		
Sr. Secondar	1524	449	<b>1973</b>	1290	298	<b>1588</b>	Sr. Secondary	5189	1321	<b>6510</b>		
<b>Total</b>	<b>13481</b>	<b>3792</b>	<b>17273</b>	<b>11409</b>	<b>4757</b>	<b>16166</b>	<b>Total</b>	<b>13481</b>	<b>3792</b>	<b>17273</b>		
<b>Enrollment</b>												
Enrollment of SC/ST (ALL Mgt)	Primary (1-5)	Upper Pri.(6-8)	Sec./Sr. Sec.(9-12)	Total Enrollment School Category Wise***								
% SC Enrollment	27.79	23.52	18.39	School Cat.	Govt.	Pvt.	Urban Govt.	Rural Govt.				
% SC girls to SC Enrollment	46.79	44.95	40.37	PS Only	47791	7192	4126	43665				
% ST Enrollment	0.46	0.44	0.41	UPS	118206	96860	10816	107390				
% ST girls to ST Enrollment	46.11	48.99	46.85	Secondary	45678	85561	5412	40266				
% Minority Enrollment	15.39	13.73	9.71	Sr. Secondary	153392	240865	15452	137940				
% Min. girls to Min. Enrollment	47.81	46.15	37.79	<b>G.Total</b>	<b>365067</b>	<b>430478</b>	<b>35806</b>	<b>329261</b>				

\* Govt. Management Includes Deptt. of Edu., T&W,Local Body, Sanskrit Edu., KGBV,Shiksha Karmi Management, Madarsa Only

\*\* PP : Pre Primary, \*\*\* This does not include Pre-Primary Enrollment

**SCHOOL EDUCATION : DISTRICT REPORT CARD 2017-18**

District Name : Nagaur

District Code : 0814

Total Enrollment By All (Govt.* + Pvt.) Management & Class																		
Class	General			SC			ST			OBC			Total			Minority ***		
	Boys	Girls	Total	Boys	Girls	Total	Boys	Girls	Total	Boys	Girls	Total	Boys	Girls	Total	Boys	Girls	Total
<b>**PP</b>	3020	2301	5321	2134	1509	3643	89	88	177	11400	8285	19685	16643	12183	28826	3492	2589	6081
<b>I</b>	4692	4258	8950	12230	10996	23226	220	163	383	25741	23127	48868	42883	38544	81427	6608	5941	12549
<b>II</b>	4447	4137	8584	13154	11685	24839	215	198	413	25688	23144	48832	43504	39164	82668	6843	6062	12905
<b>III</b>	4406	4120	8526	12199	10991	23190	195	166	361	25620	23304	48924	42420	38581	81001	6396	5915	12311
<b>IV</b>	4460	3936	8396	10387	8860	19247	173	135	308	24183	21858	46041	39203	34789	73992	5874	5561	11435
<b>V</b>	4316	3894	8210	9698	8183	17881	154	157	311	23123	21398	44521	37291	33632	70923	5599	5216	10815
<b>Total 1-5</b>	22321	20345	42666	57668	50715	108383	957	819	1776	124355	112831	237186	205301	184710	390011	31320	28695	60015
<b>VI</b>	4249	3707	7956	8589	7236	15825	152	170	322	22541	20303	42844	35531	31416	66947	5093	4530	9623
<b>VII</b>	4403	3664	8067	8780	6989	15769	151	140	291	22486	19680	42166	35820	30473	66293	4994	4170	9164
<b>VIII</b>	4412	3742	8154	8597	6975	15572	152	127	279	22946	20315	43261	36107	31159	67266	4735	4003	8738
<b>Total 6-8</b>	13064	24177	24177	25966	21200	47166	455	437	892	67973	60298	128271	107458	93048	200506	14822	12703	27525
<b>Total 1-8</b>	35385	31458	66843	83634	71915	155549	1412	1256	2668	192328	173129	365457	312759	277758	590517	46142	41398	87540
<b>IX</b>	4371	3529	7900	7296	5453	12749	135	104	239	21663	17668	39331	33465	26754	60219	3970	2786	6756
<b>X</b>	4817	3479	8296	6320	4280	10600	121	139	260	21918	16217	38135	33176	24115	57291	3736	2358	6094
<b>Total 9-10</b>	9188	7008	16196	13616	9733	23349	256	243	499	43581	33885	77466	66641	50869	117510	7706	5144	12850
<b>XI</b>	3857	2725	6582	4598	2967	7565	101	75	176	17570	12296	29866	26126	18063	44189	2484	1290	3774
<b>XII</b>	3729	2653	6382	4268	2518	6786	90	76	166	18085	11910	29995	26172	17157	43329	2198	1091	3289
<b>Total 11-12</b>	7586	5378	12964	8866	5485	14351	191	151	342	35655	24206	59861	52298	35220	87518	4682	2381	7063
<b>Total 9-12</b>	16774	12386	29160	22482	15218	37700	447	394	841	79236	58091	137327	118939	86089	205028	12388	7525	19913
<b>Total 1-12</b>	52159	43844	96003	106116	87133	193249	1859	1650	3509	271564	231220	502784	431698	363847	795545	58530	48923	107453
<b>GTot</b>	55179	46145	101324	108250	88642	196892	1948	1738	3686	282964	239505	522469	448341	376030	824371	62022	51512	113534

Total Enrollment By Government Management & Class																		
Class	General			SC			ST			OBC			Total			Minority ***		
	Boys	Girls	Total	Boys	Girls	Total	Boys	Girls	Total	Boys	Girls	Total	Boys	Girls	Total	Boys	Girls	Total
<b>**pp</b>	0	0	0	0	0	0	0	0	0	120	85	205	120	85	205	123	85	208
<b>I</b>	1303	1596	2899	8091	7857	15948	75	66	141	9289	10150	19439	18758	19669	38427	2435	2517	4952
<b>II</b>	1296	1634	2930	8317	8266	16583	79	113	192	10275	11403	21678	19967	21416	41383	3045	3168	6213
<b>III</b>	1201	1599	2800	8302	8339	16641	72	94	166	9207	10957	20164	18782	20989	39771	2608	2925	5533
<b>IV</b>	1126	1422	2548	6658	6514	13172	56	61	117	7949	9726	17675	15789	17723	33512	2289	2673	4962
<b>V</b>	983	1495	2478	6181	6077	12258	43	90	133	7132	9654	16786	14339	17316	31655	2045	2514	4559
<b>Total 1-5</b>	5909	7746	103022	37549	37053	74602	325	424	749	43852	51890	95742	87635	97113	184748	12422	13797	26219
<b>VI</b>	1127	1563	2690	5571	5581	11152	46	100	146	7311	9506	16817	14055	16750	30805	1841	2219	4060
<b>VII</b>	1188	1623	2811	6217	5601	11818	49	76	125	7657	9910	17567	15111	17210	32321	1831	2078	3909
<b>VIII</b>	1331	1719	3050	6204	5820	12024	46	69	115	8397	10751	19148	15978	18359	35647	1835	2043	3878
<b>Total 6-8</b>	3646	4905	8551	17992	17002	34994	141	245	386	23365	30167	53532	45144	52319	97463	5507	6340	11847
<b>Total 1-8</b>	9555	12651	22206	55541	54055	109596	466	669	1135	67217	82057	149274	132779	149432	282211	17929	20137	38066
<b>IX</b>	1338	1577	2915	5155	4324	9479	43	60	103	7521	8856	16377	14057	14817	28874	1289	1255	2544
<b>X</b>	1090	1441	2531	3678	3180	6858	30	87	117	5896	7343	13239	10694	12051	22745	1117	1055	2172
<b>Total 9-10</b>	2428	3018	5446	8833	7504	16337	73	147	220	13417	16199	29616	24751	26868	51619	2406	2310	4716
<b>XI</b>	1062	1132	2194	2750	2023	4773	27	38	65	5046	5162	10208	8885	8355	17240	841	577	1418
<b>XII</b>	840	985	1825	2206	1564	3770	14	30	44	3960	4398	8358	7020	6977	13997	681	502	1183
<b>Total 11-12</b>	1902	2117	4019	4956	3587	8543	41	68	109	9006	9560	18566	15905	15332	31237	1522	1079	2601
<b>Total 9-12</b>	4330	5135	9465	13789	11091	24880	114	215	329	22423	25759	48182	40656	42200	82856	3928	3389	7317
<b>Total 1-12</b>	13885	17786	31671	69330	65146	134476	580	884	1464	89640	107816	197456	173435	191632	365067	21857	23526	45383
<b>GTot</b>	13885	17786	31671	69330	65146	134476	580	884	1464	89760	107901	197661	173555	191717	365272	21980	23611	45591

\* Govt. Management Includes Deptt. of Edu., T&W, Local Body, Sanskrit Edu., KGBV, Shiksha Karmi Management, Madarsa Only

\*\* PP : Pre Primary, \*\*\* Minority Enrollment is Included In ALL Category,

**SCHOOL EDUCATION : DISTRICT REPORT CARD 2017-18**

District Name : Nagaur

District Code : 0814

Class Room/Other Room /Building Status/Facilities (Govt. Management*)													
School Category	Status of Class Rooms						Number of Schools		Building Status				
	Class Rooms	Other Rooms	Sch. Req. Maj. Rep.	Class Req. Maj. Rep.	No. of Sch Req. ACR	No. of ACR Req. in	Library	Computer Room	Own	Rented	Rent Free	No Building	Total
PS Only	4468	942	174	275	48	63	633	0	1302	1	14	2	1319
UPS	7332	1596	247	509	105	195	941	56	968	0	2	0	970
<b>Total</b>	<b>11800</b>	<b>2538</b>	<b>421</b>	<b>784</b>	<b>153</b>	<b>258</b>	<b>1574</b>	<b>56</b>	<b>2270</b>	<b>1</b>	<b>16</b>	<b>2</b>	<b>2289</b>
Secondary	1790	441	36	85	57	174	195	34	208	0	0	0	208
Sr. Secondary	4730	1557	87	203	182	830	465	161	482	0	0	0	482
<b>G.Total</b>	<b>18320</b>	<b>4536</b>	<b>544</b>	<b>1072</b>	<b>392</b>	<b>1262</b>	<b>2234</b>	<b>251</b>	<b>2960</b>	<b>1</b>	<b>16</b>	<b>2</b>	<b>2979</b>

**Number of Schools (Govt. Own Building)**

School Category	Number of Schools Having Facilities (Govt. Own Building)											
	Total Schools	Single Class room	Single Teacher	Separate Toilets for B & G	Single Toilet	No toilets	Functional Toilet	Hand Wash Facility	Drinking Water	Play ground	No Boundry	
PS Only	1302	39	227	1302	0	0	1284	477	1146	526	280	
UPS	968	1	23	968	0	0	953	453	908	404	30	
<b>Total</b>	<b>2270</b>	<b>40</b>	<b>250</b>	<b>2270</b>	<b>0</b>	<b>0</b>	<b>2237</b>	<b>930</b>	<b>2054</b>	<b>930</b>	<b>310</b>	
Secondary	208	1	0	208	0	0	203	102	197	102	7	
Sr. Secondary	482	5	0	482	0	0	474	243	451	318	7	
<b>G.Total</b>	<b>2960</b>	<b>46</b>	<b>250</b>	<b>2960</b>	<b>0</b>	<b>0</b>	<b>2914</b>	<b>1275</b>	<b>2702</b>	<b>1350</b>	<b>324</b>	

**Number of Schools (Govt. Own Building)**

School Category	Number of Schools Having Facilities (Govt. Own Building)										
	HM Room Req.**	Electricity	Ramps	B.Wall/ Fencing	Staff room for Teacher	Art & Craft Room	Approach Road To School	Arts Streams School	Science Streams School	Commerce Streams School	Vocational Streams School
PS Only	3	93	796	1022	18	0	765	0	0	0	0
UPS	14	727	775	938	62	0	790	0	0	0	0
<b>Total</b>	<b>17</b>	<b>820</b>	<b>1571</b>	<b>1960</b>	<b>80</b>	<b>0</b>	<b>1555</b>	<b>0</b>	<b>0</b>	<b>0</b>	<b>0</b>
Secondary	79	208	153	201	42	20	183	0	0	0	2
Sr. Secondary	187	480	330	475	171	133	424	433	99	44	30
<b>G.Total</b>	<b>283</b>	<b>1508</b>	<b>2054</b>	<b>2636</b>	<b>293</b>	<b>153</b>	<b>2162</b>	<b>433</b>	<b>99</b>	<b>44</b>	<b>32</b>

**Enrollment (Agewise)**

**Indicators (%)**

**Number of Schools (Govt.)**

Age Group	Boys	Girls	Total	School Category	PTR (Govt) ***	SCR (Govt) ***	Gender Gap				PTR> 30/35	SCR> 30/35	PTR> 100	SCR> 100
							SC	ST	All	Min.				
Below 6	34677	30810	65487											
6 to 11	182661	164402	347063	PS Only	23	13	6.42	7.77	5.28	4.37	595	60	14	0
11 to 14	84060	73487	157547	UPS	13	19	10.10	2.02	7.19	7.70	26	84	0	1
6 to 14	266721	237889	504610	Elementary	20	17	7.53	5.85	5.93	5.42	621	144	14	1
14 to 16	60672	58870	119542	Secondary	11	46	16.63	2.61	13.42	19.94	2	73	0	2
16 to 18	31284	30895	62179	Sr. Secondary	16	51	23.56	11.70	19.51	32.58	16	124	0	18

\* Govt. Management Includes Deptt. of Education, Local Body, Sanskrit Education and Shiksha Karmi Management Only.

\*\* Remaining Schools Either having HM Room or not required HM Room as per RTE Norms.

\*\*\* PTR and SCR calculated only for Govt Own Management Schools.

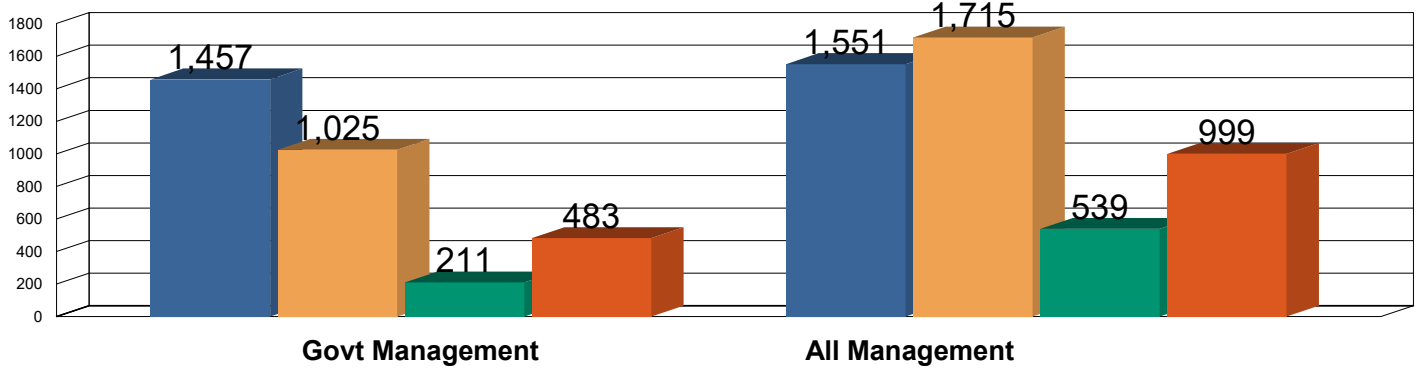
**SCHOOL EDUCATION : DISTRICT REPORT CARD 2017-18**

District Name : **NAGAUR**

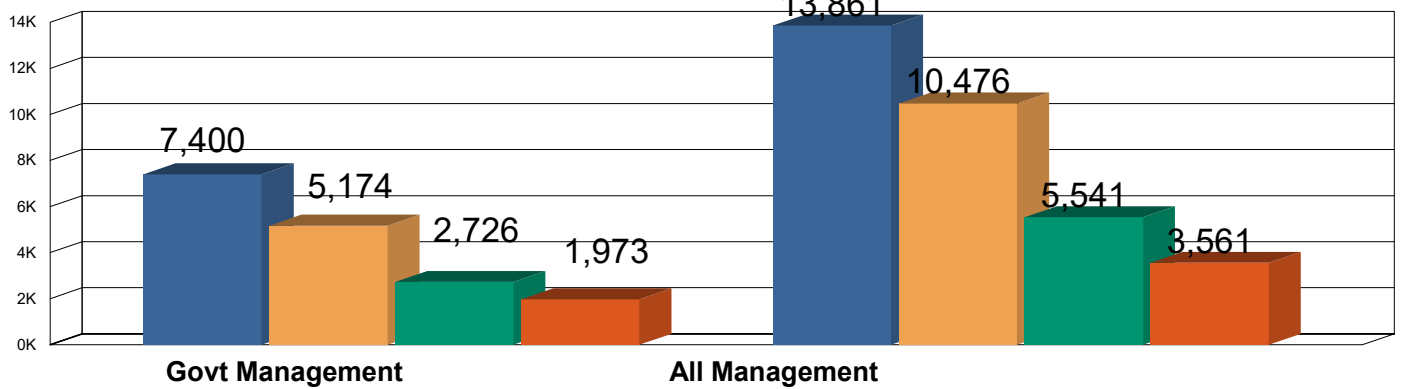
District Code : **0814**

■ PS     
 ■ UPS     
 ■ SEC.     
 ■ SR. SEC

**No. of Schools**

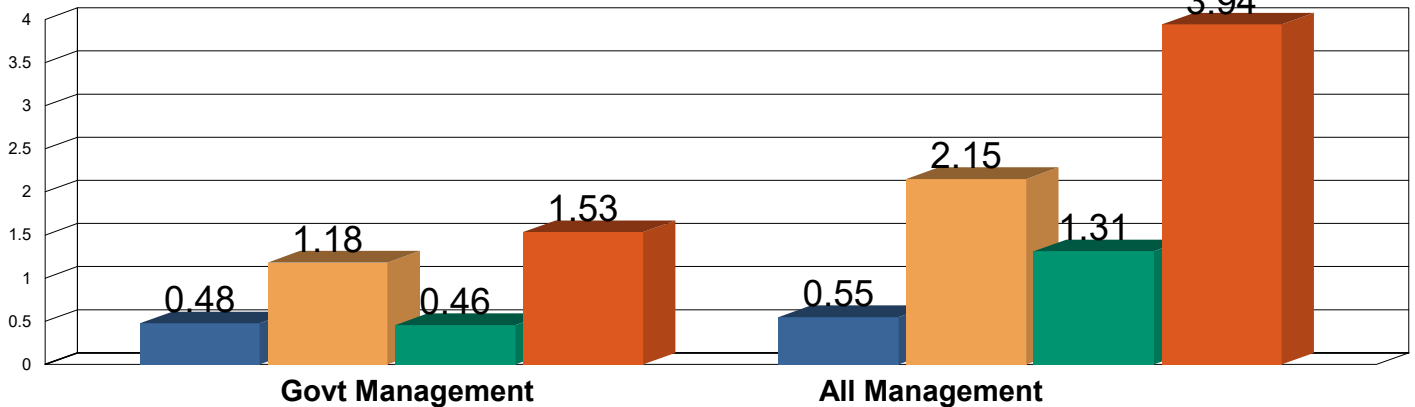


**No. of Teachers**



(Fig. in Lakh)

**Enrollment**





**SCHOOL EDUCATION : DISTRICT REPORT CARD 2017-18**

**District Name : PALI**

**District Code : 0820**

Blocks	10	PEEO/ CRC	349	Total Schools	2937	Total Teachers	20597	Total Enrollment	469816			
<b>Details of school</b>												
<b>Total Number of Schools</b>							<b>No. of Schools by School Type (Govt)</b>					
School Category	Government			Private			Boys	Girls	Co-Ed	Total		
	Urban	Rural	Total	Urban	Rural	Total						
PS	37	619	<b>656</b>	40	95	<b>135</b>	0	0	656	<b>656</b>		
UPS	68	673	<b>741</b>	167	468	<b>635</b>	0	36	705	<b>741</b>		
Secondary	9	108	<b>117</b>	73	86	<b>159</b>	0	7	110	<b>117</b>		
Sr. Secondar	22	330	<b>352</b>	76	66	<b>142</b>	0	3	349	<b>352</b>		
<b>Total</b>	<b>136</b>	<b>1730</b>	<b>1866</b>	<b>356</b>	<b>715</b>	<b>1071</b>	<b>0</b>	<b>46</b>	<b>1820</b>	<b>1866</b>		
<b>Number of Schools By School Category &amp; Management</b>												
School Category	Dept of Edu.	Tribal	Social Welfare	Local Body	Sans. Edu.	SKS	KGBV	Madarsa	Total State Govt School	Ctr. Govt	Private	Grand Total
Primary only with grades 1 to 5	19	44	0	468	7	78	0	40	<b>656</b>	0	135	<b>791</b>
Upper Primary with grades 1 to 8	577	0	0	120	31	0	0	4	<b>732</b>	0	635	<b>1367</b>
Secondary with grades 1 to 10	113	0	0	0	3	0	0	0	<b>116</b>	0	151	<b>267</b>
Higher Secondary with grades 1 to 12	344	0	0	0	2	0	0	1	<b>347</b>	0	116	<b>463</b>
Upper Primary only with grades 6 to 8	0	0	0	0	0	0	9	0	<b>9</b>	0	0	<b>9</b>
Secondary with grades 6 to 10	1	0	0	0	0	0	0	0	<b>1</b>	0	8	<b>9</b>
Higher Secondary with grades 6 to 12	4	1	0	0	0	0	0	0	<b>5</b>	1	18	<b>24</b>
Higher Secondary with grades 9 to 12	0	0	0	0	0	0	0	0	<b>0</b>	0	7	<b>7</b>
<b>Grand Total</b>	<b>1058</b>	<b>45</b>	<b>0</b>	<b>588</b>	<b>43</b>	<b>78</b>	<b>9</b>	<b>45</b>	<b>1866</b>	<b>1</b>	<b>1070</b>	<b>2937</b>
<b>Total Number of Teachers</b>												
Classes Taught	Government (State)			Private			Gender Distribution of Teachers (Govt)					
	Male	Female	Total	Male	Female	Total	School Category	Male	Female	Total		
Primary	3345	1206	<b>4551</b>	2026	2140	<b>4166</b>	PS	920	330	<b>1250</b>		
Upper Primary	2838	894	<b>3732</b>	1988	1284	<b>3272</b>	UPS	3124	1165	<b>4289</b>		
Secondary	1479	287	<b>1766</b>	778	378	<b>1156</b>	Secondary	886	254	<b>1140</b>		
Sr. Secondar	1145	224	<b>1369</b>	401	184	<b>585</b>	Sr. Secondary	3877	862	<b>4739</b>		
<b>Total</b>	<b>8807</b>	<b>2611</b>	<b>11418</b>	<b>5193</b>	<b>3986</b>	<b>9179</b>	<b>Total</b>	<b>8807</b>	<b>2611</b>	<b>11418</b>		
<b>Enrollment</b>												
Enrollment of SC/ST (ALL Mgt)	Primary (1-5)	Upper Pri.(6-8)	Sec./Sr. Sec.(9-12)	Total Enrollment School Category Wise***								
% SC Enrollment	23.42	22.05	21.23	School Cat.	Govt.	Pvt.	Urban Govt.	Rural Govt.				
% SC girls to SC Enrollment	46.82	45.54	41.96	PS Only	25611	8046	1526	24085				
% ST Enrollment	10.16	7.60	5.50	UPS	88541	76279	9070	79471				
% ST girls to ST Enrollment	45.72	43.84	37.67	Secondary	25527	39992	2222	23305				
% Minority Enrollment	7.67	6.59	4.85	Sr. Secondary	120614	60566	12077	108537				
% Min. girls to Min. Enrollment	47.67	46.17	40.27	<b>G.Total</b>	<b>260293</b>	<b>184883</b>	<b>24895</b>	<b>235398</b>				

\* Govt. Management Includes Deptt. of Edu., T&W,Local Body, Sanskrit Edu., KGBV,Shiksha Karmi Management, Madarsa Only

\*\* PP : Pre Primary, \*\*\* This does not include Pre-Primary Enrollment

## SCHOOL EDUCATION : DISTRICT REPORT CARD 2017-18

District Name : Pali

District Code : 0820

Total Enrollment By All (Govt.* + Pvt.) Management & Class																		
Class	General			SC			ST			OBC			Total			Minority ***		
	Boys	Girls	Total	Boys	Girls	Total	Boys	Girls	Total	Boys	Girls	Total	Boys	Girls	Total	Boys	Girls	Total
<b>**PP</b>	2517	1935	4452	2470	1914	4384	335	220	555	8569	6680	15249	13891	10749	24640	1298	1127	2425
<b>I</b>	2209	1966	4175	5841	5274	11115	2746	2465	5211	13550	12237	25787	24346	21942	46288	1737	1533	3270
<b>II</b>	2164	1946	4110	5685	5193	10878	2714	2294	5008	13137	11897	25034	23700	21330	45030	1928	1721	3649
<b>III</b>	2229	2013	4242	5826	5203	11029	2694	2340	5034	13368	12476	25844	24117	22032	46149	1873	1793	3666
<b>IV</b>	2193	1939	4132	5060	4370	9430	2072	1590	3662	12600	11408	24008	21925	19307	41232	1646	1533	3179
<b>V</b>	2243	1960	4203	4813	3932	8745	1831	1467	3298	12500	11117	23617	21387	18476	39863	1593	1416	3009
<b>Total 1-5</b>	11038	9824	20862	27225	23972	51197	12057	10156	22213	65155	59135	124290	115475	103087	218562	8777	7996	16773
<b>VI</b>	2322	1896	4218	4999	4036	9035	1674	1323	2997	12725	10935	23660	21720	18190	39910	1454	1241	2695
<b>VII</b>	2393	2082	4475	4825	4161	8986	1887	1468	3355	13194	11262	24456	22299	18973	41272	1480	1254	2734
<b>VIII</b>	2413	2156	4569	4982	4185	9167	1700	1316	3016	13681	11711	25392	22776	19368	42144	1442	1258	2700
<b>Total 6-8</b>	7128	13262	13262	14806	12382	27188	5261	4107	9368	39600	33908	73508	66795	56531	123326	4376	3753	8129
<b>IX</b>	18166	15958	34124	42031	36354	78385	17318	14263	31581	104755	93043	197798	182270	159618	341888	13153	11749	24902
<b>X</b>	2407	2154	4561	4838	3671	8509	1584	1001	2585	13253	9670	22923	22082	16496	38578	1157	833	1990
<b>Total 9-10</b>	2144	1849	3993	3359	2466	5825	853	525	1378	9944	6994	16938	16300	11834	28134	854	564	1418
<b>XI</b>	4551	4003	8554	8197	6137	14334	2437	1526	3963	23197	16664	39861	38382	28330	66712	2011	1397	3408
<b>XII</b>	1702	1594	3296	2345	1615	3960	558	293	851	6557	4371	10928	11162	7873	19035	540	356	896
<b>Total 11-12</b>	1720	1434	3154	2188	1450	3638	547	322	869	6020	3860	9880	10475	7066	17541	444	266	710
<b>Total 9-12</b>	3422	3028	6450	4533	3065	7598	1105	615	1720	12577	8231	20808	21637	14939	36576	984	622	1606
<b>Total 1-12</b>	7973	7031	15004	12730	9202	21932	3542	2141	5683	35774	24895	60669	60019	43269	103288	2995	2019	5014
<b>GTotal</b>	26139	22989	49128	54761	45556	100317	20860	16404	37264	140529	117938	258467	242289	202887	445176	16148	13768	29916
<b>GTotal</b>	28656	24924	53580	57231	47470	104701	21195	16624	37819	149098	124618	273716	256180	213636	469816	17446	14895	32341

Total Enrollment By Government Management & Class																		
Class	General			SC			ST			OBC			Total			Minority ***		
	Boys	Girls	Total	Boys	Girls	Total	Boys	Girls	Total	Boys	Girls	Total	Boys	Girls	Total	Boys	Girls	Total
<b>**pp</b>	0	0	0	14	12	26	15	7	22	14	18	32	43	37	80	5	4	9
<b>I</b>	422	522	944	3569	3591	7160	2349	2211	4560	6283	6731	13014	12623	13055	25678	704	764	1468
<b>II</b>	433	525	958	3500	3608	7108	2272	2032	4304	5909	6596	12505	12114	12761	24875	902	934	1836
<b>III</b>	436	563	999	3601	3729	7330	2263	2104	4367	6048	7148	13196	12348	13544	25892	914	1056	1970
<b>IV</b>	393	542	935	2878	2952	5830	1656	1366	3022	5295	6218	11513	10222	11078	21300	725	843	1568
<b>V</b>	401	565	966	2759	2665	5424	1429	1233	2662	5217	6175	11392	9806	10638	20444	682	769	1451
<b>Total 1-5</b>	2085	2717	63161	16307	16545	32852	9969	8946	18915	28752	32868	61620	57113	61076	118189	3927	4366	8293
<b>VI</b>	500	697	1197	3010	2904	5914	1333	1157	2490	5559	6441	12000	10402	11199	21601	657	713	1370
<b>VII</b>	652	882	1534	3193	3230	6423	1551	1325	2876	6464	7154	13618	11860	12591	24451	729	788	1517
<b>VIII</b>	760	1031	1791	3517	3405	6922	1396	1185	2581	7431	7934	15365	13104	13555	26159	849	860	1709
<b>Total 6-8</b>	1912	2610	4522	9720	9539	19259	4280	3667	7947	19454	21529	40983	35366	37345	72711	2235	2361	4596
<b>Total 1-8</b>	3997	5327	9324	26027	26084	52111	14249	12613	26862	48206	54397	102603	92479	98421	190900	6162	6727	12889
<b>IX</b>	1023	1237	2260	3891	3183	7074	1417	910	2327	8877	7169	16046	15208	12499	27707	771	592	1363
<b>X</b>	790	990	1780	2393	1974	4367	696	440	1136	5656	4816	10472	9535	8220	17755	485	372	857
<b>Total 9-10</b>	1813	2227	4040	6284	5157	11441	2113	1350	3463	14533	11985	26518	24743	20719	45462	1256	964	2220
<b>XI</b>	746	881	1627	1772	1326	3098	404	228	632	4305	3163	7468	7227	5598	12825	359	257	616
<b>XII</b>	706	777	1483	1643	1170	2813	413	259	672	3525	2613	6138	6287	4819	11106	269	196	465
<b>Total 11-12</b>	1452	1658	3110	3415	2496	5911	817	487	1304	7830	5776	13606	13514	10417	23931	628	453	1081
<b>Total 9-12</b>	3265	3885	7150	9699	7653	17352	2930	1837	4767	22363	17761	40124	38257	31136	69393	1884	1417	3301
<b>Total 1-12</b>	7262	9212	16474	35726	33737	69463	17179	14450	31629	70569	72158	142727	130736	129557	260293	8046	8144	16190
<b>GTotal</b>	7262	9212	16474	35740	33749	69489	17194	14457	31651	70583	72176	142759	130779	129594	260373	8051	8148	16199

\* Govt. Management Includes Deptt. of Edu., T&W, Local Body, Sanskrit Edu., KGBV, Shiksha Karmi Management, Madarsa Only

\*\* PP : Pre Primary, \*\*\* Minority Enrollment is Included In ALL Category,

**SCHOOL EDUCATION : DISTRICT REPORT CARD 2017-18**

District Name : Pali

District Code : 0820

Class Room/Other Room /Building Status/Facilities (Govt. Management*)													
School Category	Status of Class Rooms						Number of Schools		Building Status				
	Class Rooms	Other Rooms	Sch. Req. Maj. Rep.	Class Req. Maj. Rep.	No. of Sch Req. ACR	No. of ACR Req. in	Library	Computer Room	Own	Rented	Rent Free	No Building	Total
PS Only	2237	557	84	146	16	28	295	0	564	0	7	1	572
UPS	6385	1392	182	350	25	39	700	74	724	0	4	0	728
<b>Total</b>	<b>8622</b>	<b>1949</b>	<b>266</b>	<b>496</b>	<b>41</b>	<b>67</b>	<b>995</b>	<b>74</b>	<b>1288</b>	<b>0</b>	<b>11</b>	<b>1</b>	<b>1300</b>
Secondary	1356	386	25	53	9	21	111	20	117	0	0	0	117
Sr. Secondary	4641	1635	65	196	53	202	331	131	350	0	0	0	350
<b>G.Total</b>	<b>14619</b>	<b>3970</b>	<b>356</b>	<b>745</b>	<b>103</b>	<b>290</b>	<b>1437</b>	<b>225</b>	<b>1755</b>	<b>0</b>	<b>11</b>	<b>1</b>	<b>1767</b>

**Number of Schools (Govt. Own Building)**

School Category	Number of Schools Having Facilities (Govt. Own Building)											
	Total Schools	Single Class room	Single Teacher	Separate Toilets for B & G	Single Toilet	No toilets	Functional Toilet	Hand Wash Facility	Drinking Water	Play ground	No Boundry	
PS Only	564	6	98	564	0	0	561	363	481	226	138	
UPS	724	0	29	724	0	0	721	527	691	335	20	
<b>Total</b>	<b>1288</b>	<b>6</b>	<b>127</b>	<b>1288</b>	<b>0</b>	<b>0</b>	<b>1282</b>	<b>890</b>	<b>1172</b>	<b>561</b>	<b>158</b>	
Secondary	117	0	0	117	0	0	117	81	111	58	4	
Sr. Secondary	350	1	0	350	0	0	348	256	344	270	8	
<b>G.Total</b>	<b>1755</b>	<b>7</b>	<b>127</b>	<b>1755</b>	<b>0</b>	<b>0</b>	<b>1747</b>	<b>1227</b>	<b>1627</b>	<b>889</b>	<b>170</b>	

**Number of Schools (Govt. Own Building)**

School Category	Number of Schools Having Facilities (Govt. Own Building)										
	HM Room Req.**	Electricity	Ramps	B.Wall/ Fencing	Staff room for Teacher	Art & Craft Room	Approach Road To School	Arts Streams School	Science Streams School	Commerce Streams School	Vocational Streams School
PS Only	1	126	425	426	11	0	310	0	0	0	0
UPS	1	657	627	704	86	0	591	0	0	0	0
<b>Total</b>	<b>2</b>	<b>783</b>	<b>1052</b>	<b>1130</b>	<b>97</b>	<b>0</b>	<b>901</b>	<b>0</b>	<b>0</b>	<b>0</b>	<b>0</b>
Secondary	59	116	93	113	33	13	104	0	0	0	2
Sr. Secondary	132	349	313	342	158	135	321	326	61	22	34
<b>G.Total</b>	<b>193</b>	<b>1248</b>	<b>1458</b>	<b>1585</b>	<b>288</b>	<b>148</b>	<b>1326</b>	<b>326</b>	<b>61</b>	<b>22</b>	<b>36</b>

**Enrollment (Agewise)**

**Indicators (%)**

**Number of Schools (Govt.)**

Age Group	Boys	Girls	Total	School Category	PTR (Govt) ***	SCR (Govt) ***	Gender Gap				PTR> 30/35	SCR> 30/35	PTR> 100	SCR> 100
							SC	ST	All	Min.				
Below 6	14356	13171	27527											
6 to 11	101867	90157	192024	PS Only	26	15	6.35	8.56	5.67	4.66	450	29	12	0
11 to 14	55790	47971	103761	UPS	14	24	8.92	12.32	8.32	7.66	27	192	1	7
6 to 14	157657	138128	295785	Elementary	22	21	7.24	9.67	6.63	5.64	477	221	13	7
14 to 16	34510	32839	67349	Secondary	15	43	14.37	22.99	15.07	18.02	4	64	0	9
16 to 18	19012	18748	37760	Sr. Secondary	18	41	19.32	28.49	18.31	22.54	11	106	0	16

\* Govt. Management Includes Deptt. of Education, Local Body, Sanskrit Education and Shiksha Karmi Management Only.

\*\* Remaining Schools Either having HM Room or not required HM Room as per RTE Norms.

\*\*\* PTR and SCR calculated only for Govt Own Management Schools.

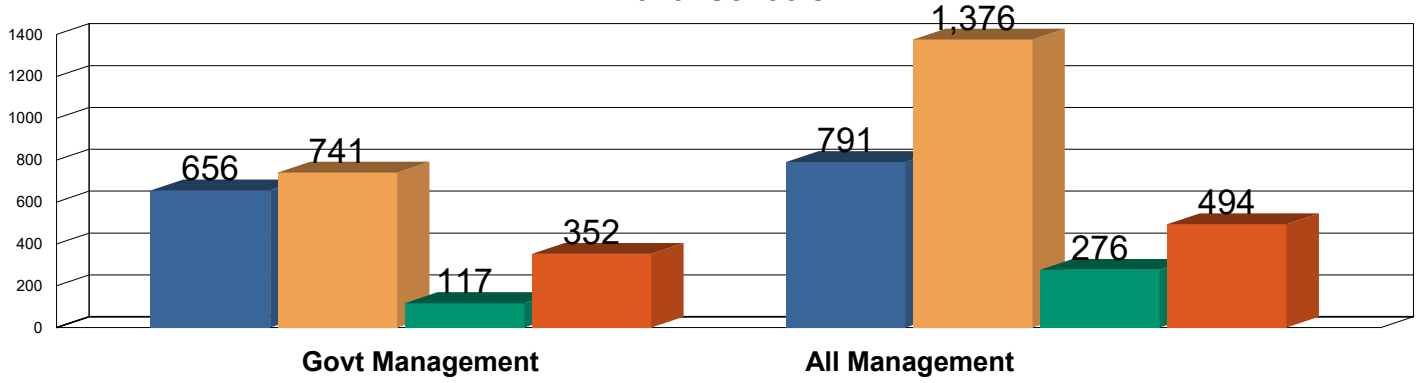
**SCHOOL EDUCATION : DISTRICT REPORT CARD 2017-18**

District Name : **PALI**

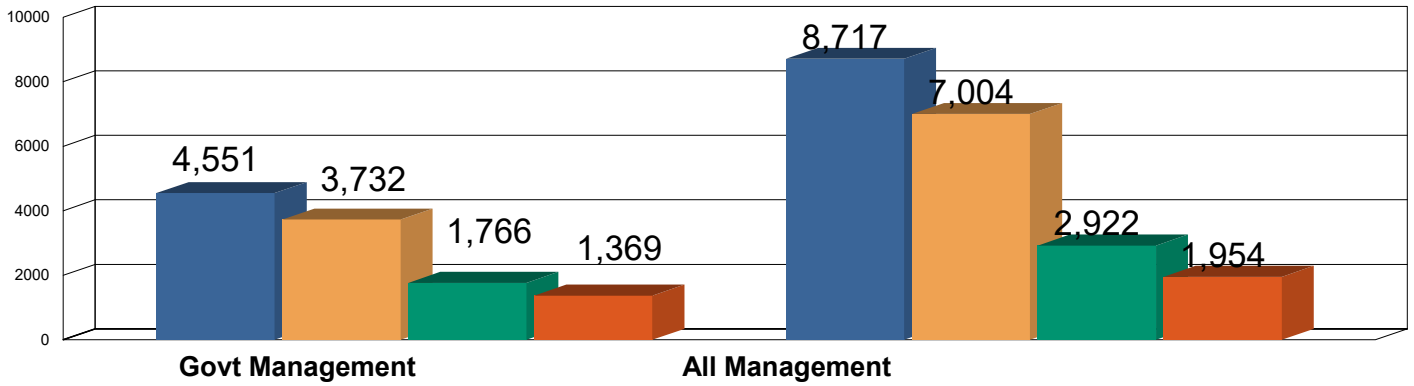
District Code : **0820**

■ PS     
 ■ UPS     
 ■ SEC.     
 ■ SR. SEC

**No. of Schools**

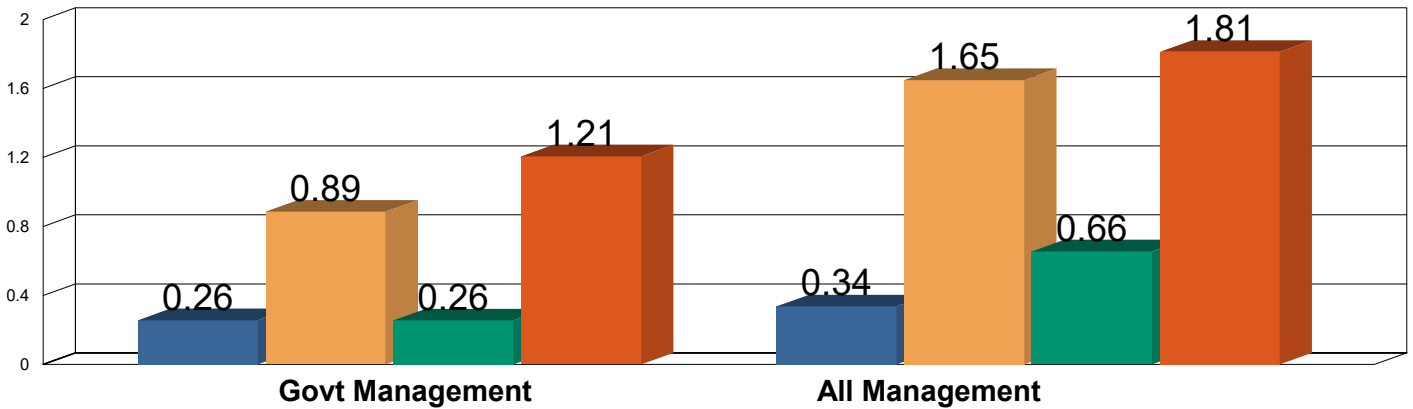


**No. of Teachers**



(Fig. in Lakh)

**Enrollment**



**SCHOOL EDUCATION : DISTRICT REPORT CARD 2017-18**

**District Name : PRATAPGARH (RAJ.)**

**District Code : 0833**

<b>Blocks</b>	5	<b>PEEO/ CRC</b>	169	<b>Total Schools</b>	1894	<b>Total Teachers</b>	7774	<b>Total Enrollment</b>	222775			
<b>Details of school</b>												
Total Number of Schools							No. of Schools by School Type (Govt)					
School Category	Government			Private			Boys	Girls	Co-Ed	Total		
	Urban	Rural	Total	Urban	Rural	Total						
<b>PS</b>	9	1075	<b>1084</b>	10	86	<b>96</b>	0	2	1082	<b>1084</b>		
<b>UPS</b>	11	317	<b>328</b>	19	100	<b>119</b>	0	17	311	<b>328</b>		
<b>Secondary</b>	0	20	<b>20</b>	13	28	<b>41</b>	0	2	18	<b>20</b>		
<b>Sr. Secondar</b>	6	160	<b>166</b>	14	26	<b>40</b>	0	7	159	<b>166</b>		
<b>Total</b>	<b>26</b>	<b>1572</b>	<b>1598</b>	<b>56</b>	<b>240</b>	<b>296</b>	<b>0</b>	<b>28</b>	<b>1570</b>	<b>1598</b>		
<b>Number of Schools By School Category &amp; Management</b>												
School Category	Dept of Edu.	Tribal	Social Welfare	Local Body	Sans. Edu.	SKS	KGBV	Madarsa	Total State Govt School	Ctr. Govt	Private	Grand Total
Primary only with grades 1 to 5	5	226	0	770	4	64	0	15	<b>1084</b>	0	96	<b>1180</b>
Upper Primary with grades 1 to 8	255	0	0	58	8	1	0	2	<b>324</b>	1	118	<b>443</b>
Secondary with grades 1 to 10	20	0	0	0	0	0	0	0	<b>20</b>	0	40	<b>60</b>
Higher Secondary with grades 1 to 12	160	0	0	0	1	0	0	0	<b>161</b>	0	38	<b>199</b>
Upper Primary only with grades 6 to 8	0	0	0	0	0	0	4	0	<b>4</b>	0	0	<b>4</b>
Secondary with grades 6 to 10	0	0	0	0	0	0	0	0	<b>0</b>	0	1	<b>1</b>
Higher Secondary with grades 6 to 12	2	2	0	0	0	0	0	0	<b>4</b>	0	2	<b>6</b>
Higher Secondary with grades 9 to 12	1	0	0	0	0	0	0	0	<b>1</b>	0	0	<b>1</b>
<b>Grand Total</b>	<b>443</b>	<b>228</b>	<b>0</b>	<b>828</b>	<b>13</b>	<b>65</b>	<b>4</b>	<b>17</b>	<b>1598</b>	<b>1</b>	<b>295</b>	<b>1894</b>
<b>Total Number of Teachers</b>												
Classes Taught	Government (State)			Private			Gender Distribution of Teachers (Govt)					
	Male	Female	Total	Male	Female	Total	School Category	Male	Female	Total		
<b>Primary</b>	1942	705	<b>2647</b>	573	653	<b>1226</b>	<b>PS</b>	1211	448	<b>1659</b>		
<b>Upper Primary</b>	1098	290	<b>1388</b>	380	359	<b>739</b>	<b>UPS</b>	1011	345	<b>1356</b>		
<b>Secondary</b>	560	113	<b>673</b>	173	177	<b>350</b>	<b>Secondary</b>	156	20	<b>176</b>		
<b>Sr. Secondar</b>	577	60	<b>637</b>	55	59	<b>114</b>	<b>Sr. Secondary</b>	1799	355	<b>2154</b>		
<b>Total</b>	<b>4177</b>	<b>1168</b>	<b>5345</b>	<b>1181</b>	<b>1248</b>	<b>2429</b>	<b>Total</b>	<b>4177</b>	<b>1168</b>	<b>5345</b>		
<b>Enrollment</b>												
Enrollment of SC/ST (ALL Mgt)	Primary (1-5)	Upper Pri.(6-8)	Sec./Sr. Sec.(9-12)	Total Enrollment School Category Wise***								
% SC Enrollment	5.97	6.87	7.45	School Cat.	Govt.	Pvt.	Urban Govt.	Rural Govt.				
% SC girls to SC Enrollment	47.52	46.87	47.84	<b>PS Only</b>	48516	4261	415	48101				
% ST Enrollment	75.33	70.37	62.48	<b>UPS</b>	45606	12451	1082	44524				
% ST girls to ST Enrollment	47.98	44.83	46.22	<b>Secondary</b>	6338	9306	0	6338				
% Minority Enrollment	2.33	2.48	2.07	<b>Sr. Secondary</b>	71500	15946	3505	67995				
% Min. girls to Min. Enrollment	47.37	48.63	46.35	<b>G.Total</b>	<b>171960</b>	<b>41964</b>	<b>5002</b>	<b>166958</b>				

\* Govt. Management Includes Deptt. of Edu., T&W,Local Body, Sanskrit Edu., KGBV,Shiksha Karmi Management, Madarsa Only

\*\* PP : Pre Primary, \*\*\* This does not include Pre-Primary Enrollment

## SCHOOL EDUCATION : DISTRICT REPORT CARD 2017-18

District Name : Pratapgarh (Raj.)

District Code : 0833

Total Enrollment By All (Govt.* + Pvt.) Management & Class																		
Class	General			SC			ST			OBC			Total			Minority ***		
	Boys	Girls	Total	Boys	Girls	Total	Boys	Girls	Total	Boys	Girls	Total	Boys	Girls	Total	Boys	Girls	Total
<b>**PP</b>	1188	992	2180	631	465	1096	1459	846	2305	1831	1439	3270	5109	3742	8851	437	356	793
<b>I</b>	757	734	1491	771	674	1445	9587	9021	18608	1528	1358	2886	12643	11787	24430	270	270	540
<b>II</b>	805	666	1471	727	708	1435	9533	8687	18220	1463	1372	2835	12528	11433	23961	306	238	544
<b>III</b>	770	732	1502	711	694	1405	9469	8874	18343	1444	1349	2793	12394	11649	24043	308	252	560
<b>IV</b>	712	676	1388	699	583	1282	8231	7578	15809	1462	1350	2812	11104	10187	21291	243	221	464
<b>V</b>	719	649	1368	656	568	1224	7723	6922	14645	1398	1309	2707	10496	9448	19944	265	272	537
<b>Total</b>	3763	3457	7220	3564	3227	6791	44543	41082	85625	7295	6738	14033	59165	54504	113669	1392	1253	2645
<b>I-5</b>																		
<b>VI</b>	729	703	1432	662	549	1211	7183	5906	13089	1474	1289	2763	10048	8447	18495	259	257	516
<b>VII</b>	681	668	1349	663	623	1286	7191	5836	13027	1530	1350	2880	10065	8477	18542	242	222	464
<b>VIII</b>	703	683	1386	714	627	1341	7303	5872	13175	1513	1385	2898	10233	8567	18800	209	193	402
<b>Total</b>	2113	4167	4167	2039	1799	3838	21677	17614	39291	4517	4024	8541	30346	25491	55837	710	672	1382
<b>6-8</b>																		
<b>Total</b>	5876	5511	11387	5603	5026	10629	66220	58696	124916	11812	10762	22574	89511	79995	169506	2102	1925	4027
<b>I-8</b>																		
<b>IX</b>	750	695	1445	683	591	1274	6118	5017	11135	1511	1458	2969	9062	7761	16823	180	171	351
<b>X</b>	539	518	1057	436	428	864	3915	3592	7507	1279	1120	2399	6169	5658	11827	143	126	269
<b>Total</b>	1289	1213	2502	1119	1019	2138	10033	8609	18642	2790	2578	5368	15231	13419	28650	323	297	620
<b>9-10</b>																		
<b>XI</b>	462	419	881	352	314	666	2695	2530	5225	1076	979	2055	4585	4242	8827	109	71	180
<b>XII</b>	404	417	821	255	250	505	2198	1688	3886	850	879	1729	3707	3234	6941	61	58	119
<b>Total</b>	866	836	1702	607	564	1171	4893	4218	9111	1926	1858	3784	8292	7476	15768	170	129	299
<b>Total</b>	2155	2049	4204	1726	1583	3309	14926	12827	27753	4716	4436	9152	23523	20895	44418	493	426	919
<b>Total</b>	8031	7560	15591	7329	6609	13938	81146	71523	152669	16528	15198	31726	113034	100890	213924	2595	2351	4946
<b>GTotal</b>	9219	8552	17771	7960	7074	15034	82605	72369	154974	18359	16637	34996	118143	104632	222775	3032	2707	5739
Total Enrollment By Government Management & Class																		
Class	General			SC			ST			OBC			Total			Minority ***		
	Boys	Girls	Total	Boys	Girls	Total	Boys	Girls	Total	Boys	Girls	Total	Boys	Girls	Total	Boys	Girls	Total
<b>**pp</b>	22	28	50	0	0	0	37	49	86	4	2	6	63	79	142	19	30	49
<b>I</b>	208	257	465	463	424	887	8393	8301	16694	434	525	959	9498	9507	19005	129	147	276
<b>II</b>	244	244	488	425	462	887	8427	8008	16435	450	595	1045	9546	9309	18855	158	127	285
<b>III</b>	240	311	551	460	502	962	8468	8360	16828	521	612	1133	9689	9785	19474	155	153	308
<b>IV</b>	227	272	499	423	411	834	7270	7126	14396	522	634	1156	8442	8443	16885	140	127	267
<b>V</b>	223	304	527	412	399	811	6755	6419	13174	472	617	1089	7862	7739	15601	122	160	282
<b>Total</b>	1142	1388	45925	2183	2198	4381	39313	38214	77527	2399	2983	5382	45037	44783	89820	704	714	1418
<b>VI</b>	247	346	593	406	396	802	6487	5596	12083	599	704	1303	7739	7042	14781	116	174	290
<b>VII</b>	240	370	610	460	494	954	6543	5512	12055	664	781	1445	7907	7157	15064	122	147	269
<b>VIII</b>	275	383	658	556	488	1044	6723	5627	12350	762	874	1636	8316	7372	17823	101	129	230
<b>Total</b>	762	1099	1861	1422	1378	2800	19753	16735	36488	2025	2359	4384	23962	21571	45533	339	450	789
<b>Total</b>	1904	2487	4391	3605	3576	7181	59066	54949	114015	4424	5342	9766	68999	66354	135353	1043	1164	2207
<b>IX</b>	346	364	710	563	521	1084	5673	4786	10459	895	1043	1938	7477	6714	14191	105	104	209
<b>X</b>	227	282	509	326	366	692	3484	3361	6845	692	742	1434	4729	4751	9480	71	72	143
<b>Total</b>	573	646	1219	889	887	1776	9157	8147	17304	1587	1785	3372	12206	11465	23671	176	176	352
<b>XI</b>	246	229	475	298	281	579	2448	2328	4776	698	749	1447	3690	3587	7277	69	46	115
<b>XII</b>	213	231	444	198	216	414	2032	1581	3613	534	654	1188	2977	2682	5659	35	38	73
<b>Total</b>	459	460	919	496	497	993	4480	3909	8389	1232	1403	2635	6667	6269	12936	104	84	188
<b>Total</b>	1032	1106	2138	1385	1384	2769	13637	12056	25693	2819	3188	6007	18873	17734	36607	280	260	540
<b>Total</b>	2936	3593	6529	4990	4960	9950	72703	67005	139708	7243	8530	15773	87872	84088	171960	1323	1424	2747
<b>GTotal</b>	2958	3621	6579	4990	4960	9950	72740	67054	139794	7247	8532	15779	87935	84167	172102	1342	1454	2796

\* Govt. Management Includes Deptt. of Edu., T&W, Local Body, Sanskrit Edu., KGBV, Shiksha Karmi Management, Madarsa Only

\*\* PP : Pre Primary, \*\*\* Minority Enrollment is Included In ALL Category,

## SCHOOL EDUCATION : DISTRICT REPORT CARD 2017-18

District Name : Pratapgarh (Raj.)

District Code : 0833

Class Room/Other Room /Building Status/Facilities (Govt. Management*)													
School Category	Status of Class Rooms						Number of Schools		Building Status				
	Class Rooms	Other Rooms	Sch. Req. Maj. Rep.	Class Req. Maj. Rep.	No. of Sch Req. ACR	No. of ACR Req. in	Library	Computer Room	Own	Rented	Rent Free	No Building	Total
PS Only	2647	366	275	456	47	56	506	0	834	0	4	5	843
UPS	2337	365	155	306	49	107	303	39	322	0	0	0	322
<b>Total</b>	<b>4984</b>	<b>731</b>	<b>430</b>	<b>762</b>	<b>96</b>	<b>163</b>	<b>809</b>	<b>39</b>	<b>1156</b>	<b>0</b>	<b>4</b>	<b>5</b>	<b>1165</b>
Secondary	164	22	8	20	8	20	18	2	20	0	0	0	20
Sr. Secondary	1510	384	46	102	97	529	149	62	164	0	0	0	164
<b>G.Total</b>	<b>6658</b>	<b>1137</b>	<b>484</b>	<b>884</b>	<b>201</b>	<b>712</b>	<b>976</b>	<b>103</b>	<b>1340</b>	<b>0</b>	<b>4</b>	<b>5</b>	<b>1349</b>

### Number of Schools (Govt. Own Building)

School Category	Number of Schools Having Facilities (Govt. Own Building)											
	Total Schools	Single Class room	Single Teacher	Separate Toilets for B & G	Single Toilet	No toilets	Functional Toilet	Hand Wash Facility	Drinking Water	Play ground	No Boundry	
PS Only	834	11	386	834	0	0	832	377	699	353	391	
UPS	322	2	9	322	0	0	322	144	289	181	61	
<b>Total</b>	<b>1156</b>	<b>13</b>	<b>395</b>	<b>1156</b>	<b>0</b>	<b>0</b>	<b>1154</b>	<b>521</b>	<b>988</b>	<b>534</b>	<b>452</b>	
Secondary	20	0	0	20	0	0	20	12	18	12	4	
Sr. Secondary	164	2	0	164	0	0	162	88	157	111	29	
<b>G.Total</b>	<b>1340</b>	<b>15</b>	<b>395</b>	<b>1340</b>	<b>0</b>	<b>0</b>	<b>1336</b>	<b>621</b>	<b>1163</b>	<b>657</b>	<b>485</b>	

### Number of Schools (Govt. Own Building)

School Category	Number of Schools Having Facilities (Govt. Own Building)											
	HM Room Req.**	Electricity	Ramps	B.Wall/ Fencing	Staff room for Teacher	Art & Craft Room	Approach Road To School	Arts Streams School	Science Streams School	Commerce Streams School	Vocational Streams School	
PS Only	2	89	338	443	8	0	455	0	0	0	0	
UPS	18	232	231	261	16	0	279	0	0	0	0	
<b>Total</b>	<b>20</b>	<b>321</b>	<b>569</b>	<b>704</b>	<b>24</b>	<b>0</b>	<b>734</b>	<b>0</b>	<b>0</b>	<b>0</b>	<b>0</b>	
Secondary	13	20	14	16	1	6	19	0	0	0	0	
Sr. Secondary	113	162	117	135	40	95	160	152	27	11	25	
<b>G.Total</b>	<b>146</b>	<b>503</b>	<b>700</b>	<b>855</b>	<b>65</b>	<b>101</b>	<b>913</b>	<b>152</b>	<b>27</b>	<b>11</b>	<b>25</b>	

### Enrollment (Agewise)

### Indicators (%)

### Number of Schools (Govt.)

Age Group	Boys	Girls	Total	School Category	PTR (Govt) ***	SCR (Govt) ***	Gender Gap				PTR> 30/35	SCR> 30/35	PTR> 100	SCR> 100
							SC	ST	All	Min.				
Below 6	5504	5298	10802											
6 to 11	53019	48571	101590	PS Only	34	19	4.96	4.04	4.10	5.26	687	114	24	0
11 to 14	26772	22810	49582	UPS	25	30	6.25	10.34	8.69	2.75	74	123	2	7
6 to 14	79791	71381	151172	Elementary	31	23	5.43	6.02	5.61	4.40	761	237	26	7
14 to 16	13931	13170	27101	Secondary	19	55	4.68	7.64	6.32	4.19	0	12	0	2
16 to 18	8045	7927	15972	Sr. Secondary	20	49	3.67	7.41	5.18	13.71	11	70	0	10

\* Govt. Management Includes Deptt. of Education, Local Body, Sanskrit Education and Shiksha Karmi Management Only.

\*\* Remaining Schools Either having HM Room or not required HM Room as per RTE Norms.

\*\*\* PTR and SCR calculated only for Govt Own Management Schools.

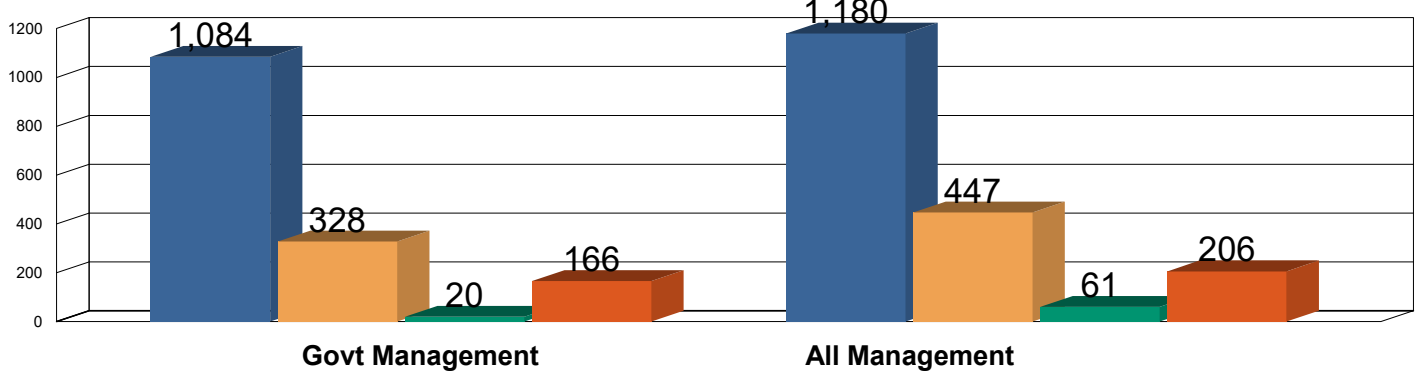
**SCHOOL EDUCATION : DISTRICT REPORT CARD 2017-18**

District Name : PRATAPGARH (RAJ.)

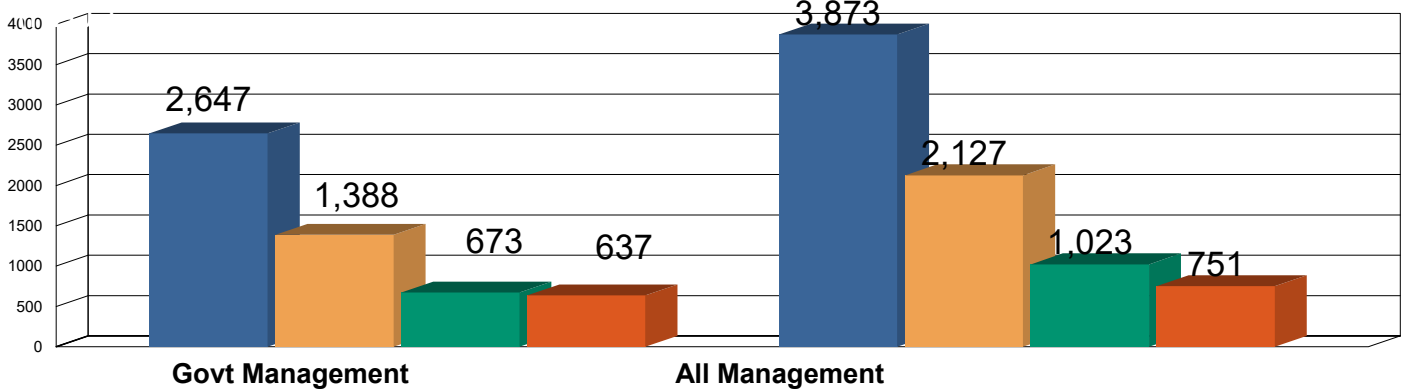
District Code : 0833

■ PS     
 ■ UPS     
 ■ SEC.     
 ■ SR. SEC

**No. of Schools**

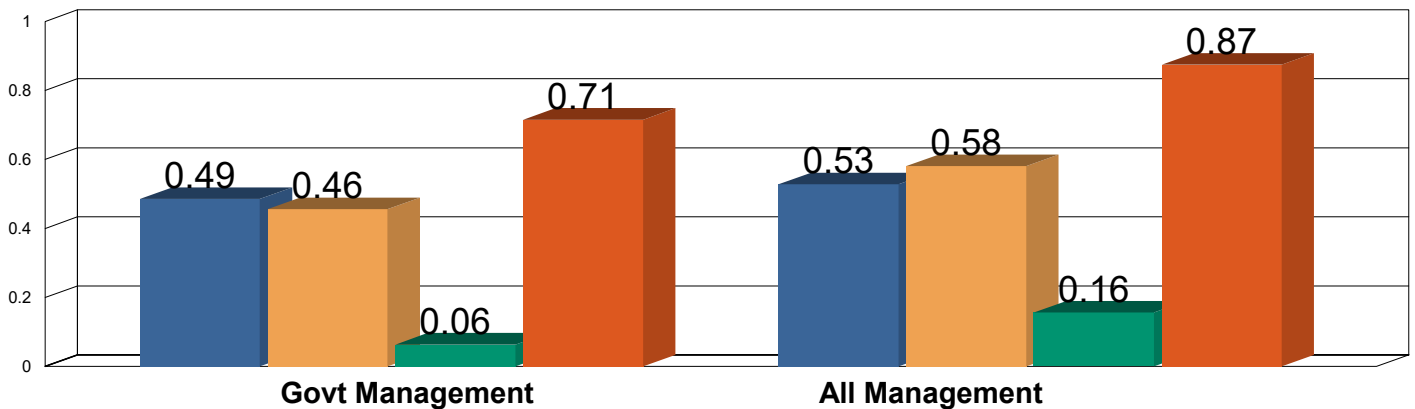


**No. of Teachers**



(Fig. in Lakh)

**Enrollment**





**SCHOOL EDUCATION : DISTRICT REPORT CARD 2017-18**

**District Name : RAJSAMAND**

**District Code : 0825**

Blocks	7	PEEO/ CRC	217	Total Schools	2210	Total Teachers	12487	Total Enrollment	284887			
<b>Details of school</b>												
Total Number of Schools							No. of Schools by School Type (Govt)					
School Category	Government			Private			Boys	Girls	Co-Ed	Total		
	Urban	Rural	Total	Urban	Rural	Total						
PS	18	828	846	20	89	109	0	3	843	846		
UPS	21	540	561	54	232	286	0	20	541	561		
Secondary	4	50	54	30	35	65	0	2	52	54		
Sr. Secondar	14	222	236	30	23	53	0	4	232	236		
<b>Total</b>	<b>57</b>	<b>1640</b>	<b>1697</b>	<b>134</b>	<b>379</b>	<b>513</b>	<b>0</b>	<b>29</b>	<b>1668</b>	<b>1697</b>		
<b>Number of Schools By School Category &amp; Management</b>												
School Category	Dept of Edu.	Tribal	Social Welfare	Local Body	Sans. Edu.	SKS	KGBV	Madarsa	Total State Govt School	Ctr. Govt	Private	Grand Total
Primary only with grades 1 to 5	16	0	0	745	3	76	0	6	846	0	109	955
Upper Primary with grades 1 to 8	478	0	0	55	19	1	0	1	554	0	286	840
Secondary with grades 1 to 10	51	0	0	0	1	0	0	0	52	0	62	114
Higher Secondary with grades 1 to 12	226	0	0	0	1	0	0	0	227	1	48	276
Upper Primary only with grades 6 to 8	0	0	0	0	0	0	7	0	7	0	0	7
Secondary with grades 6 to 10	2	0	0	0	0	0	0	0	2	0	3	5
Higher Secondary with grades 6 to 12	7	0	0	0	1	0	0	0	8	1	3	12
Higher Secondary with grades 9 to 12	1	0	0	0	0	0	0	0	1	0	0	1
<b>Grand Total</b>	<b>781</b>	<b>0</b>	<b>0</b>	<b>800</b>	<b>25</b>	<b>77</b>	<b>7</b>	<b>7</b>	<b>1697</b>	<b>2</b>	<b>511</b>	<b>2210</b>
<b>Total Number of Teachers</b>												
Classes Taught	Government (State)			Private			Gender Distribution of Teachers (Govt)					
	Male	Female	Total	Male	Female	Total	School Category	Male	Female	Total		
Primary	2358	1113	3471	770	1470	2240	PS	1132	433	1565		
Upper Primary	1981	761	2742	554	916	1470	UPS	2171	927	3098		
Secondary	759	260	1019	233	256	489	Secondary	341	140	481		
Sr. Secondar	724	184	908	69	79	148	Sr. Secondary	2178	818	2996		
<b>Total</b>	<b>5822</b>	<b>2318</b>	<b>8140</b>	<b>1626</b>	<b>2721</b>	<b>4347</b>	<b>Total</b>	<b>5822</b>	<b>2318</b>	<b>8140</b>		
<b>Enrollment</b>												
Enrollment of SC/ST (ALL Mgt)	Primary (1-5)	Upper Pri.(6-8)	Sec./Sr. Sec.(9-12)	Total Enrollment School Category Wise***								
% SC Enrollment	13.98	14.33	15.24	School Cat.	Govt.	Pvt.	Urban Govt.	Rural Govt.				
% SC girls to SC Enrollment	46.84	47.53	47.95	PS Only	33290	4559	711	32579				
% ST Enrollment	19.33	13.48	6.39	UPS	67362	26493	2129	65233				
% ST girls to ST Enrollment	47.24	40.44	37.66	Secondary	12323	13262	936	11387				
% Minority Enrollment	2.29	2.34	2.17	Sr. Secondary	82399	21705	7484	74915				
% Min. girls to Min. Enrollment	46.36	49.39	48.16	<b>G.Total</b>	<b>195374</b>	<b>66019</b>	<b>11260</b>	<b>184114</b>				

\* Govt. Management Includes Deptt. of Edu., T&W,Local Body, Sanskrit Edu., KGBV,Shiksha Karmi Management, Madarsa Only

\*\* PP : Pre Primary, \*\*\* This does not include Pre-Primary Enrollment

## SCHOOL EDUCATION : DISTRICT REPORT CARD 2017-18

District Name : **Rajsamand**

District Code : **0825**

### Total Enrollment By All (Govt.\* + Pvt.) Management & Class

Class	General			SC			ST			OBC			Total			Minority ***		
	Boys	Girls	Total	Boys	Girls	Total	Boys	Girls	Total	Boys	Girls	Total	Boys	Girls	Total	Boys	Girls	Total
<b>**PP</b>	3690	2781	6471	2157	1587	3744	665	476	1141	6915	5223	12138	13427	10067	23494	537	476	1013
<b>I</b>	2171	1963	4134	1995	1768	3763	2778	2643	5421	7145	6382	13527	14089	12756	26845	307	238	545
<b>II</b>	2023	1820	3843	1910	1694	3604	2576	2343	4919	7059	6305	13364	13568	12162	25730	330	307	637
<b>III</b>	2164	1870	4034	1989	1817	3806	3028	2665	5693	6884	6340	13224	14065	12692	26757	336	299	635
<b>IV</b>	2108	1893	4001	1901	1616	3517	2534	2228	4762	6807	6044	12851	13350	11781	25131	296	264	560
<b>V</b>	2243	1844	4087	1802	1562	3364	2255	1916	4171	6899	6198	13097	13199	11520	24719	316	262	578
<b>Total 1-5</b>	10709	9390	20099	9597	8457	18054	13171	11795	24966	34794	31269	66063	68271	60911	129182	1585	1370	2955
<b>VI</b>	2267	2001	4268	1820	1689	3509	1998	1431	3429	6774	6187	12961	12859	11308	24167	279	283	562
<b>VII</b>	2313	1966	4279	1815	1656	3471	2039	1388	3427	7038	6420	13458	13205	11430	24635	303	287	590
<b>VIII</b>	2476	2027	4503	1887	1658	3545	1860	1185	3045	7045	6503	13548	13268	11373	24641	286	277	563
<b>Total 6-8</b>	7056	13050	13050	5522	5003	10525	5897	4004	9901	20857	19110	39967	39332	34111	73443	868	847	1715
<b>Total 6-8</b>	17765	15384	33149	15119	13460	28579	19068	15799	34867	55651	50379	106030	107603	95022	202625	2453	2217	4670
<b>IX</b>	2359	1930	4289	1802	1515	3317	1261	774	2035	6948	5618	12566	12370	9837	22207	249	194	443
<b>X</b>	1886	1575	3461	1198	1209	2407	551	328	879	5070	4208	9278	8705	7320	16025	193	186	379
<b>Total 9-10</b>	4245	3505	7750	3000	2724	5724	1812	1102	2914	12018	9826	21844	21075	17157	38232	442	380	822
<b>XI</b>	1447	1231	2678	852	801	1653	299	184	483	3160	2713	5873	5758	4929	10687	109	118	227
<b>XII</b>	1352	1168	2520	809	769	1578	231	129	360	2836	2555	5391	5228	4621	9849	111	117	228
<b>Total 11-12</b>	2799	2399	5198	1661	1570	3231	530	313	843	5996	5268	11264	10986	9550	20536	220	235	455
<b>Total 9-12</b>	7044	5904	12948	4661	4294	8955	2342	1415	3757	18014	15094	33108	32061	26707	58768	662	615	1277
<b>Total 1-12</b>	24809	21288	46097	19780	17754	37534	21410	17214	38624	73665	65473	139138	139664	121729	261393	3115	2832	5947
<b>GTot</b>	28499	24069	52568	21937	19341	41278	22075	17690	39765	80580	70696	151276	153091	131796	284887	3652	3308	6960

### Total Enrollment By Government Management & Class

Class	General			SC			ST			OBC			Total			Minority ***		
	Boys	Girls	Total	Boys	Girls	Total	Boys	Girls	Total	Boys	Girls	Total	Boys	Girls	Total	Boys	Girls	Total
<b>**pp</b>	3	4	7	4	3	7	4	2	6	14	11	25	25	20	45	6	0	6
<b>I</b>	804	856	1660	1265	1199	2464	2553	2489	5042	4423	4399	8822	9045	8943	17988	85	78	163
<b>II</b>	735	832	1567	1254	1198	2452	2347	2201	4548	4461	4525	8986	8797	8756	17553	125	145	270
<b>III</b>	835	898	1733	1304	1334	2638	2807	2539	5346	4547	4709	9256	9493	9480	18973	141	132	273
<b>IV</b>	825	917	1742	1244	1203	2447	2371	2129	4500	4394	4539	8933	8834	8788	17622	121	133	254
<b>V</b>	946	969	1915	1256	1221	2477	2135	1834	3969	4665	4657	9322	9002	8681	17683	142	138	280
<b>Total 1-5</b>	4145	4472	48793	6323	6155	12478	12213	11192	23405	22490	22829	45319	45171	44648	89819	614	626	1240
<b>VI</b>	1098	1186	2284	1365	1411	2776	1901	1378	3279	4879	5017	9896	9243	8992	18235	131	149	280
<b>VII</b>	1248	1296	2544	1433	1409	2842	1916	1334	3250	5290	5370	10660	9887	9409	19296	155	188	343
<b>VIII</b>	1360	1371	2731	1511	1476	2987	1780	1160	2940	5412	5613	11025	10063	9620	19006	147	190	337
<b>Total 6-8</b>	3706	3853	7559	4309	4296	8605	5597	3872	9469	15581	16000	31581	29193	28021	57214	433	527	960
<b>Total 1-8</b>	7851	8325	16176	10632	10451	21083	17810	15064	32874	38071	38829	76900	74364	72669	147033	1047	1153	2200
<b>IX</b>	1569	1427	2996	1553	1365	2918	1204	738	1942	5844	4994	10838	10170	8524	18694	141	136	277
<b>X</b>	1194	1101	2295	983	1079	2062	508	312	820	4025	3628	7653	6710	6120	12830	116	119	235
<b>Total 9-10</b>	2763	2528	5291	2536	2444	4980	1712	1050	2762	9869	8622	18491	16880	14644	31524	257	255	512
<b>XI</b>	1006	902	1908	731	724	1455	272	167	439	2657	2348	5005	4666	4141	8807	72	103	175
<b>XII</b>	897	838	1735	700	694	1394	207	115	322	2368	2191	4559	4172	3838	8010	85	92	177
<b>Total 11-12</b>	1903	1740	3643	1431	1418	2849	479	282	761	5025	4539	9564	8838	7979	16817	157	195	352
<b>Total 9-12</b>	4666	4268	8934	3967	3862	7829	2191	1332	3523	14894	13161	28055	25718	22623	48341	414	450	864
<b>Total 1-12</b>	12517	12593	25110	14599	14313	28912	20001	16396	36397	52965	51990	104955	100082	95292	195374	1461	1603	3064
<b>GTot</b>	12520	12597	25117	14603	14316	28919	20005	16398	36403	52979	52001	104980	100107	95312	195419	1467	1603	3070

\* Govt. Management Includes Deptt. of Edu., T&W, Local Body, Sanskrit Edu., KGBV, Shiksha Karmi Management, Madarsa Only

\*\* PP : Pre Primary, \*\*\* Minority Enrollment is Included In ALL Category,

**SCHOOL EDUCATION : DISTRICT REPORT CARD 2017-18**

District Name : Rajsamand

District Code : 0825

Class Room/Other Room /Building Status/Facilities (Govt. Management*)													
School Category	Status of Class Rooms						Number of Schools		Building Status				
	Class Rooms	Other Rooms	Sch. Req. Maj. Rep.	Class Req. Maj. Rep.	No. of Sch Req. ACR	No. of ACR Req. in	Library	Computer Room	Own	Rented	Rent Free	No Building	Total
PS Only	3017	768	186	307	4	5	271	0	837	0	3	0	840
UPS	4582	1113	159	312	14	17	531	35	553	0	0	0	553
<b>Total</b>	<b>7599</b>	<b>1881</b>	<b>345</b>	<b>619</b>	<b>18</b>	<b>22</b>	<b>802</b>	<b>35</b>	<b>1390</b>	<b>0</b>	<b>3</b>	<b>0</b>	<b>1393</b>
Secondary	548	143	13	30	6	13	51	13	54	0	0	0	54
Sr. Secondary	3093	1057	63	158	43	160	221	90	236	0	0	0	236
<b>G.Total</b>	<b>11240</b>	<b>3081</b>	<b>421</b>	<b>807</b>	<b>67</b>	<b>195</b>	<b>1074</b>	<b>138</b>	<b>1680</b>	<b>0</b>	<b>3</b>	<b>0</b>	<b>1683</b>

**Number of Schools (Govt. Own Building)**

School Category	Number of Schools Having Facilities (Govt. Own Building)											
	Total Schools	Single Class room	Single Teacher	Separate Toilets for B & G	Single Toilet	No toilets	Functional Toilet	Hand Wash Facility	Drinking Water	Play ground	No Boundry	
PS Only	837	1	189	837	0	0	837	553	726	473	215	
UPS	553	0	13	553	0	0	553	412	525	427	26	
<b>Total</b>	<b>1390</b>	<b>1</b>	<b>202</b>	<b>1390</b>	<b>0</b>	<b>0</b>	<b>1390</b>	<b>965</b>	<b>1251</b>	<b>900</b>	<b>241</b>	
Secondary	54	0	0	54	0	0	53	32	46	31	1	
Sr. Secondary	236	2	0	236	0	0	236	170	227	168	22	
<b>G.Total</b>	<b>1680</b>	<b>3</b>	<b>202</b>	<b>1680</b>	<b>0</b>	<b>0</b>	<b>1679</b>	<b>1167</b>	<b>1524</b>	<b>1099</b>	<b>264</b>	

**Number of Schools (Govt. Own Building)**

School Category	Number of Schools Having Facilities (Govt. Own Building)											
	HM Room Req.**	Electricity	Ramps	B.Wall/ Fencing	Staff room for Teacher	Art & Craft Room	Approach Road To School	Arts Streams School	Science Streams School	Commerce Streams School	Vocational Streams School	
PS Only	0	252	512	622	7	0	601	0	0	0	0	
UPS	6	527	504	527	11	0	492	0	0	0	0	
<b>Total</b>	<b>6</b>	<b>779</b>	<b>1016</b>	<b>1149</b>	<b>18</b>	<b>0</b>	<b>1093</b>	<b>0</b>	<b>0</b>	<b>0</b>	<b>0</b>	
Secondary	24	54	33	53	13	8	51	0	0	0	2	
Sr. Secondary	109	234	156	214	86	106	227	219	41	20	33	
<b>G.Total</b>	<b>139</b>	<b>1067</b>	<b>1205</b>	<b>1416</b>	<b>117</b>	<b>114</b>	<b>1371</b>	<b>219</b>	<b>41</b>	<b>20</b>	<b>35</b>	

**Enrollment (Agewise)**

**Indicators (%)**

**Number of Schools (Govt.)**

Age Group	Boys	Girls	Total	School Category	PTR (Govt) ***	SCR (Govt) ***	Gender Gap				PTR> 30/35	SCR> 30/35	PTR> 100	SCR> 100
							SC	ST	All	Min.				
Below 6	6246	5970	12216											
6 to 11	60996	54442	115438	PS Only	26	15	6.31	5.51	5.70	7.28	417	29	13	0
11 to 14	34078	29416	63494	UPS	15	20	4.93	19.12	7.11	1.22	11	36	0	0
6 to 14	95074	83858	178932	Elementary	22	18	5.80	9.38	6.21	5.05	428	65	13	0
14 to 16	20273	19286	39559	Secondary	18	50	4.82	24.37	10.25	7.54	4	33	0	7
16 to 18	11482	11375	22857	Sr. Secondary	19	43	2.82	25.74	6.99	-3.30	9	76	3	10

\* Govt. Management Includes Deptt. of Education, Local Body, Sanskrit Education and Shiksha Karmi Management Only.

\*\* Remaining Schools Either having HM Room or not required HM Room as per RTE Norms.

\*\*\* PTR and SCR calculated only for Govt Own Management Schools.

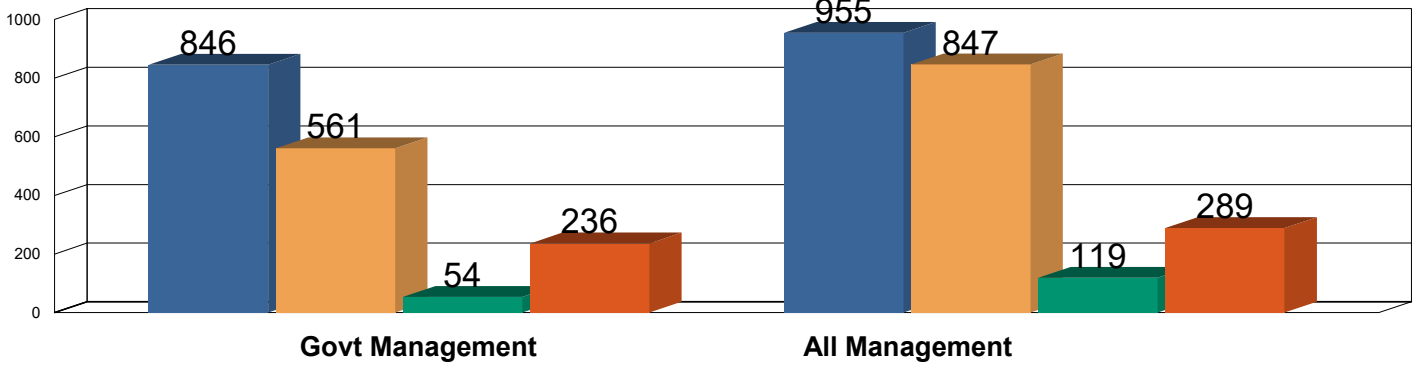
**SCHOOL EDUCATION : DISTRICT REPORT CARD 2017-18**

District Name : **RAJSAMAND**

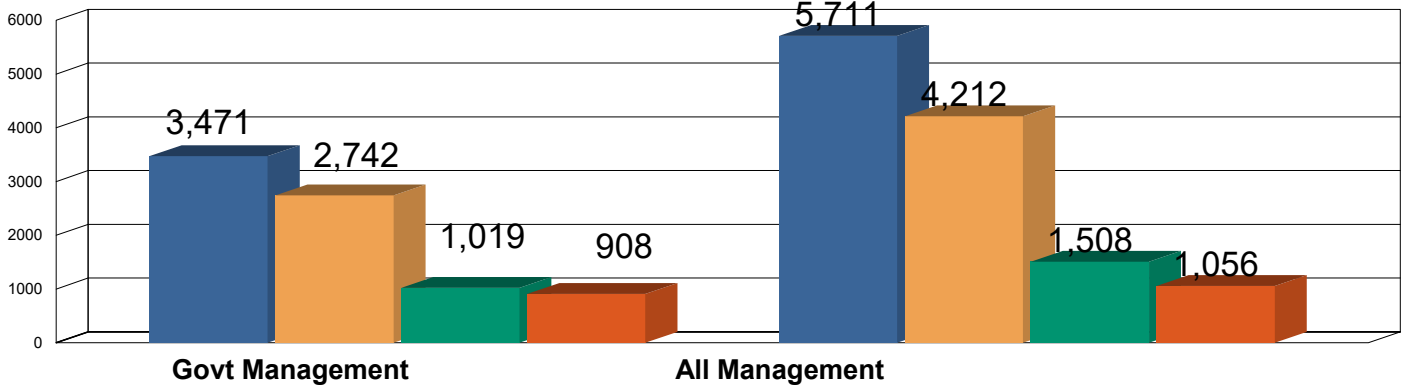
District Code : **0825**

■ PS     
 ■ UPS     
 ■ SEC.     
 ■ SR. SEC

**No. of Schools**

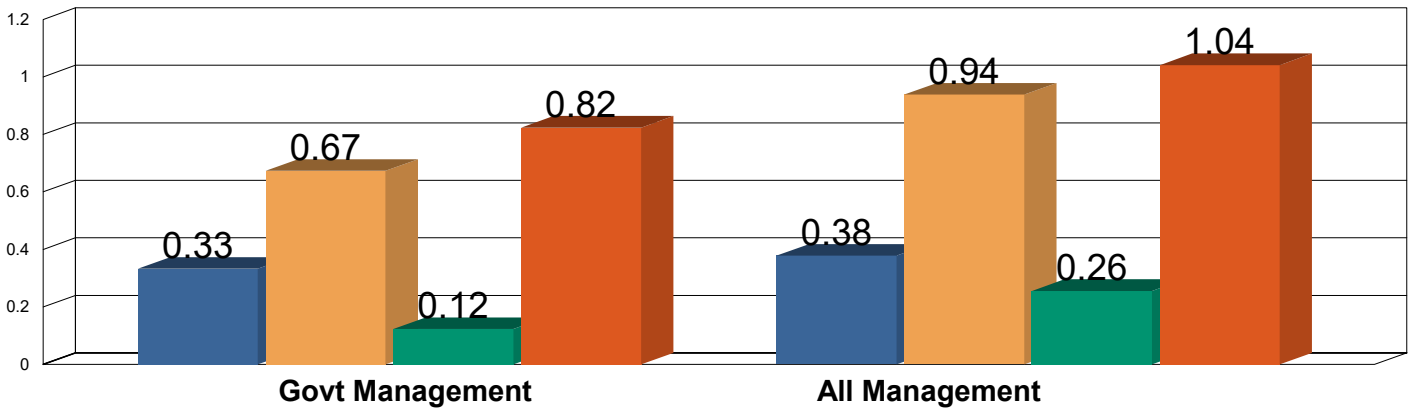


**No. of Teachers**



(Fig. in Lakh)

**Enrollment**



**SCHOOL EDUCATION : DISTRICT REPORT CARD 2017-18**

**District Name : SAWAI MADHOPUR**

**District Code : 0810**

Blocks	6	PEEO/ CRC	209	Total Schools	2031	Total Teachers	14232	Total Enrollment	347564			
<b>Details of school</b>												
Total Number of Schools							No. of Schools by School Type (Govt)					
School Category	Government			Private			Boys	Girls	Co-Ed	Total		
	Urban	Rural	Total	Urban	Rural	Total						
PS	36	543	579	14	49	63	0	0	579	579		
UPS	17	311	328	92	251	343	0	13	315	328		
Secondary	7	73	80	92	128	220	0	1	79	80		
Sr. Secondar	11	207	218	103	97	200	0	6	212	218		
<b>Total</b>	<b>71</b>	<b>1134</b>	<b>1205</b>	<b>301</b>	<b>525</b>	<b>826</b>	<b>0</b>	<b>20</b>	<b>1185</b>	<b>1205</b>		
<b>Number of Schools By School Category &amp; Management</b>												
School Category	Dept of Edu.	Tribal	Social Welfare	Local Body	Sans. Edu.	SKS	KGBV	Madarsa	Total State Govt School	Ctr. Govt	Private	Grand Total
Primary only with grades 1 to 5	3	0	0	411	20	26	0	119	579	0	63	642
Upper Primary with grades 1 to 8	290	0	0	8	14	0	0	10	322	0	343	665
Secondary with grades 1 to 10	71	0	0	0	8	0	0	1	80	0	212	292
Higher Secondary with grades 1 to 12	200	0	0	0	4	0	0	5	209	3	176	388
Upper Primary only with grades 6 to 8	0	0	0	0	0	0	6	0	6	0	0	6
Secondary with grades 6 to 10	0	0	0	0	0	0	0	0	0	0	8	8
Higher Secondary with grades 6 to 12	7	1	0	0	1	0	0	0	9	1	17	27
Higher Secondary with grades 9 to 12	0	0	0	0	0	0	0	0	0	0	3	3
<b>Grand Total</b>	<b>571</b>	<b>1</b>	<b>0</b>	<b>419</b>	<b>47</b>	<b>26</b>	<b>6</b>	<b>135</b>	<b>1205</b>	<b>4</b>	<b>822</b>	<b>2031</b>
<b>Total Number of Teachers</b>												
Classes Taught	Government (State)			Private			Gender Distribution of Teachers (Govt)					
	Male	Female	Total	Male	Female	Total	School Category	Male	Female	Total		
Primary	2218	681	2899	2052	1031	3083	PS	1024	236	1260		
Upper Primary	1322	349	1671	1753	609	2362	UPS	1266	380	1646		
Secondary	1063	280	1343	1016	337	1353	Secondary	602	209	811		
Sr. Secondar	742	228	970	395	156	551	Sr. Secondary	2453	713	3166		
<b>Total</b>	<b>5345</b>	<b>1538</b>	<b>6883</b>	<b>5216</b>	<b>2133</b>	<b>7349</b>	<b>Total</b>	<b>5345</b>	<b>1538</b>	<b>6883</b>		
<b>Enrollment</b>												
Enrollment of SC/ST (ALL Mgt)	Primary (1-5)	Upper Pri.(6-8)	Sec./Sr. Sec.(9-12)	Total Enrollment School Category Wise***								
% SC Enrollment	23.13	21.71	19.62	School Cat.	Govt.	Pvt.	Urban Govt.	Rural Govt.				
% SC girls to SC Enrollment	47.57	45.96	39.55	PS Only	24825	4159	2618	22207				
% ST Enrollment	19.36	22.57	27.04	UPS	35499	40143	2540	32959				
% ST girls to ST Enrollment	46.51	44.93	42.64	Secondary	18611	46495	1766	16845				
% Minority Enrollment	15.24	12.02	9.49	Sr. Secondary	74670	77169	7628	67042				
% Min. girls to Min. Enrollment	47.10	45.52	40.98	G.Total	153605	167966	14552	139053				

\* Govt. Management Includes Deptt. of Edu., T&W,Local Body, Sanskrit Edu., KGBV,Shiksha Karmi Management, Madarsa Only

\*\* PP : Pre Primary, \*\*\* This does not include Pre-Primary Enrollment

**SCHOOL EDUCATION : DISTRICT REPORT CARD 2017-18**

District Name : **Sawai Madhopur**

District Code : **0810**

Total Enrollment By All (Govt.* + Pvt.) Management & Class																		
Class	General			SC			ST			OBC			Total			Minority ***		
	Boys	Girls	Total	Boys	Girls	Total	Boys	Girls	Total	Boys	Girls	Total	Boys	Girls	Total	Boys	Girls	Total
<b>**PP</b>	2574	1964	4538	2948	2166	5114	2982	1731	4713	6810	4818	11628	15314	10679	25993	2490	1699	4189
<b>I</b>	1647	1397	3044	4131	3745	7876	3366	2860	6226	8669	7857	16526	17813	15859	33672	2739	2391	5130
<b>II</b>	1578	1377	2955	3987	3706	7693	3226	2799	6025	8388	7253	15641	17179	15135	32314	2715	2396	5111
<b>III</b>	1509	1342	2851	3942	3602	7544	3221	2977	6198	7915	7381	15296	16587	15302	31889	2549	2391	4940
<b>IV</b>	1546	1268	2814	3471	3198	6669	3089	2761	5850	7488	6745	14233	15594	13972	29566	2406	2153	4559
<b>V</b>	1565	1271	2836	3179	2726	5905	3078	2495	5573	6724	5801	12525	14546	12293	26839	2027	1742	3769
<b>Total</b>	<b>7845</b>	<b>6655</b>	<b>14500</b>	<b>18710</b>	<b>16977</b>	<b>35687</b>	<b>15980</b>	<b>13892</b>	<b>29872</b>	<b>39184</b>	<b>35037</b>	<b>74221</b>	<b>81719</b>	<b>72561</b>	<b>154280</b>	<b>12436</b>	<b>11073</b>	<b>23509</b>
<b>1-5</b>																		
<b>VI</b>	1457	1172	2629	3109	2700	5809	3240	2525	5765	6406	5505	11911	14212	11902	26114	1709	1492	3201
<b>VII</b>	1524	1245	2769	3035	2515	5550	3190	2573	5763	6459	5222	11681	14208	11555	25763	1711	1452	3163
<b>VIII</b>	1657	1261	2918	3161	2699	5860	3426	2944	6370	6853	5427	12280	15097	12331	27428	1774	1396	3170
<b>Total</b>	<b>4638</b>	<b>8316</b>	<b>8316</b>	<b>9305</b>	<b>7914</b>	<b>17219</b>	<b>9856</b>	<b>8042</b>	<b>17898</b>	<b>19718</b>	<b>16154</b>	<b>35872</b>	<b>43517</b>	<b>35788</b>	<b>79305</b>	<b>5194</b>	<b>4340</b>	<b>9534</b>
<b>6-8</b>																		
<b>Total</b>	<b>12483</b>	<b>10333</b>	<b>22816</b>	<b>28015</b>	<b>24891</b>	<b>52906</b>	<b>25836</b>	<b>21934</b>	<b>47770</b>	<b>58902</b>	<b>51191</b>	<b>110093</b>	<b>125236</b>	<b>108349</b>	<b>233585</b>	<b>17630</b>	<b>15413</b>	<b>33043</b>
<b>1-8</b>																		
<b>IX</b>	1498	1210	2708	3259	2522	5781	3444	3043	6487	6492	4845	11337	14693	11620	26313	1501	1085	2586
<b>X</b>	1503	1187	2690	2911	1948	4859	3633	2807	6440	6174	4245	10419	14221	10187	24408	1429	1082	2511
<b>Total</b>	<b>3001</b>	<b>2397</b>	<b>5398</b>	<b>6170</b>	<b>4470</b>	<b>10640</b>	<b>7077</b>	<b>5850</b>	<b>12927</b>	<b>12666</b>	<b>9090</b>	<b>21756</b>	<b>28914</b>	<b>21807</b>	<b>50721</b>	<b>2930</b>	<b>2167</b>	<b>5097</b>
<b>9-10</b>																		
<b>XI</b>	1447	1011	2458	2148	1264	3412	3231	2266	5497	4916	2767	7683	11742	7308	19050	1031	657	1688
<b>XII</b>	1478	1070	2548	2116	1093	3209	3339	2030	5369	4651	2438	7089	11584	6631	18215	965	596	1561
<b>Total</b>	<b>2925</b>	<b>2081</b>	<b>5006</b>	<b>4264</b>	<b>2357</b>	<b>6621</b>	<b>6570</b>	<b>4296</b>	<b>10866</b>	<b>9567</b>	<b>5205</b>	<b>14772</b>	<b>23326</b>	<b>13939</b>	<b>37265</b>	<b>1996</b>	<b>1253</b>	<b>3249</b>
<b>Total</b>	<b>5926</b>	<b>4478</b>	<b>10404</b>	<b>10434</b>	<b>6827</b>	<b>17261</b>	<b>13647</b>	<b>10146</b>	<b>23793</b>	<b>22233</b>	<b>14295</b>	<b>36528</b>	<b>52240</b>	<b>35746</b>	<b>87986</b>	<b>4926</b>	<b>3420</b>	<b>8346</b>
<b>Total</b>	<b>18409</b>	<b>14811</b>	<b>33220</b>	<b>38449</b>	<b>31718</b>	<b>70167</b>	<b>39483</b>	<b>32080</b>	<b>71563</b>	<b>81135</b>	<b>65486</b>	<b>146621</b>	<b>177476</b>	<b>144095</b>	<b>321571</b>	<b>22556</b>	<b>18833</b>	<b>41389</b>
<b>GTot</b>	<b>20983</b>	<b>16775</b>	<b>37758</b>	<b>41397</b>	<b>33884</b>	<b>75281</b>	<b>42465</b>	<b>33811</b>	<b>76276</b>	<b>87945</b>	<b>70304</b>	<b>158249</b>	<b>192790</b>	<b>154774</b>	<b>347564</b>	<b>25046</b>	<b>20532</b>	<b>45578</b>

Total Enrollment By Government Management & Class																		
Class	General			SC			ST			OBC			Total			Minority ***		
	Boys	Girls	Total	Boys	Girls	Total	Boys	Girls	Total	Boys	Girls	Total	Boys	Girls	Total	Boys	Girls	Total
<b>**pp</b>	48	58	106	2	4	6	1	2	3	358	345	703	409	409	818	387	377	764
<b>I</b>	326	375	701	2337	2497	4834	1181	1550	2731	4278	4834	9112	8122	9256	17378	1496	1507	3003
<b>II</b>	307	366	673	2131	2454	4585	1126	1559	2685	4018	4427	8445	7582	8806	16388	1556	1490	3046
<b>III</b>	297	357	654	2191	2519	4710	999	1695	2694	3606	4578	8184	7093	9149	16242	1415	1536	2951
<b>IV</b>	281	334	615	1768	2125	3893	818	1532	2350	3188	4038	7226	6055	8029	14084	1266	1352	2618
<b>V</b>	229	291	520	1625	1811	3436	761	1353	2114	2712	3472	6184	5327	6927	12254	968	1031	1999
<b>Total</b>	<b>1440</b>	<b>1723</b>	<b>43607</b>	<b>10052</b>	<b>11406</b>	<b>21458</b>	<b>4885</b>	<b>7689</b>	<b>12574</b>	<b>17802</b>	<b>21349</b>	<b>39151</b>	<b>34179</b>	<b>42167</b>	<b>76346</b>	<b>6701</b>	<b>6916</b>	<b>13617</b>
<b>VI</b>	218	289	507	1617	1898	3515	855	1494	2349	2300	3192	5492	4990	6873	11863	551	692	1243
<b>VII</b>	250	341	591	1597	1829	3426	881	1578	2459	2395	3156	5551	5123	6904	12027	607	729	1336
<b>VIII</b>	291	400	691	1740	2046	3786	993	1895	2888	2646	3424	6070	5670	7765	14926	623	662	1285
<b>Total</b>	<b>759</b>	<b>1030</b>	<b>1789</b>	<b>4954</b>	<b>5773</b>	<b>10727</b>	<b>2729</b>	<b>4967</b>	<b>7696</b>	<b>7341</b>	<b>9772</b>	<b>17113</b>	<b>15783</b>	<b>21542</b>	<b>37325</b>	<b>1781</b>	<b>2083</b>	<b>3864</b>
<b>Total</b>	<b>2199</b>	<b>2753</b>	<b>4952</b>	<b>15006</b>	<b>17179</b>	<b>32185</b>	<b>7614</b>	<b>12656</b>	<b>20270</b>	<b>25143</b>	<b>31121</b>	<b>56264</b>	<b>49962</b>	<b>63709</b>	<b>113671</b>	<b>8482</b>	<b>8999</b>	<b>17481</b>
<b>IX</b>	267	418	685	1947	1944	3891	1072	2152	3224	2667	3173	5840	5953	7687	13640	487	509	996
<b>X</b>	185	374	559	1402	1350	2752	837	1757	2594	1838	2420	4258	4262	5901	10163	303	439	742
<b>Total</b>	<b>452</b>	<b>792</b>	<b>1244</b>	<b>3349</b>	<b>3294</b>	<b>6643</b>	<b>1909</b>	<b>3909</b>	<b>5818</b>	<b>4505</b>	<b>5593</b>	<b>10098</b>	<b>10215</b>	<b>13588</b>	<b>23803</b>	<b>790</b>	<b>948</b>	<b>1738</b>
<b>XI</b>	258	335	593	1257	881	2138	1057	1393	2450	2089	1579	3668	4661	4188	8849	237	232	469
<b>XII</b>	226	322	548	1064	744	1808	813	1141	1954	1705	1267	2972	3808	3474	7282	226	199	425
<b>Total</b>	<b>484</b>	<b>657</b>	<b>1141</b>	<b>2321</b>	<b>1625</b>	<b>3946</b>	<b>1870</b>	<b>2534</b>	<b>4404</b>	<b>3794</b>	<b>2846</b>	<b>6640</b>	<b>8469</b>	<b>7662</b>	<b>16131</b>	<b>463</b>	<b>431</b>	<b>894</b>
<b>Total</b>	<b>936</b>	<b>1449</b>	<b>2385</b>	<b>5670</b>	<b>4919</b>	<b>10589</b>	<b>3779</b>	<b>6443</b>	<b>10222</b>	<b>8299</b>	<b>8439</b>	<b>16738</b>	<b>18684</b>	<b>21250</b>	<b>39934</b>	<b>1253</b>	<b>1379</b>	<b>2632</b>
<b>Total</b>	<b>3135</b>	<b>4202</b>	<b>7337</b>	<b>20676</b>	<b>22098</b>	<b>42774</b>	<b>11393</b>	<b>19099</b>	<b>30492</b>	<b>33442</b>	<b>39560</b>	<b>73002</b>	<b>68646</b>	<b>84959</b>	<b>153605</b>	<b>9735</b>	<b>10378</b>	<b>20113</b>
<b>GTot</b>	<b>3183</b>	<b>4260</b>	<b>7443</b>	<b>20678</b>	<b>22102</b>	<b>42780</b>	<b>11394</b>	<b>19101</b>	<b>30495</b>	<b>33800</b>	<b>39905</b>	<b>73705</b>	<b>69055</b>	<b>85368</b>	<b>154423</b>	<b>10122</b>	<b>10755</b>	<b>20877</b>

\* Govt. Management Includes Deptt. of Edu., T&W, Local Body, Sanskrit Edu., KGBV, Shiksha Karmi Management, Madarsa Only

\*\* PP : Pre Primary, \*\*\* Minority Enrollment is Included In ALL Category,

## SCHOOL EDUCATION : DISTRICT REPORT CARD 2017-18

District Name : Sawai Madhopur

District Code : 0810

Class Room/Other Room /Building Status/Facilities (Govt. Management*)													
School Category	Status of Class Rooms						Number of Schools		Building Status				
	Class Rooms	Other Rooms	Sch. Req. Maj. Rep.	Class Req. Maj. Rep.	No. of Sch Req. ACR	No. of ACR Req. in	Library	Computer Room	Own	Rented	Rent Free	No Building	Total
PS Only	1985	548	143	264	13	17	363	0	456	0	4	0	460
UPS	2628	626	118	262	16	31	306	51	312	0	0	0	312
<b>Total</b>	<b>4613</b>	<b>1174</b>	<b>261</b>	<b>526</b>	<b>29</b>	<b>48</b>	<b>669</b>	<b>51</b>	<b>768</b>	<b>0</b>	<b>4</b>	<b>0</b>	<b>772</b>
Secondary	799	245	30	77	15	38	77	13	79	0	0	0	79
Sr. Secondary	2662	917	71	212	44	164	206	75	212	0	0	0	212
<b>G.Total</b>	<b>8074</b>	<b>2336</b>	<b>362</b>	<b>815</b>	<b>88</b>	<b>250</b>	<b>952</b>	<b>139</b>	<b>1059</b>	<b>0</b>	<b>4</b>	<b>0</b>	<b>1063</b>

### Number of Schools (Govt. Own Building)

School Category	Number of Schools Having Facilities (Govt. Own Building)											
	Total Schools	Single Class room	Single Teacher	Separate Toilets for B & G	Single Toilet	No toilets	Functional Toilet	Hand Wash Facility	Drinking Water	Play ground	No Boundry	
PS Only	456	13	72	456	0	0	451	259	365	166	66	
UPS	312	0	2	312	0	0	310	190	274	117	15	
<b>Total</b>	<b>768</b>	<b>13</b>	<b>74</b>	<b>768</b>	<b>0</b>	<b>0</b>	<b>761</b>	<b>449</b>	<b>639</b>	<b>283</b>	<b>81</b>	
Secondary	79	0	0	79	0	0	78	54	69	45	4	
Sr. Secondary	212	0	0	212	0	0	210	144	198	124	9	
<b>G.Total</b>	<b>1059</b>	<b>13</b>	<b>74</b>	<b>1059</b>	<b>0</b>	<b>0</b>	<b>1049</b>	<b>647</b>	<b>906</b>	<b>452</b>	<b>94</b>	

### Number of Schools (Govt. Own Building)

School Category	Number of Schools Having Facilities (Govt. Own Building)										
	HM Room Req.**	Electricity	Ramps	B.Wall/ Fencing	Staff room for Teacher	Art & Craft Room	Approach Road To School	Arts Streams School	Science Streams School	Commerce Streams School	Vocational Streams School
PS Only	0	170	353	390	7	0	263	0	0	0	0
UPS	0	274	283	297	10	0	241	0	0	0	0
<b>Total</b>	<b>0</b>	<b>444</b>	<b>636</b>	<b>687</b>	<b>17</b>	<b>0</b>	<b>504</b>	<b>0</b>	<b>0</b>	<b>0</b>	<b>0</b>
Secondary	32	78	50	75	7	10	69	0	0	0	2
Sr. Secondary	102	211	150	203	45	76	202	193	27	13	33
<b>G.Total</b>	<b>134</b>	<b>733</b>	<b>836</b>	<b>965</b>	<b>69</b>	<b>86</b>	<b>775</b>	<b>193</b>	<b>27</b>	<b>13</b>	<b>35</b>

### Enrollment (Agewise)

### Indicators (%)

### Number of Schools (Govt.)

Age Group	Boys	Girls	Total	School Category	PTR (Govt) ***	SCR (Govt) ***	Gender Gap				PTR> 30/35	SCR> 30/35	PTR> 100	SCR> 100
							SC	ST	All	Min.				
Below 6	9086	8005	17091											
6 to 11	73579	64183	137762	PS Only	26	14	4.86	6.99	5.94	5.80	269	29	7	0
11 to 14	36426	31059	67485	UPS	14	19	8.08	10.14	9.75	8.96	16	29	2	0
6 to 14	110005	95242	205247	Elementary	23	17	5.90	8.17	7.23	6.71	285	58	9	0
14 to 16	27186	26328	53514	Secondary	11	43	15.98	9.49	14.01	14.97	0	36	0	0
16 to 18	16532	16371	32903	Sr. Secondary	17	46	28.80	20.93	25.19	22.87	6	74	0	10

\* Govt. Management Includes Deptt. of Education, Local Body, Sanskrit Education and Shiksha Karmi Management Only.

\*\* Remaining Schools Either having HM Room or not required HM Room as per RTE Norms.

\*\*\* PTR and SCR calculated only for Govt Own Management Schools.

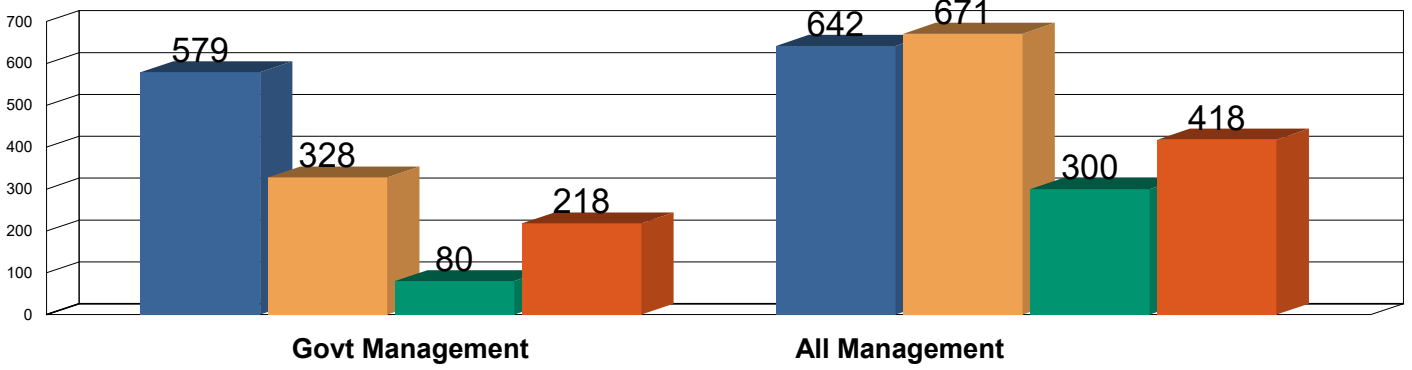
**SCHOOL EDUCATION : DISTRICT REPORT CARD 2017-18**

District Name : **SAWAI MADHOPUR**

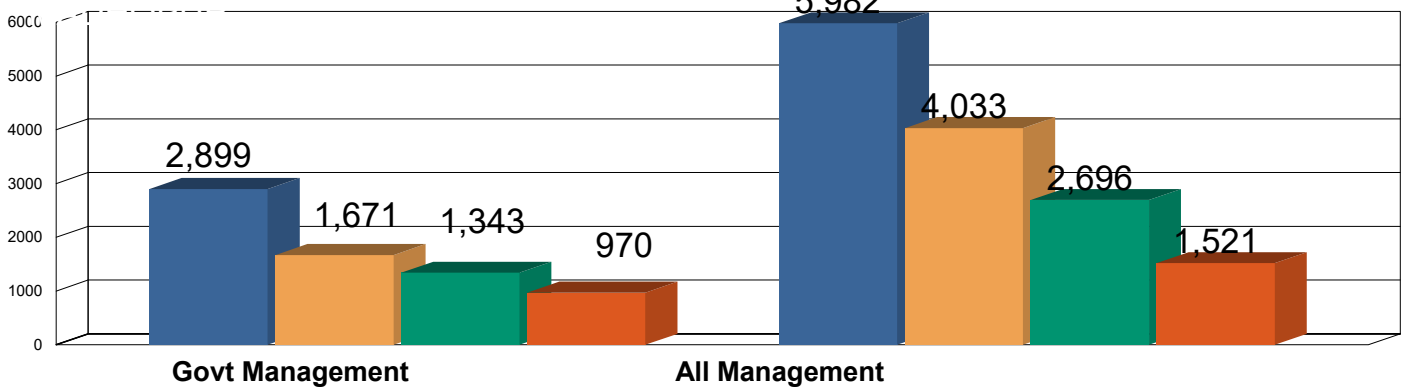
District Code : **0810**

■ PS     
 ■ UPS     
 ■ SEC.     
 ■ SR. SEC

**No. of Schools**

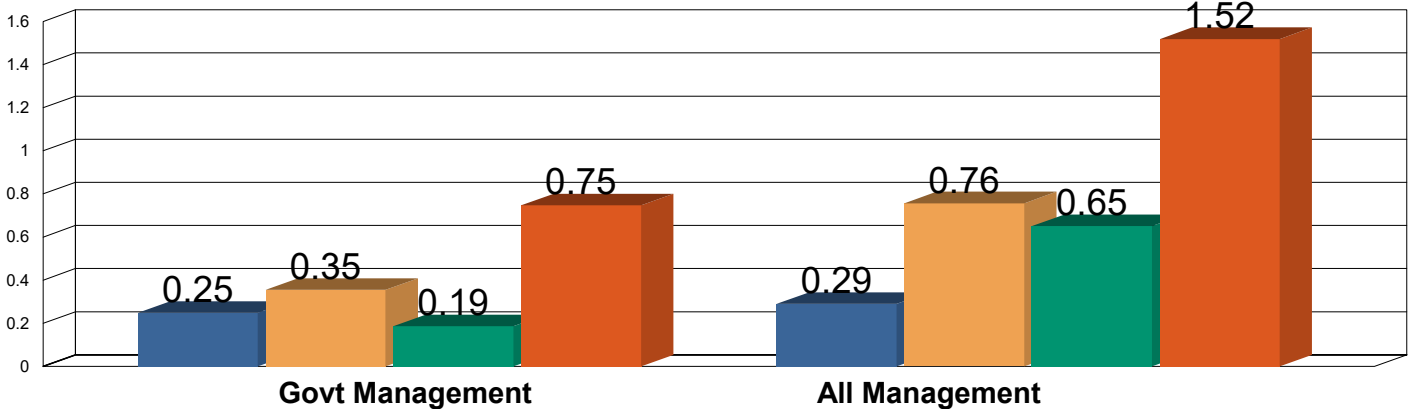


**No. of Teachers**



(Fig. in Lakh)

**Enrollment**





**SCHOOL EDUCATION : DISTRICT REPORT CARD 2017-18**

**District Name : SIKAR**

**District Code : 0813**

Blocks	9	PEEO/ CRC	357	Total Schools	3588	Total Teachers	27960	Total Enrollment	691191			
<b>Details of school</b>												
Total Number of Schools							No. of Schools by School Type (Govt)					
School Category	Government			Private			Boys	Girls	Co-Ed	Total		
	Urban	Rural	Total	Urban	Rural	Total						
PS	57	618	<b>675</b>	26	34	<b>60</b>	0	2	673	<b>675</b>		
UPS	51	707	<b>758</b>	178	307	<b>485</b>	0	4	754	<b>758</b>		
Secondary	16	254	<b>270</b>	105	288	<b>393</b>	0	1	269	<b>270</b>		
Sr. Secondar	24	296	<b>320</b>	219	408	<b>627</b>	0	2	318	<b>320</b>		
<b>Total</b>	<b>148</b>	<b>1875</b>	<b>2023</b>	<b>528</b>	<b>1037</b>	<b>1565</b>	<b>0</b>	<b>9</b>	<b>2014</b>	<b>2023</b>		
<b>Number of Schools By School Category &amp; Management</b>												
School Category	Dept of Edu.	Tribal	Social Welfare	Local Body	Sans. Edu.	SKS	KGBV	Madarsa	Total State Govt School	Ctr. Govt	Private	Grand Total
Primary only with grades 1 to 5	27	0	0	552	34	2	0	60	<b>675</b>	0	60	<b>735</b>
Upper Primary with grades 1 to 8	675	0	0	0	55	0	0	26	<b>756</b>	0	484	<b>1240</b>
Secondary with grades 1 to 10	250	0	0	0	11	0	0	5	<b>266</b>	0	388	<b>654</b>
Higher Secondary with grades 1 to 12	300	0	0	0	9	0	0	1	<b>310</b>	1	577	<b>888</b>
Upper Primary only with grades 6 to 8	0	0	0	0	0	0	2	0	<b>2</b>	0	1	<b>3</b>
Secondary with grades 6 to 10	1	0	0	0	3	0	0	0	<b>4</b>	0	5	<b>9</b>
Higher Secondary with grades 6 to 12	2	0	0	0	6	0	0	0	<b>8</b>	1	37	<b>46</b>
Higher Secondary with grades 9 to 12	2	0	0	0	0	0	0	0	<b>2</b>	0	11	<b>13</b>
<b>Grand Total</b>	<b>1257</b>	<b>0</b>	<b>0</b>	<b>552</b>	<b>118</b>	<b>2</b>	<b>2</b>	<b>92</b>	<b>2023</b>	<b>2</b>	<b>1563</b>	<b>3588</b>
<b>Total Number of Teachers</b>												
Classes Taught	Government (State)			Private			Gender Distribution of Teachers (Govt)					
	Male	Female	Total	Male	Female	Total	School Category	Male	Female	Total		
Primary	3336	1546	<b>4882</b>	3244	1904	<b>5148</b>	PS	891	478	<b>1369</b>		
Upper Primary	2954	1187	<b>4141</b>	3102	1602	<b>4704</b>	UPS	2932	1315	<b>4247</b>		
Secondary	1955	620	<b>2575</b>	2248	887	<b>3135</b>	Secondary	2049	709	<b>2758</b>		
Sr. Secondar	1044	382	<b>1426</b>	1507	442	<b>1949</b>	Sr. Secondary	3417	1233	<b>4650</b>		
<b>Total</b>	<b>9289</b>	<b>3735</b>	<b>13024</b>	<b>10101</b>	<b>4835</b>	<b>14936</b>	<b>Total</b>	<b>9289</b>	<b>3735</b>	<b>13024</b>		
<b>Enrollment</b>												
Enrollment of SC/ST (ALL Mgt)	Primary (1-5)	Upper Pri.(6-8)	Sec./Sr. Sec.(9-12)	Total Enrollment School Category Wise***								
% SC Enrollment	20.13	18.53	15.64	School Cat.	Govt.	Pvt.	Urban Govt.	Rural Govt.				
% SC girls to SC Enrollment	47.08	47.24	44.85	PS Only	21093	4399	3663	17430				
% ST Enrollment	3.59	3.59	4.18	UPS	65974	60402	8389	57585				
% ST girls to ST Enrollment	46.73	46.83	42.57	Secondary	50660	80366	4127	46533				
% Minority Enrollment	12.46	10.60	7.19	Sr. Secondary	106598	263434	11184	95414				
% Min. girls to Min. Enrollment	46.08	44.65	37.43	<b>G.Total</b>	<b>244325</b>	<b>408601</b>	<b>27363</b>	<b>216962</b>				

\* Govt. Management Includes Deptt. of Edu., T&W,Local Body, Sanskrit Edu., KGBV,Shiksha Karmi Management, Madarsa Only

\*\* PP : Pre Primary, \*\*\* This does not include Pre-Primary Enrollment

**SCHOOL EDUCATION : DISTRICT REPORT CARD 2017-18**

District Name : Sikar

District Code : 0813

Total Enrollment By All (Govt.* + Pvt.) Management & Class																		
Class	General			SC			ST			OBC			Total			Minority ***		
	Boys	Girls	Total	Boys	Girls	Total	Boys	Girls	Total	Boys	Girls	Total	Boys	Girls	Total	Boys	Girls	Total
**PP	4410	3393	7803	2420	1759	4179	592	431	1023	14679	10581	25260	22101	16164	38265	3751	3010	6761
I	4331	3791	8122	6386	5389	11775	1084	888	1972	18979	15779	34758	30780	25847	56627	3887	3118	7005
II	4128	3652	7780	6391	5774	12165	1079	964	2043	18553	16386	34939	30151	26776	56927	3919	3493	7412
III	4259	3697	7956	6134	5536	11670	1046	992	2038	18876	16441	35317	30315	26666	56981	3799	3409	7208
IV	4147	3589	7736	5517	5041	10558	1110	926	2036	18502	15557	34059	29276	25113	54389	3632	3058	6690
V	4123	3652	7775	5051	4485	9536	977	875	1852	17594	15096	32690	27745	24108	51853	3364	2820	6184
Total 1-5	20988	18381	39369	29479	26225	55704	5296	4645	9941	92504	79259	171763	148267	128510	276777	18601	15898	34499
VI	4284	3628	7912	4847	4601	9448	1028	857	1885	17639	14731	32370	27798	23817	51615	3141	2501	5642
VII	4285	3576	7861	5313	4691	10004	1016	925	1941	18304	15705	34009	28918	24897	53815	3188	2552	5740
VIII	4446	3730	8176	5479	4713	10192	1012	910	1922	18676	15598	34274	29613	24951	54564	3054	2516	5570
Total 6-8	13015	23949	23949	15639	14005	29644	3056	2692	5748	54619	46034	100653	86329	73665	159994	9383	7569	16952
Total 1-8	34003	29315	63318	45118	40230	85348	8352	7337	15689	147123	125293	272416	234596	202175	436771	27984	23467	51451
IX	4258	3569	7827	5246	4331	9577	1146	1020	2166	19221	15206	34427	29871	24126	53997	2922	1952	4874
X	4764	3638	8402	4999	4181	9180	1202	985	2187	19793	14876	34669	30758	23680	54438	2735	1864	4599
Total 9-10	9022	7207	16229	10245	8512	18757	2348	2005	4353	39014	30082	69096	60629	47806	108435	5657	3816	9473
XI	4852	3258	8110	4264	3411	7675	1384	945	2329	21801	13619	35420	32301	21233	53534	2025	1102	3127
XII	4966	3299	8265	4132	3239	7371	1461	899	2360	23105	13085	36190	33664	20522	54186	2041	898	2939
Total 11-12	9818	6557	16375	8396	6650	15046	2845	1844	4689	44906	26704	71610	65965	41755	107720	4066	2000	6066
Total 9-12	18840	13764	32604	18641	15162	33803	5193	3849	9042	83920	56786	140706	126594	89561	216155	9723	5816	15539
Total 1-12	52843	43079	95922	63759	55392	119151	13545	11186	24731	231043	182079	413122	361190	291736	652926	37707	29283	66990
GTotal	57253	46472	103725	66179	57151	123330	14137	11617	25754	245722	192660	438382	383291	307900	691191	41458	32293	73751

Total Enrollment By Government Management & Class																		
Class	General			SC			ST			OBC			Total			Minority ***		
	Boys	Girls	Total	Boys	Girls	Total	Boys	Girls	Total	Boys	Girls	Total	Boys	Girls	Total	Boys	Girls	Total
**pp	20	16	36	0	0	0	0	15	15	389	335	724	409	366	775	328	288	616
I	977	1121	2098	3591	3362	6953	390	353	743	5861	5956	11817	10819	10792	21611	1074	1124	2198
II	995	1223	2218	3594	3720	7314	403	398	801	6047	6926	12973	11039	12267	23306	1420	1612	3032
III	946	1247	2193	3664	3686	7350	410	472	882	5639	6617	12256	10659	12022	22681	1294	1518	2812
IV	899	1144	2043	3064	3313	6377	397	405	802	5320	6053	11373	9680	10915	20595	1249	1376	2625
V	881	1219	2100	2833	2956	5789	347	391	738	4861	5911	10772	8922	10477	19399	1082	1223	2305
Total 1-5	4698	5954	61171	16746	17037	33783	1947	2019	3966	27728	31463	59191	51119	56473	107592	6119	6853	12972
VI	931	1309	2240	2865	3217	6082	386	379	765	4694	5830	10524	8876	10735	19611	830	963	1793
VII	1024	1320	2344	3287	3428	6715	396	461	857	5309	6573	11882	10016	11782	21798	985	1007	1992
VIII	1211	1560	2771	3509	3575	7084	423	476	899	5672	6996	12668	10815	12607	21607	902	1033	1935
Total 6-8	3166	4189	7355	9661	10220	19881	1205	1316	2521	15675	19399	35074	29707	35124	64831	2717	3003	5720
Total 1-8	7864	10143	18007	26407	27257	53664	3152	3335	6487	43403	50862	94265	80826	91597	172423	8836	9856	18692
IX	1266	1599	2865	3325	3187	6512	402	538	940	5333	6763	12096	10326	12087	22413	747	721	1468
X	1196	1450	2646	2804	2905	5709	316	424	740	4682	6204	10886	8998	10983	19981	606	676	1282
Total 9-10	2462	3049	5511	6129	6092	12221	718	962	1680	10015	12967	22982	19324	23070	42394	1353	1397	2750
XI	1137	1212	2349	2136	2065	4201	288	323	611	4059	4531	8590	7620	8131	15751	402	283	685
XII	942	1133	2075	1824	1809	3633	193	285	478	3568	4003	7571	6527	7230	13757	334	220	554
Total 11-12	2079	2345	4424	3960	3874	7834	481	608	1089	7627	8534	16161	14147	15361	29508	736	503	1239
Total 9-12	4541	5394	9935	10089	9966	20055	1199	1570	2769	17642	21501	39143	33471	38431	71902	2089	1900	3989
Total 1-12	12405	15537	27942	36496	37223	73719	4351	4905	9256	61045	72363	133408	114297	130028	244325	10925	11756	22681
GTotal	12425	15553	27978	36496	37223	73719	4351	4920	9271	61434	72698	134132	114706	130394	245100	11253	12044	23297

\* Govt. Management Includes Deptt. of Edu., T&W, Local Body, Sanskrit Edu., KGBV, Shiksha Karmi Management, Madarsa Only

\*\* PP : Pre Primary, \*\*\* Minority Enrollment is Included In ALL Category,

**SCHOOL EDUCATION : DISTRICT REPORT CARD 2017-18**

District Name : Sikar

District Code : 0813

Class Room/Other Room /Building Status/Facilities (Govt. Management*)													
School Category	Status of Class Rooms						Number of Schools		Building Status				
	Class Rooms	Other Rooms	Sch. Req. Maj. Rep.	Class Req. Maj. Rep.	No. of Sch Req. ACR	No. of ACR Req. in	Library	Computer Room	Own	Rented	Rent Free	No Building	Total
PS Only	2483	616	78	179	8	10	309	0	605	1	9	0	615
UPS	6076	1464	221	693	45	60	664	47	725	2	3	0	730
<b>Total</b>	<b>8559</b>	<b>2080</b>	<b>299</b>	<b>872</b>	<b>53</b>	<b>70</b>	<b>973</b>	<b>47</b>	<b>1330</b>	<b>3</b>	<b>12</b>	<b>0</b>	<b>1345</b>
Secondary	2745	801	52	200	55	147	245	50	264	0	1	0	265
Sr. Secondary	4162	1701	59	208	101	473	293	103	318	0	1	0	319
<b>G.Total</b>	<b>15466</b>	<b>4582</b>	<b>410</b>	<b>1280</b>	<b>209</b>	<b>690</b>	<b>1511</b>	<b>200</b>	<b>1912</b>	<b>3</b>	<b>14</b>	<b>0</b>	<b>1929</b>

**Number of Schools (Govt. Own Building)**

School Category	Number of Schools Having Facilities (Govt. Own Building)											
	Total Schools	Single Class room	Single Teacher	Separate Toilets for B & G	Single Toilet	No toilets	Functional Toilet	Hand Wash Facility	Drinking Water	Play ground	No Boundry	
PS Only	605	14	63	605	0	0	604	299	484	286	125	
UPS	725	0	3	725	0	0	725	404	645	378	30	
<b>Total</b>	<b>1330</b>	<b>14</b>	<b>66</b>	<b>1330</b>	<b>0</b>	<b>0</b>	<b>1329</b>	<b>703</b>	<b>1129</b>	<b>664</b>	<b>155</b>	
Secondary	264	2	0	264	0	0	264	173	218	146	11	
Sr. Secondary	318	7	0	318	0	0	318	204	264	212	9	
<b>G.Total</b>	<b>1912</b>	<b>23</b>	<b>66</b>	<b>1912</b>	<b>0</b>	<b>0</b>	<b>1911</b>	<b>1080</b>	<b>1611</b>	<b>1022</b>	<b>175</b>	

**Number of Schools (Govt. Own Building)**

School Category	Number of Schools Having Facilities (Govt. Own Building)											
	HM Room Req.**	Electricity	Ramps	B.Wall/ Fencing	Staff room for Teacher	Art & Craft Room	Approach Road To School	Arts Streams School	Science Streams School	Commerce Streams School	Vocational Streams School	
PS Only	0	71	411	480	14	0	406	0	0	0	0	
UPS	2	521	522	695	69	0	589	0	0	0	0	
<b>Total</b>	<b>2</b>	<b>592</b>	<b>933</b>	<b>1175</b>	<b>83</b>	<b>0</b>	<b>995</b>	<b>0</b>	<b>0</b>	<b>0</b>	<b>0</b>	
Secondary	112	264	159	253	73	11	225	0	0	0	3	
Sr. Secondary	122	318	217	309	137	77	289	272	97	39	39	
<b>G.Total</b>	<b>236</b>	<b>1174</b>	<b>1309</b>	<b>1737</b>	<b>293</b>	<b>88</b>	<b>1509</b>	<b>272</b>	<b>97</b>	<b>39</b>	<b>42</b>	

**Enrollment (Agewise)**

**Indicators (%)**

**Number of Schools (Govt.)**

Age Group	Boys	Girls	Total	School Category	PTR (Govt) ***	SCR (Govt) ***	Gender Gap				PTR> 30/35	SCR> 30/35	PTR> 100	SCR> 100
							SC	ST	All	Min.				
Below 6	26286	22826	49112											
6 to 11	131648	114689	246337	PS Only	21	10	5.84	6.55	7.14	7.84	279	11	3	0
11 to 14	63521	54771	118292	UPS	10	14	5.51	6.33	7.92	10.70	9	20	0	0
6 to 14	195169	169460	364629	Elementary	17	13	5.73	6.47	7.42	8.78	288	31	3	0
14 to 16	56006	53710	109716	Secondary	11	60	9.24	7.88	11.83	19.43	6	82	0	3
16 to 18	35887	35229	71116	Sr. Secondary	21	88	11.60	21.35	22.47	34.06	16	114	1	31

\* Govt. Management Includes Deptt. of Education, Local Body, Sanskrit Education and Shiksha Karmi Management Only.

\*\* Remaining Schools Either having HM Room or not required HM Room as per RTE Norms.

\*\*\* PTR and SCR calculated only for Govt Own Management Schools.

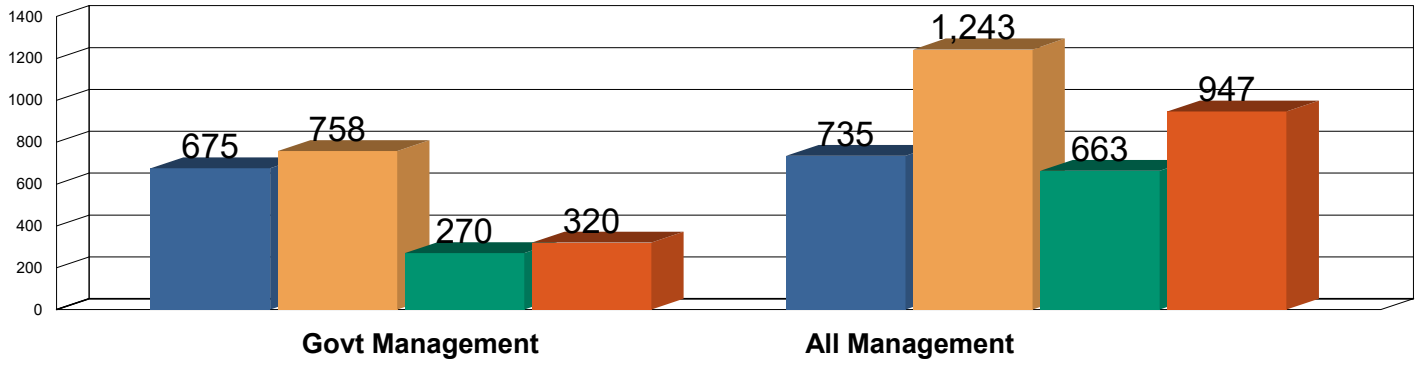
**SCHOOL EDUCATION : DISTRICT REPORT CARD 2017-18**

District Name : SIKAR

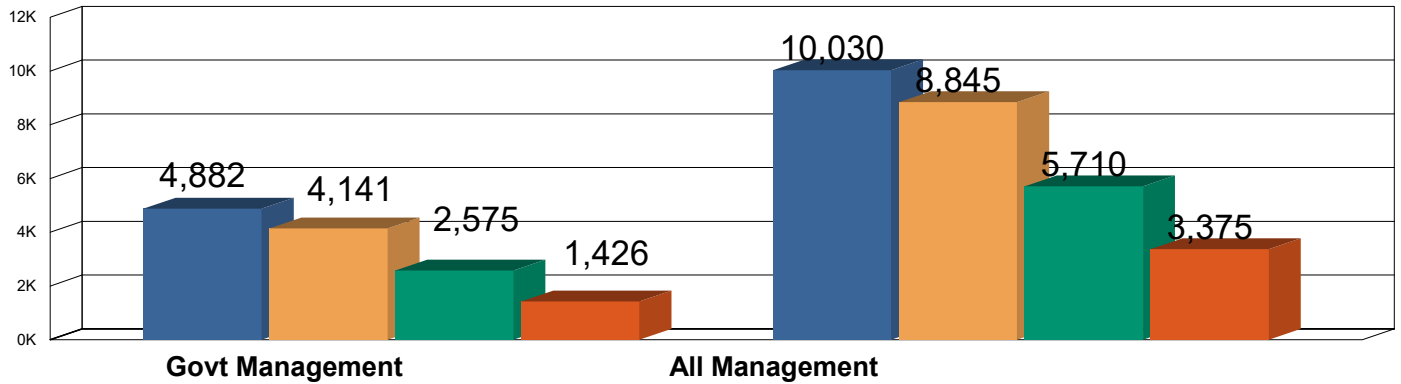
District Code : 0813



**No. of Schools**

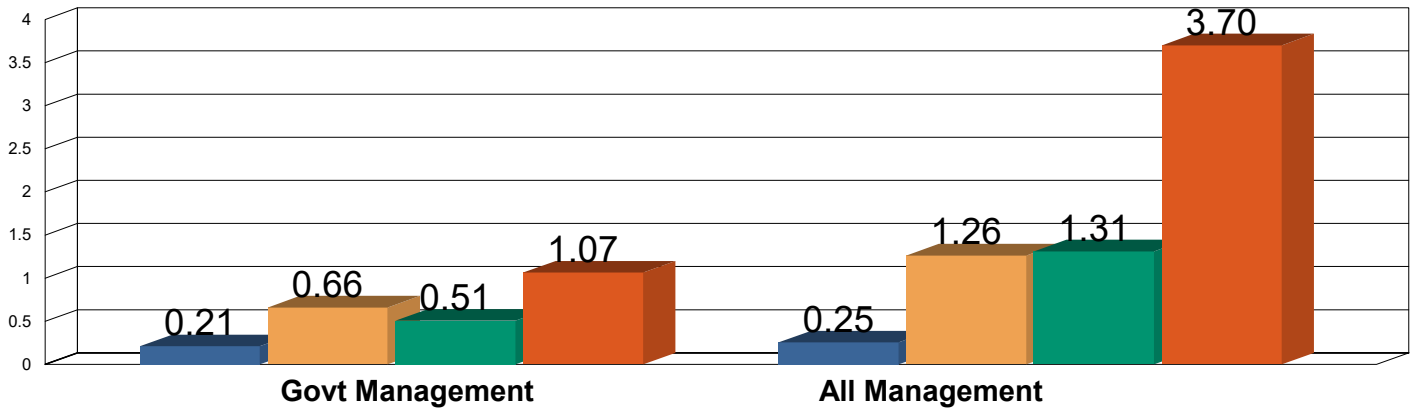


**No. of Teachers**



(Fig. in Lakh)

**Enrollment**



**SCHOOL EDUCATION : DISTRICT REPORT CARD 2017-18**

**District Name : SIROHI**

**District Code : 0819**

Blocks	5	PEEO/ CRC	172	Total Schools	1380	Total Teachers	8692	Total Enrollment	242578			
<b>Details of school</b>												
<b>Total Number of Schools</b>							<b>No. of Schools by School Type (Govt)</b>					
School Category	Government			Private			Boys	Girls	Co-Ed	Total		
	Urban	Rural	Total	Urban	Rural	Total						
PS	14	513	527	15	94	109	0	0	527	527		
UPS	18	234	252	33	155	188	0	17	235	252		
Secondary	5	42	47	17	33	50	0	1	46	47		
Sr. Secondar	11	159	170	22	15	37	0	8	162	170		
<b>Total</b>	<b>48</b>	<b>948</b>	<b>996</b>	<b>87</b>	<b>297</b>	<b>384</b>	<b>0</b>	<b>26</b>	<b>970</b>	<b>996</b>		
<b>Number of Schools By School Category &amp; Management</b>												
School Category	Dept of Edu.	Tribal	Social Welfare	Local Body	Sans. Edu.	SKS	KGBV	Madarsa	Total State Govt School	Ctr. Govt	Private	Grand Total
Primary only with grades 1 to 5	9	51	0	410	0	39	0	18	527	0	109	636
Upper Primary with grades 1 to 8	230	0	0	0	16	0	0	1	247	0	187	434
Secondary with grades 1 to 10	42	0	0	0	5	0	0	0	47	0	49	96
Higher Secondary with grades 1 to 12	165	0	0	0	0	0	0	0	165	1	32	198
Upper Primary only with grades 6 to 8	0	0	0	0	0	0	5	0	5	0	1	6
Secondary with grades 6 to 10	0	0	0	0	0	0	0	0	0	0	1	1
Higher Secondary with grades 6 to 12	2	1	0	0	0	0	0	0	3	2	2	7
Higher Secondary with grades 9 to 12	1	0	0	0	1	0	0	0	2	0	0	2
<b>Grand Total</b>	<b>449</b>	<b>52</b>	<b>0</b>	<b>410</b>	<b>22</b>	<b>39</b>	<b>5</b>	<b>19</b>	<b>996</b>	<b>3</b>	<b>381</b>	<b>1380</b>
<b>Total Number of Teachers</b>												
Classes Taught	Government (State)			Private			Gender Distribution of Teachers (Govt)					
	Male	Female	Total	Male	Female	Total	School Category	Male	Female	Total		
Primary	1620	585	2205	980	905	1885	PS	704	196	900		
Upper Primary	1120	331	1451	691	382	1073	UPS	936	348	1284		
Secondary	691	199	890	276	126	402	Secondary	351	151	502		
Sr. Secondar	526	95	621	107	58	165	Sr. Secondary	1966	515	2481		
<b>Total</b>	<b>3957</b>	<b>1210</b>	<b>5167</b>	<b>2054</b>	<b>1471</b>	<b>3525</b>	<b>Total</b>	<b>3957</b>	<b>1210</b>	<b>5167</b>		
<b>Enrollment</b>												
Enrollment of SC/ST (ALL Mgt)	Primary (1-5)	Upper Pri.(6-8)	Sec./Sr. Sec.(9-12)	Total Enrollment School Category Wise***								
% SC Enrollment	20.36	20.42	20.70	School Cat.	Govt.	Pvt.	Urban Govt.	Rural Govt.				
% SC girls to SC Enrollment	45.98	42.89	36.00	PS Only	28795	7780	664	28131				
% ST Enrollment	35.50	25.46	16.89	UPS	36198	26886	2745	33453				
% ST girls to ST Enrollment	44.73	37.56	34.82	Secondary	13772	19421	2057	11715				
% Minority Enrollment	2.41	2.97	2.68	Sr. Secondary	71870	23108	7288	64582				
% Min. girls to Min. Enrollment	45.42	44.74	44.12	G.Total	150635	77195	12754	137881				

\* Govt. Management Includes Deptt. of Edu., T&W,Local Body, Sanskrit Edu., KGBV,Shiksha Karmi Management, Madarsa Only

\*\* PP : Pre Primary, \*\*\* This does not include Pre-Primary Enrollment

## SCHOOL EDUCATION : DISTRICT REPORT CARD 2017-18

District Name : Sirohi

District Code : 0819

Total Enrollment By All (Govt.* + Pvt.) Management & Class																		
Class	General			SC			ST			OBC			Total			Minority ***		
	Boys	Girls	Total	Boys	Girls	Total	Boys	Girls	Total	Boys	Girls	Total	Boys	Girls	Total	Boys	Girls	Total
**PP	2197	1650	3847	1619	1121	2740	715	482	1197	4070	2894	6964	8601	6147	14748	376	282	658
I	1657	1356	3013	2825	2533	5358	5316	4666	9982	4034	3691	7725	13832	12246	26078	317	265	582
II	1631	1367	2998	2665	2406	5071	5184	4636	9820	4160	3624	7784	13640	12033	25673	330	271	601
III	1856	1353	3209	2871	2511	5382	5243	4365	9608	4061	3711	7772	14031	11940	25971	342	254	596
IV	1782	1343	3125	2584	2007	4591	4194	3097	7291	4080	3473	7553	12640	9920	22560	298	267	565
V	1777	1356	3133	2394	1895	4289	3864	2496	6360	3852	3367	7219	11887	9114	21001	310	272	582
<b>Total</b>	<b>8703</b>	<b>6775</b>	<b>15478</b>	<b>13339</b>	<b>11352</b>	<b>24691</b>	<b>23801</b>	<b>19260</b>	<b>43061</b>	<b>20187</b>	<b>17866</b>	<b>38053</b>	<b>66030</b>	<b>55253</b>	<b>121283</b>	<b>1597</b>	<b>1329</b>	<b>2926</b>
<b>1-5</b>	<b>1980</b>	<b>1228</b>	<b>3208</b>	<b>2306</b>	<b>1661</b>	<b>3967</b>	<b>3179</b>	<b>2051</b>	<b>5230</b>	<b>4093</b>	<b>3205</b>	<b>7298</b>	<b>11558</b>	<b>8145</b>	<b>19703</b>	<b>321</b>	<b>269</b>	<b>590</b>
VI	2000	1323	3323	2301	1733	4034	3255	1935	5190	4221	3113	7334	11777	8104	19881	311	261	572
VIII	2099	1348	3447	2260	1764	4024	2928	1646	4574	4195	3064	7259	11482	7822	19304	334	252	586
<b>Total</b>	<b>6079</b>	<b>9978</b>	<b>9978</b>	<b>6867</b>	<b>5158</b>	<b>12025</b>	<b>9362</b>	<b>5632</b>	<b>14994</b>	<b>12509</b>	<b>9382</b>	<b>21891</b>	<b>34817</b>	<b>24071</b>	<b>58888</b>	<b>966</b>	<b>782</b>	<b>1748</b>
<b>6-8</b>	<b>14782</b>	<b>10674</b>	<b>25456</b>	<b>20206</b>	<b>16510</b>	<b>36716</b>	<b>33163</b>	<b>24892</b>	<b>58055</b>	<b>32696</b>	<b>27248</b>	<b>59944</b>	<b>100847</b>	<b>79324</b>	<b>180171</b>	<b>2563</b>	<b>2111</b>	<b>4674</b>
<b>1-8</b>	<b>2160</b>	<b>1313</b>	<b>3473</b>	<b>2585</b>	<b>1671</b>	<b>4256</b>	<b>2661</b>	<b>1489</b>	<b>4150</b>	<b>4686</b>	<b>2741</b>	<b>7427</b>	<b>12092</b>	<b>7214</b>	<b>19306</b>	<b>311</b>	<b>223</b>	<b>534</b>
X	1798	1109	2907	1539	897	2436	1086	669	1755	3191	1793	4984	7614	4468	12082	196	147	343
<b>Total</b>	<b>3958</b>	<b>2422</b>	<b>6380</b>	<b>4124</b>	<b>2568</b>	<b>6692</b>	<b>3747</b>	<b>2158</b>	<b>5905</b>	<b>7877</b>	<b>4534</b>	<b>12411</b>	<b>19706</b>	<b>11682</b>	<b>31388</b>	<b>507</b>	<b>370</b>	<b>877</b>
XI	1411	924	2335	1185	577	1762	878	418	1296	2439	1288	3727	5913	3207	9120	98	111	209
XII	1207	731	1938	1004	406	1410	622	227	849	2031	923	2954	4864	2287	7151	108	82	190
<b>Total</b>	<b>2618</b>	<b>1655</b>	<b>4273</b>	<b>2189</b>	<b>983</b>	<b>3172</b>	<b>1500</b>	<b>645</b>	<b>2145</b>	<b>4470</b>	<b>2211</b>	<b>6681</b>	<b>10777</b>	<b>5494</b>	<b>16271</b>	<b>206</b>	<b>193</b>	<b>399</b>
<b>Total</b>	<b>6576</b>	<b>4077</b>	<b>10653</b>	<b>6313</b>	<b>3551</b>	<b>9864</b>	<b>5247</b>	<b>2803</b>	<b>8050</b>	<b>12347</b>	<b>6745</b>	<b>19092</b>	<b>30483</b>	<b>17176</b>	<b>47659</b>	<b>713</b>	<b>563</b>	<b>1276</b>
<b>Total</b>	<b>21358</b>	<b>14751</b>	<b>36109</b>	<b>26519</b>	<b>20061</b>	<b>46580</b>	<b>38410</b>	<b>27695</b>	<b>66105</b>	<b>45043</b>	<b>33993</b>	<b>79036</b>	<b>131330</b>	<b>96500</b>	<b>227830</b>	<b>3276</b>	<b>2674</b>	<b>5950</b>
<b>GTotal</b>	<b>23555</b>	<b>16401</b>	<b>39956</b>	<b>28138</b>	<b>21182</b>	<b>49320</b>	<b>39125</b>	<b>28177</b>	<b>67302</b>	<b>49113</b>	<b>36887</b>	<b>86000</b>	<b>139931</b>	<b>102647</b>	<b>242578</b>	<b>3652</b>	<b>2956</b>	<b>6608</b>

Total Enrollment By Government Management & Class																		
Class	General			SC			ST			OBC			Total			Minority ***		
	Boys	Girls	Total	Boys	Girls	Total	Boys	Girls	Total	Boys	Girls	Total	Boys	Girls	Total	Boys	Girls	Total
**pp	11	8	19	8	17	25	5	5	10	0	11	11	24	41	65	0	0	0
I	347	368	715	1790	1855	3645	4735	4366	9101	1392	1740	3132	8264	8329	16593	84	117	201
II	282	374	656	1611	1758	3369	4638	4382	9020	1379	1731	3110	7910	8245	16155	100	117	217
III	305	435	740	1897	1945	3842	4743	4129	8872	1343	1950	3293	8288	8459	16747	111	120	231
IV	298	386	684	1597	1521	3118	3737	2898	6635	1359	1780	3139	6991	6585	13576	82	119	201
V	302	445	747	1500	1415	2915	3453	2344	5797	1280	1781	3061	6535	5985	12520	103	133	236
<b>Total</b>	<b>1534</b>	<b>2008</b>	<b>39137</b>	<b>8395</b>	<b>8494</b>	<b>16889</b>	<b>21306</b>	<b>18119</b>	<b>39425</b>	<b>6753</b>	<b>8982</b>	<b>15735</b>	<b>37988</b>	<b>37603</b>	<b>75591</b>	<b>480</b>	<b>606</b>	<b>1086</b>
VI	416	528	944	1594	1347	2941	2830	1931	4761	1719	2017	3736	6559	5823	12382	121	150	271
VII	494	637	1131	1705	1506	3211	2913	1825	4738	2028	2140	4168	7140	6108	13248	146	169	315
VIII	562	718	1280	1717	1560	3277	2614	1566	4180	2274	2212	4486	7167	6056	15496	176	162	338
<b>Total</b>	<b>1472</b>	<b>1883</b>	<b>3355</b>	<b>5016</b>	<b>4413</b>	<b>9429</b>	<b>8357</b>	<b>5322</b>	<b>13679</b>	<b>6021</b>	<b>6369</b>	<b>12390</b>	<b>20866</b>	<b>17987</b>	<b>38853</b>	<b>443</b>	<b>481</b>	<b>924</b>
<b>Total</b>	<b>3006</b>	<b>3891</b>	<b>6897</b>	<b>13411</b>	<b>12907</b>	<b>26318</b>	<b>29663</b>	<b>23441</b>	<b>53104</b>	<b>12774</b>	<b>15351</b>	<b>28125</b>	<b>58854</b>	<b>55590</b>	<b>114444</b>	<b>923</b>	<b>1087</b>	<b>2010</b>
IX	923	888	1811	2237	1559	3796	2501	1428	3929	3353	2270	5623	9014	6145	15159	195	172	367
X	689	690	1379	1266	781	2047	956	611	1567	2098	1412	3510	5009	3494	8503	105	109	214
<b>Total</b>	<b>1612</b>	<b>1578</b>	<b>3190</b>	<b>3503</b>	<b>2340</b>	<b>5843</b>	<b>3457</b>	<b>2039</b>	<b>5496</b>	<b>5451</b>	<b>3682</b>	<b>9133</b>	<b>14023</b>	<b>9639</b>	<b>23662</b>	<b>300</b>	<b>281</b>	<b>581</b>
XI	709	649	1358	1042	513	1555	783	392	1175	1950	1085	3035	4484	2639	7123	63	79	142
XII	592	453	1045	887	365	1252	555	209	764	1593	752	2345	3627	1779	5406	78	61	139
<b>Total</b>	<b>1301</b>	<b>1102</b>	<b>2403</b>	<b>1929</b>	<b>878</b>	<b>2807</b>	<b>1338</b>	<b>601</b>	<b>1939</b>	<b>3543</b>	<b>1837</b>	<b>5380</b>	<b>8111</b>	<b>4418</b>	<b>12529</b>	<b>141</b>	<b>140</b>	<b>281</b>
<b>Total</b>	<b>2913</b>	<b>2680</b>	<b>5593</b>	<b>5432</b>	<b>3218</b>	<b>8650</b>	<b>4795</b>	<b>2640</b>	<b>7435</b>	<b>8994</b>	<b>5519</b>	<b>14513</b>	<b>22134</b>	<b>14057</b>	<b>36191</b>	<b>441</b>	<b>421</b>	<b>862</b>
<b>Total</b>	<b>5919</b>	<b>6571</b>	<b>12490</b>	<b>18843</b>	<b>16125</b>	<b>34968</b>	<b>34458</b>	<b>26081</b>	<b>60539</b>	<b>21768</b>	<b>20870</b>	<b>42638</b>	<b>80988</b>	<b>69647</b>	<b>150635</b>	<b>1364</b>	<b>1508</b>	<b>2872</b>
<b>GTotal</b>	<b>5930</b>	<b>6579</b>	<b>12509</b>	<b>18851</b>	<b>16142</b>	<b>34993</b>	<b>34463</b>	<b>26086</b>	<b>60549</b>	<b>21768</b>	<b>20881</b>	<b>42649</b>	<b>81012</b>	<b>69688</b>	<b>150700</b>	<b>1364</b>	<b>1508</b>	<b>2872</b>

\* Govt. Management Includes Deptt. of Edu., T&W, Local Body, Sanskrit Edu., KGBV, Shiksha Karmi Management, Madarsa Only

\*\* PP : Pre Primary, \*\*\* Minority Enrollment is Included In ALL Category,

## SCHOOL EDUCATION : DISTRICT REPORT CARD 2017-18

District Name : Sirohi

District Code : 0819

Class Room/Other Room /Building Status/Facilities (Govt. Management*)													
School Category	Status of Class Rooms						Number of Schools		Building Status				
	Class Rooms	Other Rooms	Sch. Req. Maj. Rep.	Class Req. Maj. Rep.	No. of Sch Req. ACR	No. of ACR Req. in	Library	Computer Room	Own	Rented	Rent Free	No Building	Total
PS Only	1776	233	99	190	17	20	354	0	458	0	0	0	458
UPS	2067	464	56	120	7	12	245	69	245	0	0	1	246
<b>Total</b>	<b>3843</b>	<b>697</b>	<b>155</b>	<b>310</b>	<b>24</b>	<b>32</b>	<b>599</b>	<b>69</b>	<b>703</b>	<b>0</b>	<b>0</b>	<b>1</b>	<b>704</b>
Secondary	431	109	7	22	8	30	44	12	47	0	0	0	47
Sr. Secondary	1795	638	43	126	60	270	166	82	169	0	0	0	169
<b>G.Total</b>	<b>6069</b>	<b>1444</b>	<b>205</b>	<b>458</b>	<b>92</b>	<b>332</b>	<b>809</b>	<b>163</b>	<b>919</b>	<b>0</b>	<b>0</b>	<b>1</b>	<b>920</b>

### Number of Schools (Govt. Own Building)

School Category	Number of Schools Having Facilities (Govt. Own Building)											
	Total Schools	Single Class room	Single Teacher	Separate Toilets for B & G	Single Toilet	No toilets	Functional Toilet	Hand Wash Facility	Drinking Water	Play ground	No Boundry	
PS Only	458	2	162	458	0	0	396	290	350	153	88	
UPS	245	0	13	245	0	0	231	209	227	107	10	
<b>Total</b>	<b>703</b>	<b>2</b>	<b>175</b>	<b>703</b>	<b>0</b>	<b>0</b>	<b>627</b>	<b>499</b>	<b>577</b>	<b>260</b>	<b>98</b>	
Secondary	47	0	0	47	0	0	44	40	47	26	1	
Sr. Secondary	169	3	0	169	0	0	163	147	160	125	1	
<b>G.Total</b>	<b>919</b>	<b>5</b>	<b>175</b>	<b>919</b>	<b>0</b>	<b>0</b>	<b>834</b>	<b>686</b>	<b>784</b>	<b>411</b>	<b>100</b>	

### Number of Schools (Govt. Own Building)

School Category	Number of Schools Having Facilities (Govt. Own Building)											
	HM Room Req.**	Electricity	Ramps	B.Wall/ Fencing	Staff room for Teacher	Art & Craft Room	Approach Road To School	Arts Streams School	Science Streams School	Commerce Streams School	Vocational Streams School	
PS Only	1	172	263	370	7	0	293	0	0	0	0	
UPS	4	244	200	235	44	0	223	0	0	0	0	
<b>Total</b>	<b>5</b>	<b>416</b>	<b>463</b>	<b>605</b>	<b>51</b>	<b>0</b>	<b>516</b>	<b>0</b>	<b>0</b>	<b>0</b>	<b>0</b>	
Secondary	14	47	40	46	26	13	45	0	0	0	1	
Sr. Secondary	66	169	146	168	91	67	165	160	22	14	38	
<b>G.Total</b>	<b>85</b>	<b>632</b>	<b>649</b>	<b>819</b>	<b>168</b>	<b>80</b>	<b>726</b>	<b>160</b>	<b>22</b>	<b>14</b>	<b>39</b>	

### Enrollment (Agewise)

### Indicators (%)

### Number of Schools (Govt.)

Age Group	Boys	Girls	Total	School Category	PTR (Govt) ***	SCR (Govt) ***	Gender Gap				PTR> 30/35	SCR> 30/35	PTR> 100	SCR> 100
							SC	ST	All	Min.				
Below 6	5722	5222	10944											
6 to 11	58482	48661	107143	PS Only	34	19	8.05	10.55	8.89	9.16	498	63	19	0
11 to 14	30827	21734	52561	UPS	19	30	14.21	24.88	18.25	10.53	36	109	2	1
6 to 14	89309	70395	159704	Elementary	30	24	10.07	14.25	11.95	9.67	534	172	21	1
14 to 16	18521	16630	35151	Secondary	16	39	23.25	26.91	25.56	15.62	0	18	0	3
16 to 18	10533	10347	20880	Sr. Secondary	20	45	38.02	39.86	32.47	3.26	10	43	0	5

\* Govt. Management Includes Deptt. of Education, Local Body, Sanskrit Education and Shiksha Karmi Management Only.

\*\* Remaining Schools Either having HM Room or not required HM Room as per RTE Norms.

\*\*\* PTR and SCR calculated only for Govt Own Management Schools.

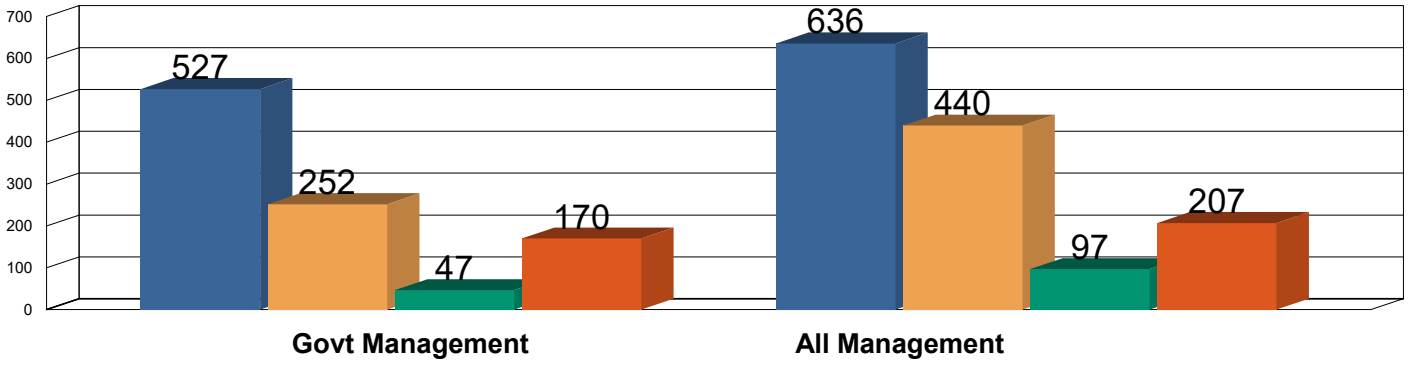
**SCHOOL EDUCATION : DISTRICT REPORT CARD 2017-18**

District Name : **SIROHI**

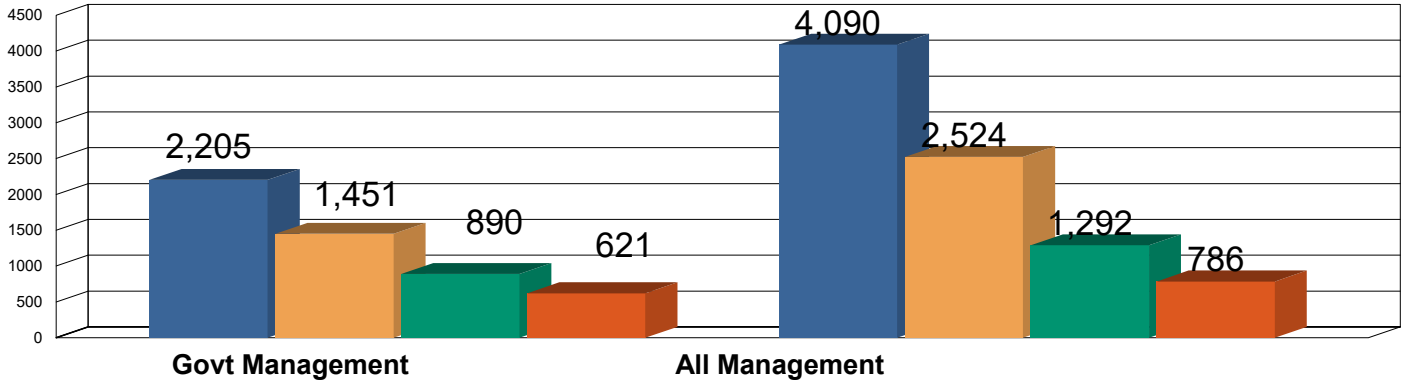
District Code : **0819**

■ PS     
 ■ UPS     
 ■ SEC.     
 ■ SR. SEC

**No. of Schools**

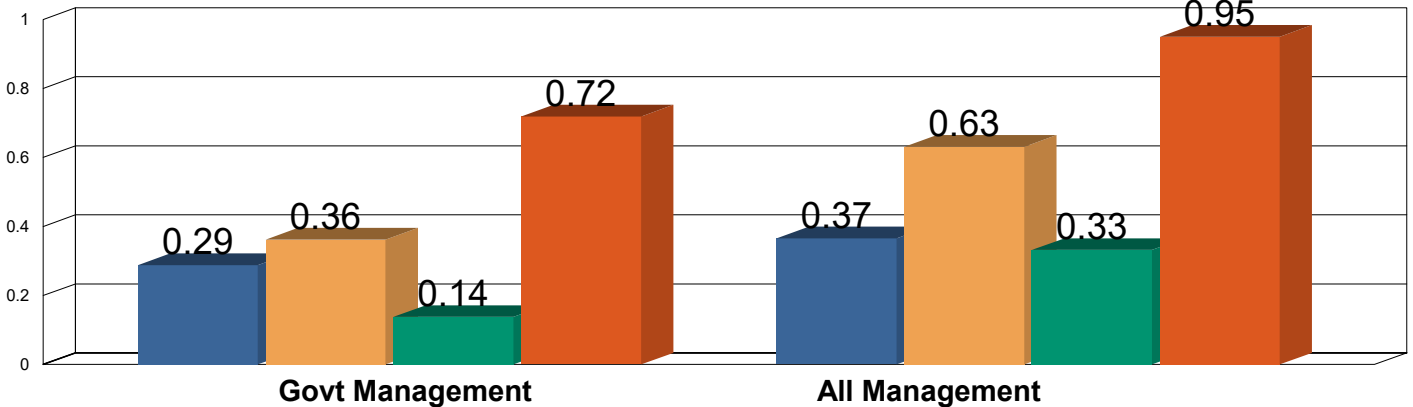


**No. of Teachers**



(Fig. in Lakh)

**Enrollment**





**SCHOOL EDUCATION : DISTRICT REPORT CARD 2017-18**

**District Name : TONK**

**District Code : 0822**

Blocks	6	PEEO/ CRC	242	Total Schools	2494	Total Teachers	16894	Total Enrollment	341372			
<b>Details of school</b>												
Total Number of Schools							No. of Schools by School Type (Govt)					
School Category	Government			Private			Boys	Girls	Co-Ed	Total		
	Urban	Rural	Total	Urban	Rural	Total						
PS	201	654	855	3	13	16	0	1	854	855		
UPS	47	488	535	124	323	447	0	20	515	535		
Secondary	6	68	74	68	94	162	0	4	70	74		
Sr. Secondar	18	229	247	88	70	158	0	4	243	247		
<b>Total</b>	<b>272</b>	<b>1439</b>	<b>1711</b>	<b>283</b>	<b>500</b>	<b>783</b>	<b>0</b>	<b>29</b>	<b>1682</b>	<b>1711</b>		
<b>Number of Schools By School Category &amp; Management</b>												
School Category	Dept of Edu.	Tribal	Social Welfare	Local Body	Sans. Edu.	SKS	KGBV	Madarsa	Total State Govt School	Ctr. Govt	Private	Grand Total
Primary only with grades 1 to 5	12	0	0	551	18	24	0	250	855	0	16	871
Upper Primary with grades 1 to 8	482	0	0	0	31	0	0	17	530	0	447	977
Secondary with grades 1 to 10	70	0	0	0	3	0	0	0	73	1	155	229
Higher Secondary with grades 1 to 12	236	0	0	0	2	0	0	0	238	2	151	391
Upper Primary only with grades 6 to 8	0	0	0	0	0	0	5	0	5	0	0	5
Secondary with grades 6 to 10	1	0	0	0	0	0	0	0	1	0	6	7
Higher Secondary with grades 6 to 12	5	3	0	0	0	0	0	0	8	1	4	13
Higher Secondary with grades 9 to 12	1	0	0	0	0	0	0	0	1	0	0	1
<b>Grand Total</b>	<b>807</b>	<b>3</b>	<b>0</b>	<b>551</b>	<b>54</b>	<b>24</b>	<b>5</b>	<b>267</b>	<b>1711</b>	<b>4</b>	<b>779</b>	<b>2494</b>
<b>Total Number of Teachers</b>												
Classes Taught	Government (State)			Private			Gender Distribution of Teachers (Govt)					
	Male	Female	Total	Male	Female	Total	School Category	Male	Female	Total		
Primary	2526	1286	3812	1804	1629	3433	PS	1143	672	1815		
Upper Primary	1740	636	2376	2015	986	3001	UPS	1934	813	2747		
Secondary	1132	325	1457	953	305	1258	Secondary	579	165	744		
Sr. Secondar	864	256	1120	338	99	437	Sr. Secondary	2606	853	3459		
<b>Total</b>	<b>6262</b>	<b>2503</b>	<b>8765</b>	<b>5110</b>	<b>3019</b>	<b>8129</b>	<b>Total</b>	<b>6262</b>	<b>2503</b>	<b>8765</b>		
<b>Enrollment</b>												
Enrollment of SC/ST (ALL Mgt)	Primary (1-5)	Upper Pri.(6-8)	Sec./Sr. Sec.(9-12)	Total Enrollment School Category Wise***								
% SC Enrollment	20.97	20.96	20.52	School Cat.	Govt.	Pvt.	Urban Govt.	Rural Govt.				
% SC girls to SC Enrollment	47.78	46.95	45.20	PS Only	26267	973	8517	17750				
% ST Enrollment	14.05	14.24	15.41	UPS	46461	51659	4653	41808				
% ST girls to ST Enrollment	47.25	47.36	44.45	Secondary	13464	35275	1376	12088				
% Minority Enrollment	15.42	10.23	7.03	Sr. Secondary	85650	58602	12683	72967				
% Min. girls to Min. Enrollment	47.72	50.28	50.95	G.Total	171842	146509	27229	144613				

\* Govt. Management Includes Deptt. of Edu., T&W,Local Body, Sanskrit Edu., KGBV,Shiksha Karmi Management, Madarsa Only

\*\* PP : Pre Primary, \*\*\* This does not include Pre-Primary Enrollment

**SCHOOL EDUCATION : DISTRICT REPORT CARD 2017-18**

District Name : **Tonk**

District Code : **0822**

<b>Total Enrollment By All (Govt.* + Pvt.) Management &amp; Class</b>																		
Class	General			SC			ST			OBC			Total			Minority ***		
	Boys	Girls	Total	Boys	Girls	Total	Boys	Girls	Total	Boys	Girls	Total	Boys	Girls	Total	Boys	Girls	Total
<b>**PP</b>	2402	1979	4381	2354	1796	4150	1475	928	2403	6880	5207	12087	13111	9910	23021	1816	1492	3308
<b>I</b>	2157	1929	4086	3344	3060	6404	2254	2003	4257	8642	7715	16357	16397	14707	31104	2743	2529	5272
<b>II</b>	2204	1936	4140	3494	3158	6652	2313	2104	4417	8485	7638	16123	16496	14836	31332	2643	2354	4997
<b>III</b>	2114	1907	4021	3508	3251	6759	2354	2182	4536	8529	7910	16439	16505	15250	31755	2622	2381	5003
<b>IV</b>	2033	1778	3811	3116	2878	5994	2184	1909	4093	7701	7176	14877	15034	13741	28775	2200	2073	4273
<b>V</b>	1760	1612	3372	2911	2634	5545	1972	1725	3697	7344	6580	13924	13987	12551	26538	1841	1661	3502
<b>Total 1-5</b>	10268	9162	19430	16373	14981	31354	11077	9923	21000	40701	37019	77720	78419	71085	149504	12049	10998	23047
<b>VI</b>	1738	1587	3325	2936	2520	5456	2032	1727	3759	7545	6484	14029	14251	12318	26569	1553	1466	3019
<b>VII</b>	1769	1585	3354	2882	2606	5488	1895	1681	3576	7327	6441	13768	13873	12313	26186	1319	1405	2724
<b>VIII</b>	1762	1521	3283	3054	2726	5780	2054	1973	4027	7117	6823	13940	13987	13043	27030	1188	1234	2422
<b>Total 6-8</b>	5269	9962	9962	8872	7852	16724	5981	5381	11362	21989	19748	41737	42111	37674	79785	4060	4105	8165
<b>Total 1-8</b>	15537	13855	29392	25245	22833	48078	17058	15304	32362	62690	56767	119457	120530	108759	229289	16109	15103	31212
<b>IX</b>	1699	1459	3158	3166	2757	5923	2208	1968	4176	7250	6242	13492	14323	12426	26749	1056	1023	2079
<b>X</b>	1649	1463	3112	2663	2206	4869	2095	1639	3734	6646	5513	12159	13053	10821	23874	896	930	1826
<b>Total 9-10</b>	3348	2922	6270	5829	4963	10792	4303	3607	7910	13896	11755	25651	27376	23247	50623	1952	1953	3905
<b>XI</b>	1349	1245	2594	2222	1851	4073	1629	1352	2981	5526	4735	10261	10726	9183	19909	559	694	1253
<b>XII</b>	1495	1258	2753	1965	1446	3411	1691	1140	2831	5499	4036	9535	10650	7880	18530	562	545	1107
<b>Total 11-12</b>	2844	2503	5347	4187	3297	7484	3320	2492	5812	11025	8771	19796	21376	17063	38439	1121	1239	2360
<b>Total 9-12</b>	6192	5425	11617	10016	8260	18276	7623	6099	13722	24921	20526	45447	48752	40310	89062	3073	3192	6265
<b>Total 1-12</b>	21729	19280	41009	35261	31093	66354	24681	21403	46084	87611	77293	164904	169282	149069	318351	19182	18295	37477
<b>GTot</b>	24131	21259	45390	37615	32889	70504	26156	22331	48487	94491	82500	176991	182393	158979	341372	20998	19787	40785

<b>Total Enrollment By Government Management &amp; Class</b>																		
Class	General			SC			ST			OBC			Total			Minority ***		
	Boys	Girls	Total	Boys	Girls	Total	Boys	Girls	Total	Boys	Girls	Total	Boys	Girls	Total	Boys	Girls	Total
<b>**pp</b>	52	66	118	19	13	32	7	7	14	56	47	103	134	133	267	95	106	201
<b>I</b>	806	836	1642	1839	1952	3791	1186	1305	2491	3785	4247	8032	7616	8340	15956	1754	1714	3468
<b>II</b>	860	823	1683	1959	2113	4072	1258	1441	2699	3785	4406	8191	7862	8783	16645	1723	1616	3339
<b>III</b>	830	794	1624	2106	2270	4376	1210	1504	2714	3737	4595	8332	7883	9163	17046	1731	1584	3315
<b>IV</b>	645	722	1367	1681	1893	3574	1025	1262	2287	3147	4055	7202	6498	7932	14430	1302	1363	2665
<b>V</b>	497	606	1103	1586	1836	3422	925	1134	2059	2860	3672	6532	5868	7248	13116	956	1000	1956
<b>Total 1-5</b>	3638	3781	45104	9171	10064	19235	5604	6646	12250	17314	20975	38289	35727	41466	77193	7466	7277	14743
<b>VI</b>	366	526	892	1650	1829	3479	1002	1233	2235	2842	3642	6484	5860	7230	13090	546	669	1215
<b>VII</b>	421	551	972	1704	1857	3561	1001	1272	2273	2869	3869	6738	5995	7549	13544	504	648	1152
<b>VIII</b>	418	571	989	1970	2116	4086	1109	1549	2658	3202	4359	7561	6699	8595	15039	464	606	1070
<b>Total 6-8</b>	1205	1648	2853	5324	5802	11126	3112	4054	7166	8913	11870	20783	18554	23374	41928	1514	1923	3437
<b>Total 1-8</b>	4843	5429	10272	14495	15866	30361	8716	10700	19416	26227	32845	59072	54281	64840	119121	8980	9200	18180
<b>IX</b>	467	627	1094	2254	2267	4521	1339	1602	2941	3801	4324	8125	7861	8820	16681	389	470	859
<b>X</b>	355	486	841	1581	1614	3195	961	1205	2166	2719	3495	6214	5616	6800	12416	250	335	585
<b>Total 9-10</b>	822	1113	1935	3835	3881	7716	2300	2807	5107	6520	7819	14339	13477	15620	29097	639	805	1444
<b>XI</b>	516	560	1076	1687	1452	3139	1078	1030	2108	3436	3301	6737	6717	6343	13060	178	273	451
<b>XII</b>	448	494	942	1356	1037	2393	893	791	1684	2917	2628	5545	5614	4950	10564	151	187	338
<b>Total 11-12</b>	964	1054	2018	3043	2489	5532	1971	1821	3792	6353	5929	12282	12331	11293	23624	329	460	789
<b>Total 9-12</b>	1786	2167	3953	6878	6370	13248	4271	4628	8899	12873	13748	26621	25808	26913	52721	968	1265	2233
<b>Total 1-12</b>	6629	7596	14225	21373	22236	43609	12987	15328	28315	39100	46593	85693	80089	91753	171842	9948	10465	20413
<b>GTot</b>	6681	7662	14343	21392	22249	43641	12994	15335	28329	39156	46640	85796	80223	91886	172109	10043	10571	20614

\* Govt. Management Includes Deptt. of Edu., T&W, Local Body, Sanskrit Edu., KGBV, Shiksha Karmi Management, Madarsa Only

\*\* PP : Pre Primary, \*\*\* Minority Enrollment is Included In ALL Category,

**SCHOOL EDUCATION : DISTRICT REPORT CARD 2017-18**

District Name : Tonk

District Code : 0822

Class Room/Other Room /Building Status/Facilities (Govt. Management*)													
School Category	Status of Class Rooms						Number of Schools		Building Status				
	Class Rooms	Other Rooms	Sch. Req. Maj. Rep.	Class Req. Maj. Rep.	No. of Sch Req. ACR	No. of ACR Req. in	Library	Computer Room	Own	Rented	Rent Free	No Building	Total
PS Only	2397	842	86	129	3	5	293	0	588	2	0	15	605
UPS	4225	1376	115	230	9	13	495	53	504	5	1	3	513
<b>Total</b>	<b>6622</b>	<b>2218</b>	<b>201</b>	<b>359</b>	<b>12</b>	<b>18</b>	<b>788</b>	<b>53</b>	<b>1092</b>	<b>7</b>	<b>1</b>	<b>18</b>	<b>1118</b>
Secondary	694	272	21	44	5	14	73	11	73	1	0	0	74
Sr. Secondary	2928	1402	65	167	22	85	241	84	244	0	0	0	244
<b>G.Total</b>	<b>10244</b>	<b>3892</b>	<b>287</b>	<b>570</b>	<b>39</b>	<b>117</b>	<b>1102</b>	<b>148</b>	<b>1409</b>	<b>8</b>	<b>1</b>	<b>18</b>	<b>1436</b>

**Number of Schools (Govt. Own Building)**

School Category	Number of Schools Having Facilities (Govt. Own Building)											
	Total Schools	Single Class room	Single Teacher	Separate Toilets for B & G	Single Toilet	No toilets	Functional Toilet	Hand Wash Facility	Drinking Water	Play ground	No Boundry	
PS Only	588	2	90	588	0	0	588	555	566	299	111	
UPS	504	0	5	504	0	0	504	478	493	274	12	
<b>Total</b>	<b>1092</b>	<b>2</b>	<b>95</b>	<b>1092</b>	<b>0</b>	<b>0</b>	<b>1092</b>	<b>1033</b>	<b>1059</b>	<b>573</b>	<b>123</b>	
Secondary	73	1	0	73	0	0	73	66	73	48	2	
Sr. Secondary	244	4	0	244	0	0	244	235	242	186	2	
<b>G.Total</b>	<b>1409</b>	<b>7</b>	<b>95</b>	<b>1409</b>	<b>0</b>	<b>0</b>	<b>1409</b>	<b>1334</b>	<b>1374</b>	<b>807</b>	<b>127</b>	

**Number of Schools (Govt. Own Building)**

School Category	Number of Schools Having Facilities (Govt. Own Building)											
	HM Room Req.**	Electricity	Ramps	B.Wall/ Fencing	Staff room for Teacher	Art & Craft Room	Approach Road To School	Arts Streams School	Science Streams School	Commerce Streams School	Vocational Streams School	
PS Only	0	51	520	477	7	0	321	0	0	0	0	
UPS	0	393	466	492	33	0	390	0	0	0	0	
<b>Total</b>	<b>0</b>	<b>444</b>	<b>986</b>	<b>969</b>	<b>40</b>	<b>0</b>	<b>711</b>	<b>0</b>	<b>0</b>	<b>0</b>	<b>0</b>	
Secondary	26	72	66	71	13	8	65	0	0	0	0	
Sr. Secondary	35	244	218	242	62	96	238	228	47	16	25	
<b>G.Total</b>	<b>61</b>	<b>760</b>	<b>1270</b>	<b>1282</b>	<b>115</b>	<b>104</b>	<b>1014</b>	<b>228</b>	<b>47</b>	<b>16</b>	<b>25</b>	

**Enrollment (Agewise)**

**Indicators (%)**

**Number of Schools (Govt.)**

Age Group	Boys	Girls	Total	School Category	PTR (Govt) ***	SCR (Govt) ***	Gender Gap				PTR> 30/35	SCR> 30/35	PTR> 100	SCR> 100
							SC	ST	All	Min.				
Below 6	8319	7496	15815											
6 to 11	70453	63574	134027	PS Only	21	11	4.44	5.50	4.91	4.56	234	10	3	0
11 to 14	36898	33114	70012	UPS	12	20	6.10	5.28	5.56	-0.55	6	64	0	0
6 to 14	107351	96688	204039	Elementary	18	16	5.02	5.42	5.13	3.22	240	74	3	0
14 to 16	25528	25256	50784	Secondary	11	34	8.02	8.80	8.16	-0.03	1	21	0	1
16 to 18	15450	15428	30878	Sr. Secondary	21	64	11.89	14.25	11.22	-5.00	7	77	0	17

\* Govt. Management Includes Deptt. of Education, Local Body, Sanskrit Education and Shiksha Karmi Management Only.

\*\* Remaining Schools Either having HM Room or not required HM Room as per RTE Norms.

\*\*\* PTR and SCR calculated only for Govt Own Management Schools.

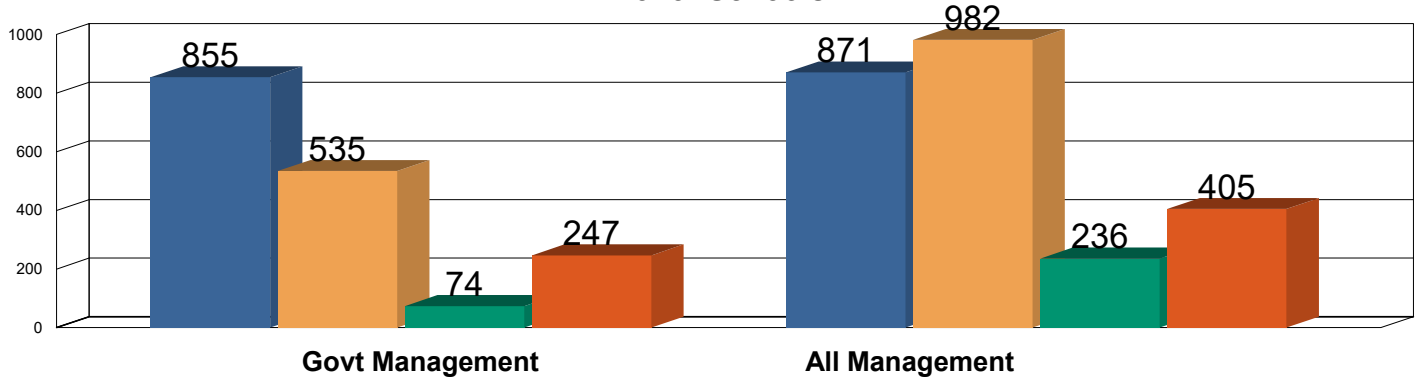
**SCHOOL EDUCATION : DISTRICT REPORT CARD 2017-18**

District Name : **TONK**

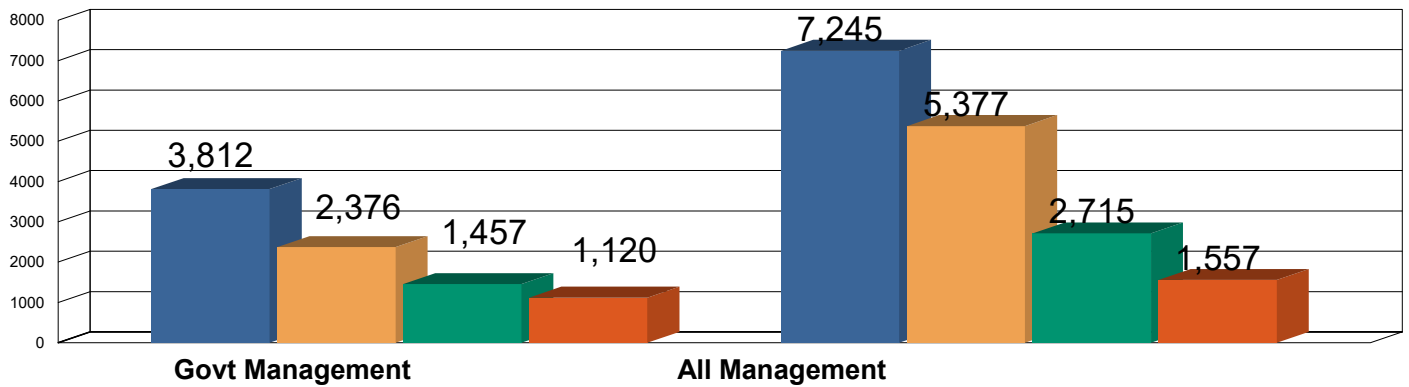
District Code : **0822**

■ PS     
 ■ UPS     
 ■ SEC.     
 ■ SR. SEC

**No. of Schools**

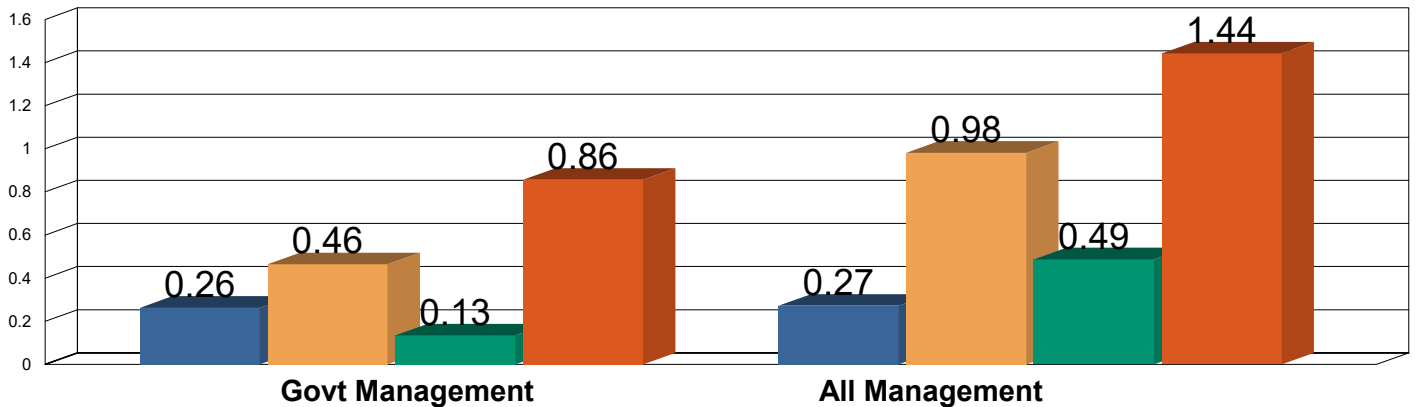


**No. of Teachers**



(Fig. in Lakh)

**Enrollment**



**SCHOOL EDUCATION : DISTRICT REPORT CARD 2017-18**

**District Name : UDAIPUR**

**District Code : 0826**

Blocks	17	PEEO/ CRC	556	Total Schools	5254	Total Teachers	28465	Total Enrollment	740609			
<b>Details of school</b>												
Total Number of Schools							No. of Schools by School Type (Govt)					
School Category	Government			Private			Boys	Girls	Co-Ed	Total		
	Urban	Rural	Total	Urban	Rural	Total						
PS	44	2664	<b>2708</b>	52	216	<b>268</b>	0	3	2705	<b>2708</b>		
UPS	37	819	<b>856</b>	118	360	<b>478</b>	0	24	832	<b>856</b>		
Secondary	15	128	<b>143</b>	52	84	<b>136</b>	0	5	138	<b>143</b>		
Sr. Secondar	30	500	<b>530</b>	83	52	<b>135</b>	0	12	518	<b>530</b>		
<b>Total</b>	<b>126</b>	<b>4111</b>	<b>4237</b>	<b>305</b>	<b>712</b>	<b>1017</b>	<b>0</b>	<b>44</b>	<b>4193</b>	<b>4237</b>		
<b>Number of Schools By School Category &amp; Management</b>												
School Category	Dept of Edu.	Tribal	Social Welfare	Local Body	Sans. Edu.	SKS	KGBV	Madarsa	Total State Govt School	Ctr. Govt	Private	Grand Total
Primary only with grades 1 to 5	24	306	0	2061	9	282	0	26	<b>2708</b>	0	268	<b>2976</b>
Upper Primary with grades 1 to 8	808	0	0	0	33	3	0	4	<b>848</b>	0	477	<b>1325</b>
Secondary with grades 1 to 10	134	0	0	0	5	0	0	0	<b>139</b>	0	133	<b>272</b>
Higher Secondary with grades 1 to 12	506	0	0	0	3	0	0	0	<b>509</b>	2	119	<b>630</b>
Upper Primary only with grades 6 to 8	1	0	0	0	0	0	7	0	<b>8</b>	0	1	<b>9</b>
Secondary with grades 6 to 10	3	0	0	0	1	0	0	0	<b>4</b>	0	3	<b>7</b>
Higher Secondary with grades 6 to 12	13	4	0	0	1	0	0	0	<b>18</b>	1	11	<b>30</b>
Higher Secondary with grades 9 to 12	3	0	0	0	0	0	0	0	<b>3</b>	0	2	<b>5</b>
<b>Grand Total</b>	<b>1492</b>	<b>310</b>	<b>0</b>	<b>2061</b>	<b>52</b>	<b>285</b>	<b>7</b>	<b>30</b>	<b>4237</b>	<b>3</b>	<b>1014</b>	<b>5254</b>
<b>Total Number of Teachers</b>												
Classes Taught	Government (State)			Private			Gender Distribution of Teachers (Govt)					
	Male	Female	Total	Male	Female	Total	School Category	Male	Female	Total		
Primary	5288	3239	<b>8527</b>	1665	3882	<b>5547</b>	PS	3185	1727	<b>4912</b>		
Upper Primary	2734	1599	<b>4333</b>	1154	2211	<b>3365</b>	UPS	2733	1582	<b>4315</b>		
Secondary	1515	889	<b>2404</b>	464	899	<b>1363</b>	Secondary	732	541	<b>1273</b>		
Sr. Secondar	1440	660	<b>2100</b>	353	473	<b>826</b>	Sr. Secondary	4327	2537	<b>6864</b>		
<b>Total</b>	<b>10977</b>	<b>6387</b>	<b>17364</b>	<b>3636</b>	<b>7465</b>	<b>11101</b>	<b>Total</b>	<b>10977</b>	<b>6387</b>	<b>17364</b>		
<b>Enrollment</b>												
Enrollment of SC/ST (ALL Mgt)	Primary (1-5)	Upper Pri.(6-8)	Sec./Sr. Sec.(9-12)	Total Enrollment School Category Wise***								
% SC Enrollment	5.43	6.26	7.44	School Cat.	Govt.	Pvt.	Urban Govt.	Rural Govt.				
% SC girls to SC Enrollment	46.39	46.10	47.86	PS Only	133004	14433	1567	131437				
% ST Enrollment	62.33	54.13	42.68	UPS	124273	51364	4558	119715				
% ST girls to ST Enrollment	46.66	45.03	46.75	Secondary	34232	36768	2996	31236				
% Minority Enrollment	2.67	2.79	3.17	Sr. Secondary	196006	90097	12591	183415				
% Min. girls to Min. Enrollment	47.44	49.92	54.22	<b>G.Total</b>	<b>487515</b>	<b>192662</b>	<b>21712</b>	<b>465803</b>				

\* Govt. Management Includes Deptt. of Edu., T&W,Local Body, Sanskrit Edu., KGBV,Shiksha Karmi Management, Madarsa Only

\*\* PP : Pre Primary, \*\*\* This does not include Pre-Primary Enrollment

**SCHOOL EDUCATION : DISTRICT REPORT CARD 2017-18**

District Name : **Udaipur**

District Code : **0826**

<b>Total Enrollment By All (Govt.* + Pvt.) Management &amp; Class</b>																		
Class	General			SC			ST			OBC			Total			Minority ***		
	Boys	Girls	Total	Boys	Girls	Total	Boys	Girls	Total	Boys	Girls	Total	Boys	Girls	Total	Boys	Girls	Total
<b>**PP</b>	11474	9189	20663	3542	2891	6433	7724	5171	12895	11545	8896	20441	34285	26147	60432	2464	2174	4638
<b>I</b>	6011	4980	10991	2245	1936	4181	26211	23554	49765	6725	5702	12427	41192	36172	77364	1119	939	2058
<b>II</b>	5761	4980	10741	2133	1891	4024	25705	22997	48702	6522	5732	12254	40121	35600	75721	1042	946	1988
<b>III</b>	5995	5267	11262	2186	1978	4164	25535	22583	48118	6661	5946	12607	40377	35774	76151	1047	969	2016
<b>IV</b>	5730	5075	10805	1908	1674	3582	21567	18325	39892	6321	5484	11805	35526	30558	66084	955	863	1818
<b>V</b>	5704	4991	10695	1980	1564	3544	20287	16910	37197	6427	5656	12083	34398	29121	63519	881	835	1716
<b>Total 1-5</b>	29201	25293	54494	10452	9043	19495	119305	104369	223674	32656	28520	61176	191614	167225	358839	5044	4552	9596
<b>VI</b>	5875	4993	10868	1910	1657	3567	18237	14664	32901	6343	5522	11865	32365	26836	59201	846	817	1663
<b>VII</b>	5932	5037	10969	1970	1657	3627	17641	14461	32102	6665	5734	12399	32208	26889	59097	840	823	1663
<b>VIII</b>	6084	5222	11306	2056	1762	3818	16493	13774	30267	6615	5708	12323	31248	26466	57714	775	813	1588
<b>Total 6-8</b>	17891	33143	33143	5936	5076	11012	52371	42899	95270	19623	16964	36587	95821	80191	176012	2461	2453	4914
<b>IX</b>	6162	4984	11146	1902	1746	3648	13490	11117	24607	6256	5289	11545	27810	23136	50946	695	762	1457
<b>X</b>	5040	4476	9516	1376	1283	2659	8664	8439	17103	4919	4100	9019	19999	18298	38297	622	705	1327
<b>Total 9-10</b>	11202	9460	20662	3278	3029	6307	22154	19556	41710	11175	9389	20564	47809	41434	89243	1317	1467	2784
<b>XI</b>	4847	3853	8700	1231	1120	2351	5830	5213	11043	4169	3420	7589	16077	13606	29683	480	561	1041
<b>XII</b>	4419	3702	8121	1128	1026	2154	5043	4231	9274	3786	3065	6851	14376	12024	26400	310	467	777
<b>Total 11-12</b>	9266	7555	16821	2359	2146	4505	10873	9444	20317	7955	6485	14440	30453	25630	56083	790	1028	1818
<b>Total 9-12</b>	20468	17015	37483	5637	5175	10812	33027	29000	62027	19130	15874	35004	78262	67064	145326	2107	2495	4602
<b>Total 1-12</b>	67560	57560	125120	22025	19294	41319	204703	176268	380971	71409	61358	132767	365697	314480	680177	9612	9500	19112
<b>GTot</b>	79034	66749	145783	25567	22185	47752	212427	181439	393866	82954	70254	153208	399982	340627	740609	12076	11674	23750

<b>Total Enrollment By Government Management &amp; Class</b>																		
Class	General			SC			ST			OBC			Total			Minority ***		
	Boys	Girls	Total	Boys	Girls	Total	Boys	Girls	Total	Boys	Girls	Total	Boys	Girls	Total	Boys	Girls	Total
<b>**pp</b>	35	42	77	9	18	27	165	162	327	20	22	42	229	244	473	34	44	78
<b>I</b>	1402	1497	2899	958	937	1895	23121	21645	44766	2615	2713	5328	28096	26792	54888	283	238	521
<b>II</b>	1341	1606	2947	992	983	1975	22922	21299	44221	2609	2748	5357	27864	26636	54500	278	274	552
<b>III</b>	1491	1792	3283	1039	1130	2169	22999	20978	43977	2754	3113	5867	28283	27013	55296	237	288	525
<b>IV</b>	1476	1701	3177	911	926	1837	19359	17017	36376	2685	2942	5627	24431	22586	47017	238	243	481
<b>V</b>	1501	1752	3253	974	868	1842	18158	15663	33821	2886	3120	6006	23519	21403	44922	220	258	478
<b>Total 1-5</b>	7211	8348	13164	4874	4844	9718	106559	96602	203161	13549	14636	28185	132193	124430	256623	1256	1301	2557
<b>VI</b>	1804	2077	3881	1037	1059	2096	16467	13693	30160	3164	3365	6529	22472	20194	42666	168	275	443
<b>VII</b>	1985	2200	4185	1121	1120	2241	16087	13562	29649	3563	3714	7277	22756	20596	43352	211	360	571
<b>VIII</b>	2215	2553	4768	1230	1241	2471	15006	12925	27931	3702	3879	7581	22153	20598	48945	228	313	541
<b>Total 6-8</b>	6004	6830	12834	3388	3420	6808	47560	40180	87740	10429	10958	21387	67381	61388	128769	607	948	1555
<b>Total 1-8</b>	13215	15178	28393	8262	8264	16526	154119	136782	290901	23978	25594	49572	199574	185818	385392	1863	2249	4112
<b>IX</b>	2639	2510	5149	1320	1346	2666	12680	10574	23254	4031	3960	7991	20670	18390	39060	217	407	624
<b>X</b>	1865	1994	3859	807	909	1716	7755	7816	15571	2824	2826	5650	13251	13545	26796	165	304	469
<b>Total 9-10</b>	4504	4504	9008	2127	2255	4382	20435	18390	38825	6855	6786	13641	33921	31935	65856	382	711	1093
<b>XI</b>	1718	1665	3383	766	812	1578	5189	4718	9907	2421	2292	4713	10094	9487	19581	164	308	472
<b>XII</b>	1447	1497	2944	679	726	1405	4502	3746	8248	2114	1975	4089	8742	7944	16686	88	248	336
<b>Total 11-12</b>	3165	3162	6327	1445	1538	2983	9691	8464	18155	4535	4267	8802	18836	17431	36267	252	556	808
<b>Total 9-12</b>	7669	7666	15335	3572	3793	7365	30126	26854	56980	11390	11053	22443	52757	49366	102123	634	1267	1901
<b>Total 1-12</b>	20884	22844	43728	11834	12057	23891	184410	163636	347881	35368	36647	72015	252331	235184	487515	2497	3516	6013
<b>GTot</b>	20919	22886	43805	11843	12075	23918	184410	163798	348208	35388	36669	72057	252560	235428	487988	2531	3560	6091

\* Govt. Management Includes Deptt. of Edu., T&W, Local Body, Sanskrit Edu., KGBV, Shiksha Karmi Management, Madarsa Only

\*\* PP : Pre Primary, \*\*\* Minority Enrollment is Included In ALL Category,

**SCHOOL EDUCATION : DISTRICT REPORT CARD 2017-18**

District Name : Udaipur

District Code : 0826

Class Room/Other Room /Building Status/Facilities (Govt. Management*)													
School Category	Status of Class Rooms						Number of Schools		Building Status				
	Class Rooms	Other Rooms	Sch. Req. Maj. Rep.	Class Req. Maj. Rep.	No. of Sch Req. ACR	No. of ACR Req. in	Library	Computer Room	Own	Rented	Rent Free	No Building	Total
PS Only	7831	1297	742	1248	159	185	1148	0	2322	1	31	22	2376
UPS	6021	1046	325	658	119	227	791	41	839	3	3	0	845
<b>Total</b>	<b>13852</b>	<b>2343</b>	<b>1067</b>	<b>1906</b>	<b>278</b>	<b>412</b>	<b>1939</b>	<b>41</b>	<b>3161</b>	<b>4</b>	<b>34</b>	<b>22</b>	<b>3221</b>
Secondary	1218	301	43	107	42	113	132	24	141	1	1	0	143
Sr. Secondary	5156	1623	126	331	192	900	475	154	521	2	3	0	526
<b>G.Total</b>	<b>20226</b>	<b>4267</b>	<b>1236</b>	<b>2344</b>	<b>512</b>	<b>1425</b>	<b>2546</b>	<b>219</b>	<b>3823</b>	<b>7</b>	<b>38</b>	<b>22</b>	<b>3890</b>

**Number of Schools (Govt. Own Building)**

School Category	Number of Schools Having Facilities (Govt. Own Building)											
	Total Schools	Single Class room	Single Teacher	Separate Toilets for B & G	Single Toilet	No toilets	Functional Toilet	Hand Wash Facility	Drinking Water	Play ground	No Boundry	
PS Only	2322	28	719	2322	0	0	2265	1478	2281	704	942	
UPS	839	1	18	839	0	0	833	606	835	398	66	
<b>Total</b>	<b>3161</b>	<b>29</b>	<b>737</b>	<b>3161</b>	<b>0</b>	<b>0</b>	<b>3098</b>	<b>2084</b>	<b>3116</b>	<b>1102</b>	<b>1008</b>	
Secondary	141	2	2	141	0	0	133	101	139	63	8	
Sr. Secondary	521	7	1	521	0	0	505	342	506	276	47	
<b>G.Total</b>	<b>3823</b>	<b>38</b>	<b>740</b>	<b>3823</b>	<b>0</b>	<b>0</b>	<b>3736</b>	<b>2527</b>	<b>3761</b>	<b>1441</b>	<b>1063</b>	

**Number of Schools (Govt. Own Building)**

School Category	Number of Schools Having Facilities (Govt. Own Building)											
	HM Room Req.**	Electricity	Ramps	B.Wall/ Fencing	Staff room for Teacher	Art & Craft Room	Approach Road To School	Arts Streams School	Science Streams School	Commerce Streams School	Vocational Streams School	
PS Only	8	123	753	1380	24	0	1300	0	0	0	0	
UPS	37	690	519	773	26	0	695	0	0	0	0	
<b>Total</b>	<b>45</b>	<b>813</b>	<b>1272</b>	<b>2153</b>	<b>50</b>	<b>0</b>	<b>1995</b>	<b>0</b>	<b>0</b>	<b>0</b>	<b>0</b>	
Secondary	58	139	85	133	47	40	125	0	0	0	2	
Sr. Secondary	213	518	329	474	220	183	474	471	75	49	84	
<b>G.Total</b>	<b>316</b>	<b>1470</b>	<b>1686</b>	<b>2760</b>	<b>317</b>	<b>223</b>	<b>2594</b>	<b>471</b>	<b>75</b>	<b>49</b>	<b>86</b>	

**Enrollment (Agewise)**

**Indicators (%)**

**Number of Schools (Govt.)**

Age Group	Boys	Girls	Total	School Category	PTR (Govt) ***	SCR (Govt) ***	Gender Gap				PTR> 30/35	SCR> 30/35	PTR> 100	SCR> 100
							SC	ST	All	Min.				
Below 6	17190	15854	33044											
6 to 11	166915	147156	314071	PS Only	30	19	7.23	6.68	6.80	5.13	1620	308	63	0
11 to 14	87039	72200	159239	UPS	22	28	7.81	9.94	8.88	0.16	134	266	2	6
6 to 14	253954	219356	473310	Elementary	28	23	7.44	7.65	7.48	3.45	1754	574	65	6
14 to 16	48154	44494	92648	Secondary	16	46	3.95	6.23	7.14	-5.39	7	51	0	7
16 to 18	27650	27293	54943	Sr. Secondary	17	45	4.73	7.03	8.60	-13.09	18	129	0	26

\* Govt. Management Includes Deptt. of Education, Local Body, Sanskrit Education and Shiksha Karmi Management Only.

\*\* Remaining Schools Either having HM Room or not required HM Room as per RTE Norms.

\*\*\* PTR and SCR calculated only for Govt Own Management Schools.

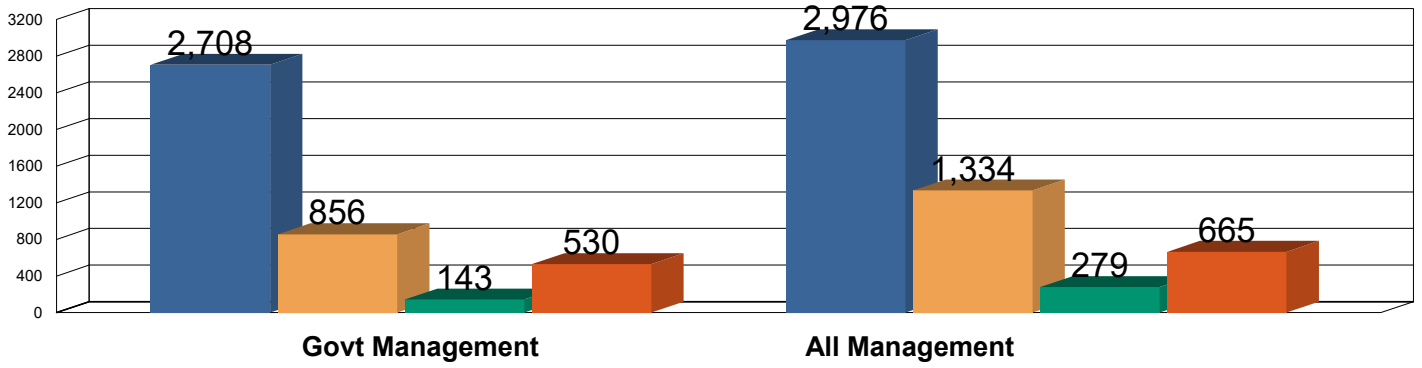
**SCHOOL EDUCATION : DISTRICT REPORT CARD 2017-18**

District Name : **UDAIPUR**

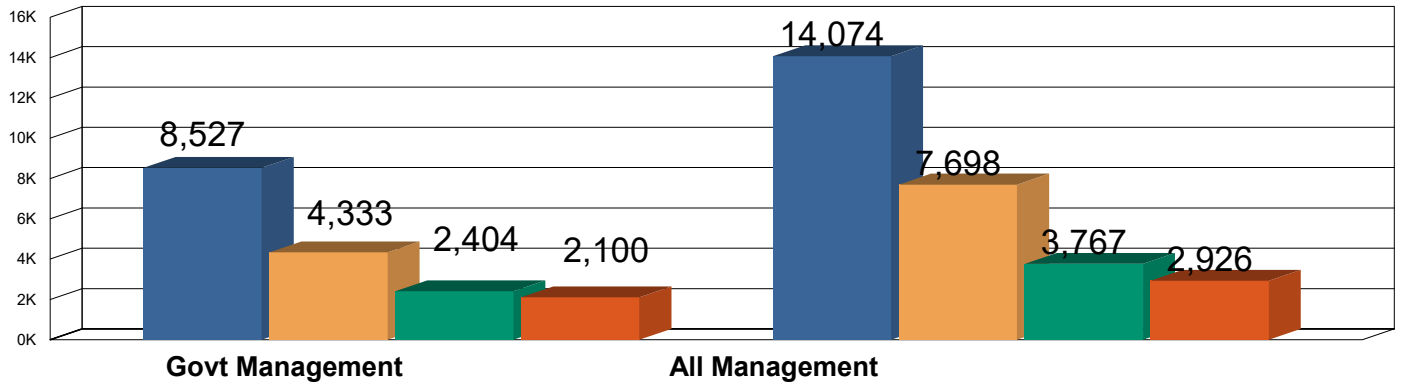
District Code : **0826**

■ PS     
 ■ UPS     
 ■ SEC.     
 ■ SR. SEC

**No. of Schools**



**No. of Teachers**



(Fig. in Lakh)

**Enrollment**

